

315 GC

HYDRAULIC EXCAVATOR



Engine Power (ISO 14396:2002)	74.0 kW (100 hp)
Operating Weight	15 400 kg (34,000 lb)

Engine meets U.S. EPA Tier 4 Final and EU Stage V emission standards.



THE NEW CAT® 315 GC

JOB MATCHED PERFORMANCE

The Cat® 315 GC Excavator fits your jobsite and your wallet. Simplified maintenance points, longer maintenance intervals, and fuel saving features and components keep owning and operating costs low. Combined with its compact radius design and a large, ergonomic cab, the 315 GC keeps you working efficiently and comfortably – all at a low cost per hour.



NEXT GENERATION EXCAVATORS

Your business is more competitive than ever. Ready to help make your business stronger, Cat Next Generation Excavators give you new ways to get the most work done at a cost that fits your business.

- + MORE MODEL OPTIONS
- + MORE FUEL SAVINGS
- + MORE WAYS TO BOOST EFFICIENCY



LOWER FUEL CONSUMPTION BY UP TO 15%¹

Two power modes – Power mode and Smart mode
– help manage fuel consumption.

LOWER MAINTENANCE COSTS BY UP TO 25%¹

Extended maintenance intervals increase uptime and
reduce costs.

WORK IN COMFORT

A larger cab, wider seat, and easy-to-reach controls
keep you comfortable all shift long.

¹ Compared to the 315F

UP TO 25% LESS MAINTENANCE COSTS



**LESS MAINTENANCE,
MORE PROFITABILITY**

NOTE: COMPARISON IS BASED ON THE 315 GC vs 315F.

CAT EQUIPMENT MANAGEMENT TECHNOLOGY TAKES THE GUESSWORK OUT OF MANAGING YOUR EQUIPMENT

Cat Equipment Management telematics technology helps take the complexity out of managing your jobsites by gathering data generated by your equipment, materials, and people and serving it up to you in customizable formats.



PRODUCT LINK™

Product Link collects data automatically and accurately from your assets – any type and any brand. Information such as location, hours, fuel usage, productivity, idle time, maintenance alerts, diagnostic codes, and machine health can be viewed online through web and mobile applications.



VISIONLINK®

Access information anytime, anywhere with VisionLink. Use it to make informed decisions that boost productivity, lower costs, simplify maintenance, and improve safety and security on your jobsite. With different subscription level options, your Cat dealer can help you configure exactly what you need to connect your fleet and manage your business without paying for extras you don't want. Subscriptions are available with cellular or satellite reporting (or both).

LOWER MAINTENANCE COSTS
UP TO 25%



DO MORE. PAY LESS.

With extended and more synchronized maintenance intervals, you get more done at a lower cost. Consolidated filter locations make service faster and easier.

INFORMATION AT YOUR FINGERTIPS

View operating information such as fuel and oil levels as well as critical service alerts on the in-cab touchscreen monitor. Your machine's filter life and maintenance intervals are also trackable on the in-cab monitor.

NEW LONGER LASTING FILTERS

The new hydraulic oil filter provides improved filtration performance, anti-drain valves to keep oil clean when the filter is replaced, and a 3,000-hour replacement interval – 50 percent longer than previous filter designs.

CAB TAKES

THE HARD OUT OF WORK

Comfort and movement efficiency help keep operators productive and alert all shift long. A tip-up left console lets you get in and out of the cab easily, and the standard seat is wide and adjustable for operators of virtually any size. Controls are easy to reach, allowing you to operate comfortably with minimal twists and turns

TOUCHSCREEN MONITOR

Most machine settings can be controlled through the high-resolution 203 mm/8-inch touchscreen monitor. It offers 42 languages and is easy to read from the seat.

EASY ACCESS, CONNECTIVITY, AND STORAGE

Several built-in convenience features make work more comfortable for operators:

- + Bluetooth integrated radio
- + USB ports for charging and phone connectivity
- + 12V DC outlets and AUX port
- + Storage in rear and console compartments
- + Cup and bottle holders



KEYLESS PUSH TO START

The 315 GC uses a keyless push-button engine start. This adds security for the machine by using Operator ID codes to limit and track machine access. Codes can be entered manually via an optional Bluetooth® key fob.

CUSTOMIZABLE JOYSTICKS

Joystick function can be customized through the monitor. Joystick pattern as well as response can be set to match operator preferences. All preferences are saved with the Operator ID and restored at log in. Make moving the excavator much easier with Cat Stick Steer. Simply push a button and use one hand to travel and turn instead of both hands or feet on levers or pedals.

NEW CAB DESIGN

Helps Keep You Safe

Enlarged windows and improved machine layout increase visibility from the seat of the cab. Standard rearview and right-side-view cameras always keep operators aware of their surroundings. An optional 360° visibility feature is also available. Powerful, long-lasting LED lights consume minimal power, keeping you safe while working in the dark.

The ISO-certified ROPS cab is sound suppressed and sealed. The large windows, smaller cab pillars, and flat engine hood design give outstanding visibility to the work.

COMPACT RADIUS

SIZED RIGHT FOR CONFINED SPACES

The 315 GC's compact radius design makes it the right machine for working in space-restricted areas. Work confidently in road construction jobs with lane closures and next to buildings and other structures.

WORK WITH CONFIDENCE

Unlike a standard radius machine, the 315 GC's boom cylinders are positioned toward the center of the machine, maximizing lifting performance over the front.



LOOK OUT FOR YOUR PEOPLE AND EQUIPMENT

SAFETY FEATURES

GROUND-LEVEL DAILY MAINTENANCE

All daily maintenance checks can be performed from ground level, making maintenance faster, easier, and safer. Checkpoints include the engine oil dipstick, fuel water separator, fuel tank water and sediment drains, and cooling system coolant level check.

SECURE START

Use your PIN code on the monitor or the optional Bluetooth key fob to enable the push-button starting feature.

UPPER PLATFORM ACCESS


New service platform design provides easy, safe, and quick access to upper service platform; the service platform steps use anti-skid punch plate to help prevent slipping.



INCREASE YOUR PRODUCTIVITY AND PROFIT WITH CAT ATTACHMENTS

Easily expand the performance of your machine by using any of the variety of Cat attachments. Each Cat attachment is designed to fit the weight and horsepower of Cat excavators for improved performance, safety, and stability.

COUPLERS



BUCKETS



HYDRAULIC HAMMERS



PREVENT HAMMER WEAR AND TEAR

Protect your hammer from overworking. Auto hammer stop warns you after 15 seconds of continuous firing and then automatically shuts it off after 30 seconds – all to prevent wear and tear on the attachment and excavator.

GRAPPLES



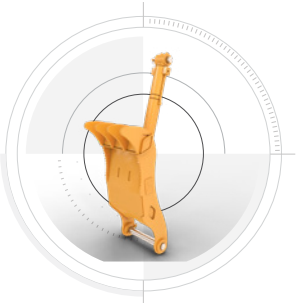
MULCHERS



SHEARS



THUMBS




VIBRATORY PLATE COMPACTORS



CAT LOCATOR

The Cat PL161 Attachment Locator is a Bluetooth device that makes finding your attachments and other gear quick and easy. The Cat app on your phone will locate the device automatically.



TECHNICAL SPECIFICATIONS

See cat.com for complete specifications.

ENGINE		
Engine Model	Cat C3.6	
Engine Power – ISO 14396:2002	74 kW	100 hp
Net Power – ISO 9249:2007	73 kW	98 hp
Bore	98 mm	4 in
Stroke	120 mm	5 in
Displacement	3.6 L	220 in ³

- Meets U.S. EPA Tier 4 Final and EU Stage V emission standards.
- Recommended for use up to 4500 m (14,764 ft) altitude with engine power derate above 3000 m (9,842 ft).
- Net power available at the flywheel when the engine is equipped with fan, air cleaner, aftertreatment, and alternator with engine speed at 2,400 rpm.

HYDRAULIC SYSTEM		
Main System – Maximum Flow	247 L/min	65 gal/min
Maximum Pressure – Equipment	35 000 kPa	5,075 psi
Maximum Pressure – Travel	35 000 kPa	5,075 psi
Maximum Pressure – Swing	26 000 kPa	3,770 psi

SWING MECHANISM		
Swing Speed	11.5 rpm	
Maximum Swing Torque	35 kN·m	25,815 lbf·ft

WEIGHTS		
Operating Weight	15 400 kg	34,000 lb
• Long undercarriage, Reach boom, R3.0 (9'10") Stick, GD 0.53 m ³ (0.69 yd ³) bucket, 700 mm (28") triple grouser shoes, and 3.83 mt (8,440 lb) counterweight.		

SERVICE REFILL CAPACITIES		
Fuel Tank	187 L	49.4 gal
Cooling System	15 L	4.0 gal
Engine Oil	8 L	2.1 gal
Final Drive	3 L	0.8 gal
Hydraulic System (including tank)	85 L	22.5 gal
Hydraulic Tank	72 L	19.0 gal

DIMENSIONS		
Boom	4.65 m (15'3")	
Stick	Reach R3.0 m (9'10")	
Bucket	GD 0.53 m ³ (0.69 yd ³)	
Shipping Height (top of cab)	2810 mm	9'3"
Handrail Height	2860 mm	9'5"
Shipping Length	7530 mm	24'8"
Shipping Length (with blade)	8090 mm	26'7"
Tail Swing Radius	1570 mm	5'2"
Counterweight Clearance	880 mm	2'11"
Ground Clearance	440 mm	1'5"
Track Length	3750 mm	12'4"
Length to Center of Rollers	3040 mm	10'0"
Track Gauge	1990 mm	6'6"
Transport Width – 700 mm (28") shoe	2690 mm	8'10"

WORKING RANGES AND FORCES		
Boom	4.65 m (15'3")	
Stick	Reach R3.0 m (9'10")	
Bucket	GD 0.53 m ³ (0.69 yd ³)	
Maximum Digging Depth	5990 mm	19'8"
Maximum Reach at Ground Line	8690 mm	28'6"
Maximum Cutting Height	9690 mm	31'9"
Maximum Loading Height	7220 mm	23'8"
Minimum Loading Height	2080 mm	6'10"
Maximum Depth Cut for 2440 mm (8'0") Level Bottom	5810 mm	19'1"
Maximum Vertical Wall Digging Depth	5180 mm	17'0"
Minimum Working Equipment Radius	2240 mm	7'4"
Bucket Digging Force (ISO)	98.67 kN	22,180 lbf
Stick Digging Force (ISO)	59.27 kN	13,330 lbf

AIR CONDITIONING SYSTEM		
• The air conditioning system on this machine contains the fluorinated greenhouse gas refrigerant R134a (Global Warming Potential = 1430). The system contains 0.8 kg of refrigerant which has a CO ₂ equivalent of 1.144 metric tonnes.		

STANDARD & OPTIONAL EQUIPMENT

Standard and optional equipment may vary. Consult your Cat dealer for details.

BOOMS AND STICKS	STANDARD	OPTIONAL
4.65 m (15'3") Reach boom	•	
R2.5 m (8'2") stick		• ¹
R2.8 m (9'2") stick		• ²
R2.8 m (9'2") Thumb Ready stick		• ²
R3.0 m (9'10") stick		•
CAB	STANDARD	OPTIONAL
ROPS, sound suppression	•	
Comfort Cab: mechanical suspension seat, 203 mm (8") touchscreen monitor	•	
Cat Stick Steer		•
CAT TECHNOLOGIES	STANDARD	OPTIONAL
Cat Product Link	•	
Auto hammer stop	•	
ELECTRICAL SYSTEM	STANDARD	OPTIONAL
Maintenance-free battery	•	
LED chassis light, left-side boom light, cab light	•	
Programmable time-delay LED working lights	•	
Centralized electrical disconnect switch	•	
ENGINE	STANDARD	OPTIONAL
C3.6 Tier 4 Final/Stage V diesel engine	•	
Automatic engine speed control	•	
Engine Idle Shutdown	•	
52°C (125°F) high-ambient cooling capacity without derate	•	
-25°C (-13°F) cold start capability	•	
Electric fuel priming pump	•	
Variable speed fan	•	
Single fuel filtration system	•	
Double element air filter with integrated precleaner	•	
Biodiesel capability up to B20	•	

HYDRAULIC SYSTEM	STANDARD	OPTIONAL
Boom and stick regeneration circuits	•	
Auto hydraulic warmup	•	
Auto two-speed travel	•	
Electric main control valve	•	
Boom and stick drift reduction valve	•	
Single type electronic pump	•	
Auxiliary line support	•	
Boom and stick lowering check valves		•
Medium-pressure line		•
High-pressure line		•
Quick coupler line		•
SAFETY AND SECURITY	STANDARD	OPTIONAL
Rear- and right-side-view cameras	•	
Ground-level engine shutoff switch	•	
Service platform with anti-skid plate and countersunk bolts	•	
Signaling/warning horn	•	
SERVICE AND MAINTENANCE	STANDARD	OPTIONAL
Grouped engine oil and fuel filters	•	
Ground-level engine oil dipstick	•	
S•O•S SM sampling ports	•	
UNDERCARRIAGE AND STRUCTURES	STANDARD	OPTIONAL
Grease lubricated track link	•	
ISO 15818:2017 tie down points on base frame	•	
500 mm (20") triple grouser shoes		•
500 mm (20") triple grouser shoes with rubber pad		•
600 mm (24") triple grouser shoes		•
700 mm (28") triple grouser shoes ³		•
3.83 mt (8,440 lb) counterweight	•	
2,500 mm (8'2") blade		•
2,600 mm (8'6") blade		•
2,700 mm (8'10") blade		•

¹Europe and Australia/New Zealand only

²North America only

³North America and Europe only

Not all features are available in all regions. Please check with your local Cat dealer for specific offering availability in your area.
For additional information, refer to the Technical Specifications brochures for the 315 GC available at www.cat.com or your Cat dealer.

For more complete information on Cat products, dealer services and industry solutions, visit us on the web at www.cat.com.

Materials and specifications are subject to change without notice. Featured machines in photos may include additional equipment. See your Cat dealer for available options.

© 2021 Caterpillar. All Rights Reserved. CAT, CATERPILLAR, LET'S DO THE WORK, their respective logos, Product Link, S-O-S, "Caterpillar Corporate Yellow", the "Power Edge" and Cat "Modern Hex" trade dress as well as corporate and product identity used herein, are trademarks of Caterpillar and may not be used without permission. VisionLink is a trademark of VirtualSite Solutions LLC, registered in the United States and in other countries.

www.cat.com www.caterpillar.com

AEXQ3073-02
Replaces AEXQ3073-01
Build Number: 07C
(N Am, Eur, Aus-NZ)

