

336

HYDRAULIC EXCAVATOR



Engine Power
Operating Weight*

225 kW (302 hp)
36 800 kg (81,200 lb)

*Reach Boom, R3.9DB (12'10") Stick, HD 2.12 m³ (2.77 yd³) Bucket, 850 mm (33") Triple Grouser Shoes, 6.8 mt (15,000 lb) Counterweight.

CAT[®]

NEXT GENERATION EXCAVATORS

Cat® next generation excavators offer you more value than ever.

- + HIGH DURABILITY
- + MORE PRODUCTION
- + LOWER OWNING AND OPERATING COSTS

If you're ready to take your business to the next level, put Cat next generation excavators to work for you.



THE CAT® 336

CLASS-LEADING PRODUCTION

Designed for demanding jobs, the new Cat 336 excavator stands out as a class-leading producer. Ton for ton, the 336 is the top choice for getting work done.



GET MORE WORK DONE

CLASS-LEADING PRODUCTION

Powerful hydraulics provide strong digging force and swing torque for large payload capacities, making the Cat 336 a standout performer in its size class.

LOW OWNING AND OPERATING COSTS

Fuel efficiency leadership comes from our smart electrohydraulic system. Longer life fuel, oil, and air filters contribute to lower maintenance costs and decreased downtime.

EASY-TO-USE CAT TECHNOLOGY

Cat Grade and Payload enhance your speed, accuracy, and overall operating efficiency. Cat E-Fence improves jobsite safety for you, your team, and others.



SAVE MONEY WITH
LOW MAINTENANCE COSTS

Extended service intervals and industry-leading fuel efficiency mean you'll spend more time working and less time and money on maintenance.

KEY MAINTENANCE COST ADVANTAGES


- + Oil and fuel filters with synchronized 1,000 hour maintenance intervals
- + Consolidated filter locations and grease points to reduce service time
- + Hydraulic filter with high dirt holding capacity
- + Advanced Cat air filter with high dust holding capacity



**EXTEND SERVICE.
 SAVE MONEY.**


33

Engine oil and fuel filters replaced on Cat 30-40 ton excavators



60

Engine oil and fuel filters replaced on many competitive 30-40 ton excavators



*COMPARED TO MANY COMPETITIVE 30-40 TON EXCAVATORS WITH 500 HOUR ENGINE OIL AND FUEL FILTER MAINTENANCE INTERVALS OVER 10,000 HOURS.



QUALITY, RELIABILITY, AND DURABILITY COME STANDARD

You can trust Caterpillar's time-proven engineering and manufacturing know-how for top-notch quality, reliability, and durability. In addition to reinforced booms and sticks, a huge difference in overall Cat machine durability is the undercarriage. It is the link between the ground and upper body, and it absorbs many of the stresses between them. That's why we put so much effort into making ours better than competitors. In fact, the 336 comes standard with these heavy-duty reinforcements:

- + HEAVY-DUTY TRACK LINK WITH GREASE-SEALED PINS
- + HEAVY-DUTY RECOIL SPRINGS
- + HEAVY-DUTY FINAL DRIVES

Add more brawn with these available options:

- + HEAVY-DUTY TRAVEL MOTOR GUARDS
- + HEAVY-DUTY BOTTOM GUARD
- + HEAVY-DUTY SWING FRAME
- + HEAVY-DUTY SWING BEARING



WANT MORE? GET IT.

- ✓ 52° C (125° F) high-ambient capability
- ✓ -18° C (0° F) standard cold start capability
- ✓ -32° C (-25.6° F) optional cold start capability
- ✓ Auto hydraulic oil warmup
- ✓ Two-level fuel filtration

CAB MAKES WORK

MORE COMFORTABLE

Sites where excavators work are typically rugged and challenging. That's why it's important the 336 cab keeps the operator comfortable and protected from fatigue, stress, sound, and outside temperatures.

SEAT AND CONTROLS

Standard air suspension seat, automatic climate control, and easy-to-reach joysticks and control panel help you stay comfortable and productive all shift long. See standard and optional equipment for more cab details.

CAT STICK STEER®

This option lets you simply push a button and use one hand to travel and turn instead of both hands or feet on levers and pedals.

CONNECTIVITY AND STORAGE

Convenience features include a Bluetooth® radio, USB and auxiliary ports for connecting and charging devices, and storage space for drinks, lunch boxes, and other essential items.





TOUCHSCREEN MONITOR

Control most machine settings through the high-resolution touchscreen monitor. It offers multiple languages and is easy to reach from the seat with no twisting or turning required.



SMART SETTINGS

Smart mode automatically adjusts engine and hydraulic power to meet work demand with maximum fuel efficiency – less power for tasks like fine grading and more power for heavy digging and truck loading. Operators can set and store power mode preference using Operator ID; owners can lock in the mode they want their operators to use to help manage fuel consumption.



CUSTOMIZABLE JOYSTICKS

Customize joystick functions through the monitor. Joystick pattern as well as response can be set to match your preferences, and Operator ID will remember and restore them at login.



KEYLESS PUSH START


Keyless push-button engine start adds security by using Operator ID codes to limit and track machine access. Enter codes manually or bypass using an optional Bluetooth key fob.

SAFETY FEATURES STAND OUT

THE 336 IS DESIGNED WITH YOUR
SAFETY IN MIND.

KEY SAFETY ADVANTAGES

- + Handrails, handholds, serrated steps, and anti-skid plating help prevent slips and trips.
- + Narrow cab pillars, large windows, and a flat engine hood design enhance visibility; a standard rearview camera enhances visibility even more.
- + A travel direction indicator helps you know which way to activate the levers before you move.
- + Optional inspection lighting illuminates the engine, pump, battery, and cooling compartments.
- + Put in a PIN code or use the optional Bluetooth key fob to enable push-button start.





**PROTECT YOU
AND OTHERS**



E-WALL SWING



E-WALL FORWARD



E-WALL CAB PROTECTION



E-WALL CEILING



E-WALL FLOOR

E-FENCE TECHNOLOGY

Whether you are using a bucket or hammer, E-Fence automatically stops excavator motion using boundaries you set in the monitor for the entire working envelope – above, below, sides, and front. E-Fence protects equipment from damage and reduces fines related to zoning or underground utility damage. Automatic boundaries even help prevent operator fatigue by reducing overswinging and digging.

MAKE WORK LIFE EASIER

Cat Link telematics help take the complexity out of managing your equipment and jobsites by gathering data and serving it to you in customizable formats.

PRODUCT LINK™

Product Link™ collects data automatically from your assets. View information such as location, hours, fuel usage, idle time, maintenance alerts, diagnostic codes, and machine health online through web and mobile applications.

VISIONLINK®

Access information anytime, anywhere with VisionLink®. Use it to make informed decisions that boost productivity, lower costs, simplify maintenance, and improve safety and security on your jobsite. With different subscription level options, your Cat dealer can help you configure exactly what you need to connect your fleet and manage your business without paying for extras you don't want. Subscriptions are available with cellular or satellite reporting (or both).

Remote Services* is a suite of technologies that improve your jobsite efficiency.

Remote troubleshoot allows your Cat dealer to perform diagnostic testing on your connected machine remotely, pinpointing potential issues while the machine is in operation. Remote troubleshoot ensures the technician arrives with the correct parts and tools the first time, eliminating additional trips to save you time and money.

Remote flash updates on-board software without a technician being present, potentially reducing update time by as much as 50%. You can initiate the update when convenient, increasing your overall operating efficiency.

*Must be within cell range coverage.



GET JOBS DONE

FASTER AND BETTER

Simple-to-use Cat technology enables operators of all skill levels to produce faster, better cuts and fills along with more accurate payloads. The payoff is greater production at a lower cost.



CAT GRADE WITH 2D

Set your targets in the monitor and cut and fill to specifications without needing a grade checker. Program up to four depth and slope offsets to get to grade even more quickly – a real time saver on the jobsite.



CAT GRADE WITH ASSIST

Automated boom, stick, and bucket movements deliver more accurate cuts with less effort. Simply set the depth and slope targets in the monitor and activate single-lever digging.



CAT PAYLOAD

Deliver precise loads every time with no costly overloading or underloading. Automated tracking helps manage production and lower cost. The monitor's USP port lets you download results from one shift all the way up to 30 days of work so you can manage progress without needing an internet connection or VisionLink subscription.



CAT LIFT ASSIST

Lift Assist quickly calculates the actual load being lifted and compares it to the rated load the excavator is capable of handling. Visual and auditory alerts tell you if you are within safe working range or need to take action to avoid tipping.



AUTO DIG BOOST

Trouble cutting through tough material? Auto dig boost gives you an automatic power increase of 8% when you need it for better bucket penetration, shorter cycle times, and greater payloads.



AUTO HEAVY LIFT

Need more lift during your shift? Auto heavy lift gives you 8% more power exactly when you need it for as long as you need it.

AVAILABLE UPGRADES

Cat Grade with Advanced 2D and Cat Grade with 3D increase productivity and expand grading capabilities. Grade with Advanced 2D adds in-field design capabilities through an additional high-resolution touchscreen monitor. Grade with 3D adds GPS and GLONASS positioning for pinpoint accuracy.

All Cat Grade systems are compatible with radios and base stations from Trimble, Topcon, and Leica. Already invested in a grade infrastructure? You can install grade systems from Trimble, Topcon, and Leica onto the machine.

INCREASE YOUR PRODUCTIVITY AND PROFIT


Expand the performance of your excavator with a variety of Cat attachments. Each is designed to maximize the machine's capability of moving material quickly and efficiently.

BUCKETS



Cat buckets and teeth can cut through the toughest material.

COUPLERS



Cat quick couplers let you change between tools in minutes, making the machine much more versatile.

HAMMERS AND MORE



Whether it's breaking rock, cutting steel, or grabbing and loading material, Cat hydromechanical attachments can help you do more work to make more money.

AUTO HAMMER STOP PREVENTS WEAR AND TEAR

Turn on through the monitor and your hammer will automatically stop after 30 seconds of continuous firing. This prevents the tool and excavator from overworking, enhancing the service life of both.



WE OFFER
MORE THAN MACHINES

When you buy Cat equipment, you're getting so much more than the machine. You're also getting the support of a best-in-class dealer network backed by a range of flexible solutions, technology, tools, and more. It's all about support that's built around your success.

- + Customer Value Agreements (CVAs)
- + Cost-saving service, repair, and rebuild options
- + Quality parts and precision components
- + Financing solutions
- + Rental and used equipment

Don't delay. Start your journey with Cat brand today. It will be one of the best decisions you'll ever make.

TECHNICAL SPECIFICATIONS

See cat.com for complete specifications.

ENGINE		
Engine Model	C7.1	
Net Power		
ISO 9249	223 kW	300 hp
ISO 9249 (DIN)	304 mhp	
Engine Power		
ISO 14396	225 kW	302 hp
ISO 14396 (DIN)	306 mhp	
Bore	105 mm	4 in
Stroke	135 mm	5 in
Displacement	7.01 L	428 in ³
Meets U.S. EPA Tier 4 Final, EU Stage V, and Japan 2014 emission standards.		
Rating at 2,000 rpm.		
HYDRAULIC SYSTEM		
Main System – Maximum Flow (Implement)	560 L/min (280 × 2 pumps)	
	148 gal/min (74 × 2 pumps)	
Maximum Pressure – Equipment – Implement	35 000 kPa	5,076 psi
Maximum Pressure – Equipment – Lift Mode	38 000 kPa	5,511 psi
Maximum Pressure – Travel	35 000 kPa	5,076 psi
Maximum Pressure – Swing	29 400 kPa	4,264 psi
SWING MECHANISM		
Swing Speed	8.84 rpm	
Maximum Swing Torque	143 kN·m	105,250 lbf·ft
SERVICE REFILL CAPACITIES		
Fuel Tank Capacity	600 L	158.5 gal
Cooling System	39 L	10.2 gal
Engine Oil (with filter)	25 L	6.6 gal
Swing Drive	18 L	4.8 gal
Final Drive (each)	8 L	2.1 gal
Hydraulic System (including tank)	373 L	98.5 gal
Hydraulic Tank (including suction pipe)	161 L	42.5 gal
Diesel Exhaust Fluid (DEF) Tank	50 L	13.2 gal
WEIGHTS		
Operating Weight	36 800 kg	81,200 lb
Reach boom, R3.9DB (12'10") stick, HD 2.12 m ³ (2.77 yd ³) bucket, and 850 mm (33") triple grouser shoes, 6.8 mt (15,000 lb) counterweight.		

DRIVE			
Maximum Travel Speed	4.7 km/h		2.9 mph
Maximum Drawbar Pull	302.5 kN		68,005 lbf
DIMENSIONS			
Boom	Reach Boom	Mass Boom	
	6.5 m (21'4")	6.18 m (20'3")	
Stick	Reach Stick	Mass Stick	
	3.9 m (12'10")	2.55 m (8'4")	
Bucket	HD 2.12 m³	SDV 2.41 m³	
	(2.77 yd ³)	(3.15 yd ³)	
Shipping Height (top of cab)	3180 mm	10'5"	3180 mm 10'5"
Handrail Height	3180 mm	10'5"	3180 mm 10'5"
Shipping Length	11 180 mm	36'8"	10 870 mm 35'8"
Tail Swing Radius	3530 mm	11'7"	3530 mm 11'7"
Counterweight Clearance	1260 mm	4'2"	1260 mm 4'2"
Ground Clearance	510 mm	1'8"	510 mm 1'8"
Track Length	5030 mm	16'6"	5030 mm 16'6"
Track Length to Center of Rollers	4040 mm	13'3"	4040 mm 13'3"
Track Gauge	2740 mm	9'0"	2740 mm 9'0"
Transport Width – 850 mm (33") Shoes	3590 mm	11'9"	3590 mm 11'9"
WORKING RANGES AND FORCES			
Boom	Reach Boom	Mass Boom	
	6.5 m (21'4")	6.18 m (20'3")	
Stick	Reach Stick	Mass Stick	
	3.9 m (12'10")	2.55 m (8'4")	
Bucket	HD 2.12 m³	SDV 2.41 m³	
	(2.77 yd ³)	(3.15 yd ³)	
Maximum Digging Depth	8210 mm	26'11"	6650 mm 21'10"
Maximum Reach at Ground Line	11 760 mm	38'7"	10 270 mm 33'8"
Maximum Cutting Height	10 740 mm	35'3"	9990 mm 32'9"
Maximum Loading Height	7480 mm	24'6"	6620 mm 21'9"
Minimum Loading Height	1890 mm	6'2"	2920 mm 9'7"
Maximum Depth Cut for 2440 mm (8'0") Level Bottom	8080 mm	26'6"	6480 mm 21'3"
Maximum Vertical Wall Digging Depth	6500 mm	21'4"	4470 mm 14'8"
Bucket Digging Force (ISO)	210 kN	47,190 lbf	265 kN 59,570 lbf
Stick Digging Force (ISO)	145 kN	32,480 lbf	191 kN 42,890 lbf

STANDARD & OPTIONAL EQUIPMENT

Standard and optional equipment may vary. Consult your Cat dealer for details.

BOOMS, STICKS AND LINKAGES	STANDARD	OPTIONAL
6.18 m (20'3") Mass boom		●
6.5 m (21'4") Reach boom		●
2.55 m (8'4") Mass stick		●
2.8 m (9'2") Reach stick		●
3.2 m (10'6") Reach stick		●
3.9 m (12'10") Reach stick		●
TB family bucket linkage		●
DB family bucket linkage		●

	CAB	DELUXE	PREMIUM
ROPS		●	●
High-resolution 203 mm (8") LCD touchscreen monitor		●	X
High-resolution 254 mm (10") LCD touchscreen monitor		○	●
Auto bi-level air conditioner		●	●
Jog dial and shortcut keys for monitor control		●	●
Keyless push-to-start engine control		●	●

STANDARD & OPTIONAL EQUIPMENT

Standard and optional equipment may vary. Consult your Cat dealer for details.

CAB (continued)	DELUXE	PREMIUM
Height-adjustable console	●	●
Tilt-up left-side console	●	●
Air-suspension seat	○	X
Heated air-suspension seat	●	X
Heated and ventilated air-suspension seat	X	●
Monitor integrated Bluetooth radio with USB/Aux ports	●	●
12V DC outlets	●	●
Document storage	●	●
Overhead storage and rear storage with nets	●	●
Beverage holder	●	●
Cup holder	●	●
Openable two-piece front window	●	●
One-piece front windshield	X	○
Rear window emergency exit	●	●
Radial wiper with washer	●	X
Parallel wiper	X	●
Openable polycarbonate skylight hatch	●	●
LED dome light	●	●
Floor welcome light	●	●
Roof sunscreen	●	●
Roller front sunscreen	●	●
Roller rear sunscreen	○	●
Washable floor mat	●	●
Beacon ready	●	●
Cat® Stick Steer	○	○
CAT TECHNOLOGY	STANDARD	OPTIONAL
Cat Product Link™	●	
Remote flash	●	
Remote troubleshoot	●	
Cat Grade connectivity		●
Compatibility with radios and base stations from Trimble, Topcon, and Leica	●	
Capability to install 3D grade systems from Trimble, Topcon, and Leica	●	
Cat Grade with 2D and offset memory	●	
Cat Grade with Advanced 2D		●
Cat Grade with 3D		●
Cat Assist	●	
Cat Payload	●	
2D E-Fence	●	
Auto hammer stop	●	
Laser catcher		●
Work tool recognition	●	
Work tool tracking*	●	
*Requires PL161 attachment locator on work tool and Bluetooth receiver on machine.		
ELECTRICAL SYSTEM	STANDARD	OPTIONAL
Maintenance-free 1,000 CCA batteries (x2)	●	
Maintenance-free 1,000 CCA batteries (x4)		●
Centralized electrical disconnect switch	●	
LED exterior chassis and boom lights	●	
ENGINE	STANDARD	OPTIONAL
Cold start block heater		●
Three selectable modes: Power, Smart, Eco	●	
Auto engine speed control	●	
52° C (126° F) high-ambient cooling		●

ENGINE (continued)	STANDARD	OPTIONAL
Hydraulic reverse fan		●
-18° C (0° F) cold start capability	●	
-32° C (-25° F) cold start capability		●
Double element air filter with integrated pre-cleaner	●	
Remote disable	●	
HYDRAULIC SYSTEM	STANDARD	OPTIONAL
Boom and stick regeneration circuit	●	
Electronic main control valve	●	
Auto heavy lift	●	
Auto dig boost	●	
Auto hydraulic oil warmup	●	
Bio hydraulic oil capability	●	
Fine swing		●
Reverse swing damping valve	●	
Auto swing parking brake	●	
High performance hydraulic return filter	●	
Two speed travel	●	
Single one-way circuit		●
Combined two-way circuit		●
SAFETY AND SECURITY	STANDARD	OPTIONAL
Caterpillar One Key security system	●	
Lockable external tool/storage box	●	
Lockable door, fuel, and hydraulic tank locks	●	
Lockable fuel drain compartment	●	
Service platform with anti-skid plate and recessed bolts	●	
RH handrail and handhold	●	
Signaling/warning horn	●	
Ground-level secondary engine shutoff switch	●	
Boom lowering check valve		●
Stick lowering check valve		●
Rearview camera	●	
Inspection lighting		●
SERVICE AND MAINTENANCE	STANDARD	OPTIONAL
Grouped engine oil and fuel filters	●	
Scheduled Oil Sampling (S-O-S SM) ports	●	
UNDERCARRIAGE AND STRUCTURES	STANDARD	OPTIONAL
Towing eye on base frame	●	
Full-length track guiding guards		●
Segmented two-piece track guiding guards		●
Swivel guard	●	
HD bottom guard	●	
HD travel motor guards	●	
HD rollers		●
Grease lubricated track	●	
HD swing frame		●
HD swing bearing		●
6.8 mt (15,000 lb) counterweight		●
7.56 mt (16,667 lb) counterweight		●
600 mm (24") double grouser, triple grouser, HD triple grouser track shoes		●
700 mm (28") triple grouser track shoes		●
800 mm (33") triple grouser track shoes		●
850 mm (33") triple grouser track shoes		●

● Standard ○ Optional X Not Available

Not all features are available in all regions. Please check with your local Cat dealer for specific offering availability in your area.

For additional information, refer to the Technical Specifications brochures for the 336 GC and 336 models available at www.cat.com or your Cat dealer.

For more complete information on Cat products, dealer services and industry solutions, visit us on the web at www.cat.com

© 2022 Caterpillar. All Rights Reserved.

Materials and specifications are subject to change without notice. Featured machines in photos may include additional equipment. See your Cat dealer for available options.

CAT, CATERPILLAR, LET'S DO THE WORK, their respective logos, "Caterpillar Corporate Yellow," the "Power Edge" and Cat "Modern Hex" trade dress as well as corporate and product identity used herein, are trademarks of Caterpillar and may not be used without permission. "VisionLink is a trademark of VirtualSite Solutions LLC, registered in the United States and in other countries."

www.cat.com www.caterpillar.com

AEXQ3448
Build Number: 08A
(Aus-NZ, EU, N Am)

