



# 352 UHD

## Hydraulic Excavator

# Technical Specifications

Configurations and features may vary by region. Please consult your Cat® dealer for availability in your area.

### Table of Contents

<b>Specifications</b> .....	<b>2</b>
Engine .....	2
Engine rpm .....	2
Swing Mechanism .....	2
Weights .....	2
Track .....	2
Drive .....	3
Hydraulic System .....	3
Service Refill Capacities .....	3
Standards .....	3
Sound Performance .....	3
Air Conditioning System .....	3
Operating Weights and Ground Pressures .....	4
Major Component Weights .....	5
Dimensions .....	6
Working Ranges and Forces .....	12
Retrofit Boom (straight position) .....	16
Retrofit Boom (bent position) .....	19
Bucket Specifications and Compatibility:	
Europe .....	23
North America .....	24
Japan .....	26
Attachments Offering Guide:	
Europe .....	27
North America .....	30
Japan .....	32
<b>Standard and Optional Equipment</b> .....	<b>33</b>
<b>Dealer Installed Kit and Attachments</b> .....	<b>35</b>

# 352 UHD Hydraulic Excavator Specifications

## Engine

Engine Model	Cat® C13	
Engine Power – ISO 9249	316 kW	424 hp
Engine Power – ISO 14396	317 kW	425 hp
Bore	130 mm	5 in
Stroke	157 mm	6 in
Displacement	12.5 L	763 in <sup>3</sup>

- Meets U.S. EPA Tier 4 Final, EU Stage V, and Japan 2014 emission standards.
- Recommended for use up to 4500 m (14,760 ft) altitude with engine power derate above 2600 m (8,530 ft).
- ISO 9249 is net power available at the flywheel when the engine is equipped with fan, air cleaner, aftertreatment, and alternator with engine speed at 1,800 rpm.

## Engine rpm

Operation	1,650 rpm
Travel	1,800 rpm

## Swing Mechanism

Swing Speed (UHD)	4.22 rpm	
Swing Speed (Retrofit)	8.44 rpm	
Swing Torque (Dynamic)	148 kN·m	109,000 lbf-ft
Swing Torque (Static)	187 kN·m	138,000 lbf-ft

## Weights

Operating Weight	65 000 kg	143,300 lb
• Hydraulic Variable Gauge undercarriage, UHD fronts, 600 mm (24") triple grouser shoes and 12.0 mt (26,455 lb) counterweight.		
Operating Weight	65 500 kg	144,400 lb
• Hydraulic Variable Gauge undercarriage, UHD fronts, 700 mm (28") triple grouser shoes and 12.0 mt (26,455 lb) counterweight.		
Operating Weight	63 200 kg	139,300 lb
• Hydraulic Variable Gauge undercarriage, Retrofit fronts, R3.35TB (11'0") stick, HD 2.41 m <sup>3</sup> (3.15 yd <sup>3</sup> ) bucket, 600 mm (24") triple grouser shoes and 12.0 mt (26,455 lb) counterweight.		
Operating Weight	63 300 kg	139,600 lb
• Hydraulic Variable Gauge undercarriage, Retrofit fronts, R2.9TB (9'6") stick, GDC 3.08 m <sup>3</sup> (4.03 yd <sup>3</sup> ) bucket, 600 mm (24") triple grouser shoes and 12.0 mt (26,455 lb) counterweight.		
Operating Weight	63 100 kg	139,100 lb
• Hydraulic Variable Gauge undercarriage, Retrofit fronts, R2.9TB (9'6") stick, HD 2.41 m <sup>3</sup> (3.15 yd <sup>3</sup> ) bucket, 600 mm (24") triple grouser shoes and 12.0 mt (26,455 lb) counterweight.		
Operating Weight	63 300 kg	139,600 lb
• Hydraulic Variable Gauge undercarriage, Retrofit fronts, R2.9TB (9'6") stick, GDC 3.09 m <sup>3</sup> (4.03 yd <sup>3</sup> ) bucket, 600 mm (24") triple grouser shoes and 12.0 mt (26,455 lb) counterweight.		

## Track

Optional Track Shoes Width	600 mm	24 in
Optional Track Shoes Width	700 mm	28 in
Number of Shoes (each side)	56	
Number of Track Rollers (each side)	10	
Number of Carrier Rollers (each side)	3 (LC-VG)	

# 352 UHD Hydraulic Excavator Specifications

## Drive

Maximum Gradeability	35°/70%	
Maximum Travel Speed	4.8 km/h	3.0 mph
Maximum Drawbar Pull	323 kN	72,613 lbf

## Hydraulic System

Main System – Maximum Flow – Implement	779 L/min (389 × 2 pumps)	206 gal/min (103 × 2 pumps)
Maximum Pressure – Equipment – Implement	35 000 kPa	5,076 psi
Maximum Pressure – Equipment – Lift Mode	38 000 kPa	5,511 psi
Maximum Pressure – Travel	35 000 kPa	5,076 psi
Maximum Pressure – Swing	26 000 kPa	3,771 psi
Base Boom Cylinder – Bore	170 mm	7 in
Base Boom Cylinder – Stroke	1524 mm	60 in
Fore Boom Cylinder – Bore	190 mm	7 in
Fore Boom Cylinder – Stroke	1758 mm	69 in
UHD Stick Cylinder – Bore	170 mm	7 in
UHD Stick Cylinder – Stroke	1550 mm	61 in
UHD Bucket Cylinder – Bore	140 mm	6 in
UHD Bucket Cylinder – Stroke	1100 mm	43 in
Retrofit Front Stick Cylinder – Bore	190 mm	7 in
Retrofit Front Stick Cylinder – Stroke	1758 mm	69 in
TB Bucket Cylinder – Bore	160 mm	6 in
TB Bucket Cylinder – Stroke	1356 mm	53 in

## Service Refill Capacities

Fuel Tank Capacity	715 L	188.9 gal
Cooling System	52 L	13.7 gal
Engine Oil (with filter)	40 L	10.6 gal
Swing Drive	40 L	10.6 gal
Final Drive (each)	15 L	4.0 gal
Hydraulic System (including tank)	550 L	145.3 gal
Hydraulic Tank (including suction pipe)	217 L	57.3 gal
DEF Tank	46 L	12.2 gal

## Standards

Brakes	ISO 10265:2008
Cab/FOGS	ISO 10262:1998

## Sound Performance

ISO 6395 (external)	108 dB(A)
ISO 6396 (inside cab)	72 dB(A)

- When properly installed and maintained, the cab offered by Caterpillar, when tested with doors and windows closed according to ANSI/SAE J1166 OCT98, meets OSHA and MSHA requirements for operator sound exposure limits in effect at time of manufacture.
- Hearing protection may be needed when operating with an open operator station and cab (when not properly maintained or doors/windows open) for extended periods or in a noisy environment.

## Air Conditioning System

The air conditioning system on this machine contains the fluorinated greenhouse gas refrigerant R134a (Global Warming Potential = 1430). The system contains 1.00 kg of refrigerant which has a CO<sub>2</sub> equivalent of 1.430 metric tonnes.

# 352 UHD Hydraulic Excavator Specifications

## Operating Weights and Ground Pressures

Base Machine Configurations	600 mm (24") Triple Grouser Shoes		700 mm (28") Triple Grouser Shoes	
	Weight	Ground Pressure	Weight	Ground Pressure
	kg (lb)	kPa (psi)	kg (lb)	kPa (psi)
<b>Base Frame with Track Rollers and Carrier Rollers</b>				
<b>12.0 mt (26,455 lb) Counterweight + Hydraulic Variable Gauge Undercarriage Base Machine</b>				
UHD Front (base boom, nose boom, fore boom) + 9.1 m (29'10") UHD Stick	65 000 kg (143,300 lb)	103.7 kPa (15 psi)	65 500 kg (144,400 lb)	89.6 kPa (13 psi)
Retrofit Front (base boom, retrofit boom) + R3.35TB (11'0") Reach Stick + 2.41 m <sup>3</sup> (3.16 yd <sup>3</sup> ) HD Bucket	63 200 kg (139,300 lb)	100.9 kPa (14.6 psi)	63 700 kg (140,400 lb)	87.1 kPa (12.6 psi)
Retrofit Front (base boom, retrofit boom) + R3.35TB (11'0") Reach Stick + 3.08 m <sup>3</sup> (4.03 yd <sup>3</sup> ) HD Bucket	63 300 kg (139,600 lb)	101.0 kPa (14.6 psi)	63 900 kg (140,900 lb)	87.4 kPa (12.7 psi)
Retrofit Front (base boom, retrofit boom) + R2.9TB (9'6") Reach Stick + 2.41 m <sup>3</sup> (3.16 yd <sup>3</sup> ) HD Bucket	63 100 kg (139,100 lb)	100.7 kPa (14.6 psi)	63 700 kg (140,400 lb)	87.1 kPa (12.6 psi)
Retrofit Front (base boom, retrofit boom) + R2.9TB (9'6") Reach Stick + 3.08 m <sup>3</sup> (4.03 yd <sup>3</sup> ) HD Bucket	63 300 kg (139,600 lb)	101.0 kPa (14.6 psi)	63 800 kg (140,700 lb)	87.3 kPa (12.6 psi)

All operating weights include a 90% fuel tank with 75 kg (165 lb) operator.

# 352 UHD Hydraulic Excavator Specifications

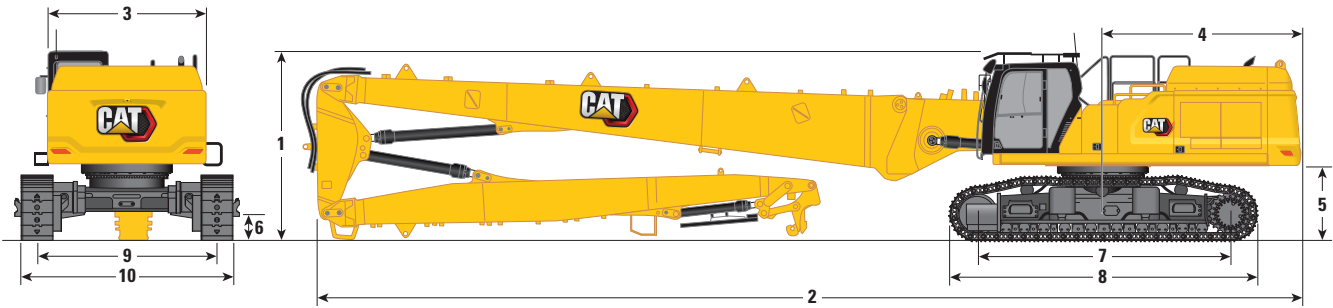
## Major Component Weights

	kg	lb
Base Machine Weight: including upperframe, undercarriage, counterweight, hydraulic oil (184 kg/406 lb) and DEF (49 kg/108 lb), without base boom, boom cylinders, UHD fronts or Retrofit fronts, fuel (612 kg/1,349 lb) and operator (75 kg/165 lb)		
With 12.0 mt (26,455 lb) Counterweight, UHD Swing Frame, Base Frame with SF Track Rollers and Carrier Rollers for Hydraulic Variable Gauge (HVG) Undercarriage	44 180	97,400
Track Shoes:		
600 mm (24") Width, 15.5 mm (0.6") Thick, Triple Grouser Track Shoes	5700	12,560
700 mm (28") Width, 15.5 mm (0.6") Thick, Triple Grouser Track Shoes	6240	13,750
Two Boom Cylinders	920	2,020
Weight of 90% Fuel Tank and 75 kg (165 lb) Operator	630	1,380
Counterweight:		
12.0 mt (26,455 lb) Counterweight	12 000	26,460
Swing Frame:		
UHD Swing Frame without Tilt Cab Frame	4360	9,610
Hydraulic Variable Gauge Undercarriage:		
Base Frame with SF Track Rollers and Carrier Rollers for Hydraulic Variable Gauge Undercarriage	18 700	41,230
Booms (including lines, pins, stick cylinder):		
UHD and Retrofit Base Boom	3210	7,070
UHD Nose Boom	4980	10,970
UHD Fore Boom Cylinder	660	1,450
UHD Fore Boom	1150	2,540
UHD Stick Cylinder	460	1,010
Retrofit Boom	3850	8,480
Sticks (including lines, pins, bucket cylinder, bucket linkage):		
9.1 m (29'10") UHD Stick	3100	6,840
R3.35TB (11'0") Reach Stick	2510	5,540
R2.9TB (9'6") Reach Stick	2430	5,350
Buckets for Retrofit Fronts (without linkage):		
3.08 m <sup>3</sup> (4.03 yd <sup>3</sup> ) GDC for TB	2360	5,190
2.41 m <sup>3</sup> (3.16 yd <sup>3</sup> ) HD for TB	2220	4,890
Quick Couplers:		
CW Dedicated QC for UHD	310	680
Pin Grabber QC for UHD	—	—
CW Dedicated QC	770	1,690
Pin Grabber QC	1060	2,340
Fronts with Cradle:		
UHD Front in Cradle	11 800	26,000
Retrofit Boom – R3.35 m (11'0") Stick in Cradle	7120	15,700
Retrofit Boom – R2.9 m (9'6") Stick in Cradle	7010	15,460
Cradle	870	1,930

# 352 UHD Hydraulic Excavator Specifications

## Dimensions

All dimensions are approximate and may vary depending on bucket selection.




Boom Option Stick Option	UHD Boom	
	UHD Stick	9.1 m (29'10")
<b>1</b> Machine Height:		
Cab Height	3390 mm	11'1"
FOGS Height	3592 mm	11'9"
Handrails Height	3495 mm	11'5"
With Boom/Stick (no work tool)	3300 mm	10'9"
With Boom/Stick (with auxiliary lines) (no work tool)	3300 mm	10'9"
<b>2</b> Machine Length:		
With Boom/Stick (no work tool)	18 830 mm	61'9"
With Boom/Stick (with auxiliary lines) (no work tool)	18 830 mm	61'9"
Base Machine with Base Boom only (without counterweight)	7600 mm	24'11"
Base Machine with Base Boom only (with counterweight)	7770 mm	25'5"
<b>3</b> Upperframe Width without Handles	3020 mm	9'10"
<b>4</b> Tail Swing Radius	3760 mm	12'4"
<b>5</b> Counterweight Clearance without Shoe Lug	1400 mm	4'7"
Counterweight Clearance with Shoe Lug	1435 mm	4'8"
<b>6</b> Ground Clearance without Shoe Lug	510 mm	1'8"
<b>7</b> Length to Center of Rollers	4770 mm	15'7"

(continued on next page)

# 352 UHD Hydraulic Excavator Specifications

## Dimensions (continued)

All dimensions are approximate and may vary depending on bucket selection.



**Boom Option**  
**Stick Option**

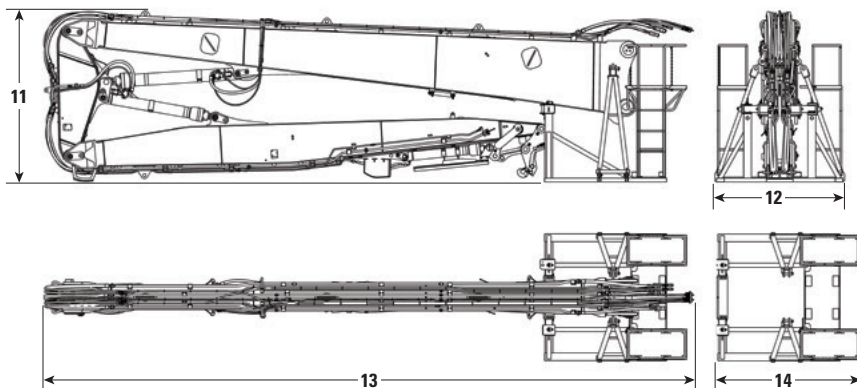
**UHD Boom**  
**UHD Stick**  
**9.1 m (29'10")**

	UHD Boom	UHD Stick
<b>8</b> Track Length	5770 mm	18'11"
<b>9</b> Track Gauge:		
Retracted	2400 mm	7'10"
Extended	3400 mm	11'1"
<b>10</b> Undercarriage Width – Retracted (with steps):		
600 mm (24") Shoes	3255 mm	10'8"
700 mm (28") Shoes	3255 mm	10'8"
Undercarriage Width – Retracted (without steps):		
600 mm (24") Shoes	3000 mm	9'10"
700 mm (28") Shoes	3100 mm	10'2"
Undercarriage Width – Extended (with steps):		
600 mm (24") Shoes	4255 mm	13'11"
700 mm (28") Shoes	4255 mm	13'11"
Undercarriage Width – Extended (without steps):		
600 mm (24") Shoes	4000 mm	13'1"
700 mm (28") Shoes	4100 mm	13'5"

### Transportation Dimensions: UHD Front

	9.1 m (29'10")	
<b>11</b> Height*	3300 mm	10'9"
<b>12</b> Width*	2500 mm	8'2"
<b>13</b> Length*	12 390 mm	40'7"
<b>14</b> Length of Cradle only	2784 mm	9'1"

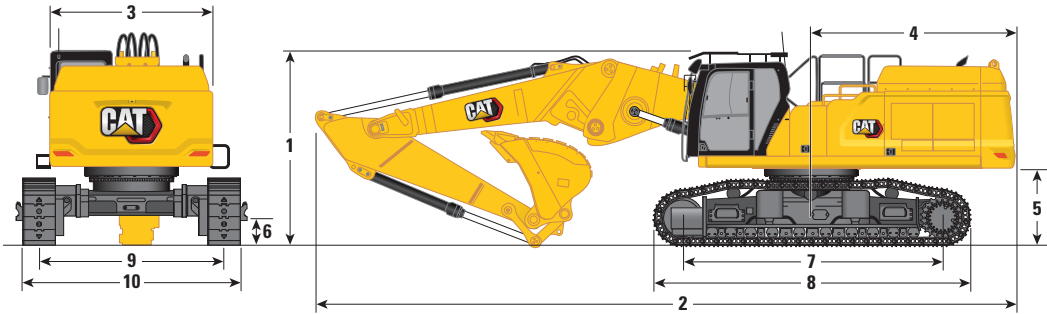
\*with or without quick coupler



# 352 UHD Hydraulic Excavator Specifications

## Dimensions

All dimensions are approximate and may vary depending on bucket selection.



### Boom Option

### Retrofit Boom Straight Position

### Stick Options

### Retrofit Stick

R3.35TB (11'0")      R2.9TB (9'6")

	R3.35TB (11'0")		R2.9TB (9'6")	
<b>1 Machine Height:</b>				
Cab Height	3390 mm	11'1"	3390 mm	11'1"
FOGS Height	3592 mm	11'9"	3592 mm	11'9"
Handrails Height	3495 mm	11'5"	3495 mm	11'5"
With Boom/Stick/Bucket Installed	4010 mm	13'1"	4070 mm	13'4"
With Boom/Stick/Bucket Installed (with auxiliary lines)	4010 mm	13'1"	4070 mm	13'4"
<b>2 Machine Length:</b>				
With Boom/Stick/Bucket Installed	12 820 mm	42'0"	12 780 mm	41'11"
With Boom/Stick/Bucket Installed (with auxiliary lines)	12 820 mm	42'0"	12 780 mm	41'11"
Base Machine with Base Boom only (without counterweight)	7600 mm	24'11"	7600 mm	24'11"
Base Machine with Base Boom only (with counterweight)	7770 mm	25'5"	7770 mm	25'5"
<b>3 Upperframe Width without Handles</b>	3020 mm	9'10"	3020 mm	9'10"
<b>4 Tail Swing Radius</b>	3760 mm	12'4"	3760 mm	12'4"
<b>5 Counterweight Clearance without Shoe Lug</b>	1400 mm	4'7"	1400 mm	4'7"
Counterweight Clearance with Shoe Lug	1435 mm	4'8"	1435 mm	4'8"
<b>6 Ground Clearance without Shoe Lug</b>	510 mm	1'8"	510 mm	1'8"
<b>7 Length to Center of Rollers</b>	4770 mm	15'7"	4770 mm	15'7"
Bucket Type	GDC		GDC	
Bucket Capacity	3.08 m <sup>3</sup>	4.03 yd <sup>3</sup>	3.08 m <sup>3</sup>	4.03 yd <sup>3</sup>
Bucket Tip Radius	2071 mm	6'9"	2071 mm	6'9"

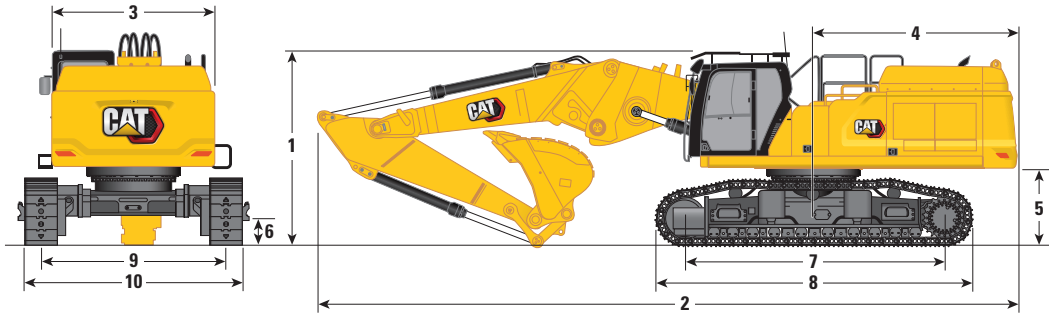
(continued on next page)



# 352 UHD Hydraulic Excavator Specifications

## Dimensions (continued)

All dimensions are approximate and may vary depending on bucket selection.



### Boom Option

### Retrofit Boom Straight Position

### Stick Options

### Retrofit Stick

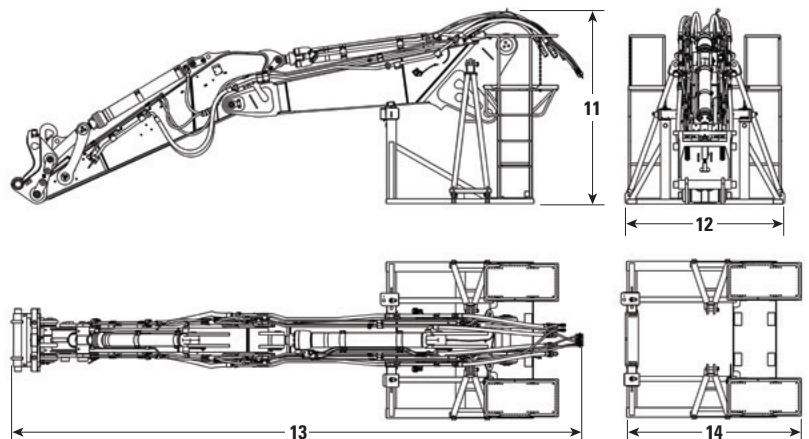
	R3.35TB (11'0")		R2.9TB (9'6")	
	mm	ft/in	mm	ft/in
<b>8</b> Track Length	5770 mm	18'11"	5770 mm	18'11"
<b>9</b> Track Gauge:				
Retracted	2400 mm	7'10"	2400 mm	7'10"
Extended	3400 mm	11'1"	3400 mm	11'1"
<b>10</b> Undercarriage Width – Retracted (with steps):				
600 mm (24") Shoes	3255 mm	10'8"	3255 mm	10'8"
700 mm (28") Shoes	3255 mm	10'8"	3255 mm	10'8"
Undercarriage Width – Retracted (without steps):				
600 mm (24") Shoes	3000 mm	9'10"	3000 mm	9'10"
700 mm (28") Shoes	3100 mm	10'2"	3100 mm	10'2"
Undercarriage Width – Extended (with steps):				
600 mm (24") Shoes	4255 mm	13'11"	4255 mm	13'11"
700 mm (28") Shoes	4255 mm	13'11"	4255 mm	13'11"
Undercarriage Width – Extended (without steps):				
600 mm (24") Shoes	4000 mm	13'1"	4000 mm	13'1"
700 mm (28") Shoes	4100 mm	13'5"	4100 mm	13'5"
Bucket Type	GDC		GDC	
Bucket Capacity	3.08 m <sup>3</sup>	4.03 yd <sup>3</sup>	3.08 m <sup>3</sup>	4.03 yd <sup>3</sup>
Bucket Tip Radius	2071 mm	6'9"	2071 mm	6'9"

### Transportation Dimensions:

#### Retrofit Front – Straight Position

	R3.35TB (11'0")		R2.9TB (9'6")	
	mm	ft/in	mm	ft/in
<b>11</b> Height*	2700 mm	8'10"	2700 mm	8'10"
<b>12</b> Width*	2500 mm	8'2"	2500 mm	8'2"
<b>13</b> Length*	8580 mm	28'1"	8110 mm	26'7"
<b>14</b> Length of Cradle only	2784 mm	9'1"	2784 mm	9'1"

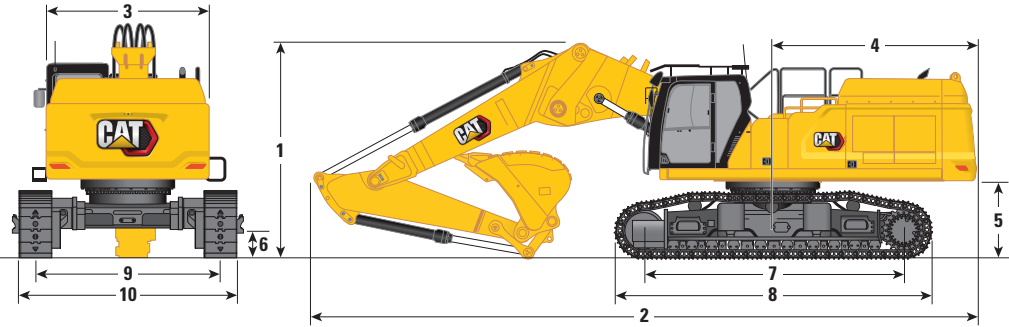
\*including quick coupler



# 352 UHD Hydraulic Excavator Specifications

## Dimensions

All dimensions are approximate and may vary depending on bucket selection.



### Boom Option

### Retrofit Boom Bent Position

### Stick Options

### Retrofit Stick

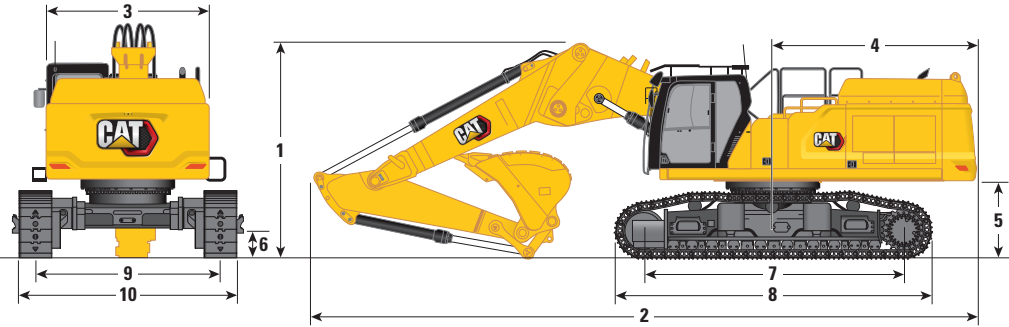
	R3.35TB (11'0")		R2.9TB (9'6")	
<b>1</b> Machine Height:				
Cab Height	3390 mm	11'1"	3390 mm	11'1"
FOGS Height	3592 mm	11'9"	3592 mm	11'9"
Handrails Height	3495 mm	11'5"	3495 mm	11'5"
With Boom/Stick/Bucket Installed	4060 mm	13'3"	4300 mm	14'1"
With Boom/Stick/Bucket Installed (with auxiliary lines)	4060 mm	13'3"	4300 mm	14'1"
<b>2</b> Machine Length:				
With Boom/Stick/Bucket Installed	12 030 mm	39'5"	12 130 mm	39'9"
With Boom/Stick/Bucket Installed (with auxiliary lines)	12 030 mm	39'5"	12 130 mm	39'9"
Base Machine with Base Boom only (without counterweight)	7600 mm	24'11"	7600 mm	24'11"
Base Machine with Base Boom only (with counterweight)	7770 mm	25'5"	7770 mm	25'5"
<b>3</b> Upperframe Width without Handles	3020 mm	9'10"	3020 mm	9'10"
<b>4</b> Tail Swing Radius	3760 mm	12'4"	3760 mm	12'4"
<b>5</b> Counterweight Clearance without Shoe Lug	1400 mm	4'7"	1400 mm	4'7"
Counterweight Clearance with Shoe Lug	1435 mm	4'8"	1435 mm	4'8"
<b>6</b> Ground Clearance without Shoe Lug	510 mm	1'8"	510 mm	1'8"
<b>7</b> Length to Center of Rollers	4770 mm	15'7"	4770 mm	15'7"
Bucket Type	GDC		GDC	
Bucket Capacity	3.08 m <sup>3</sup>	4.03 yd <sup>3</sup>	3.08 m <sup>3</sup>	4.03 yd <sup>3</sup>
Bucket Tip Radius	1888 mm	6'2"	1888 mm	6'2"

(continued on next page)

# 352 UHD Hydraulic Excavator Specifications

## Dimensions (continued)

All dimensions are approximate and may vary depending on bucket selection.



### Boom Option

### Retrofit Boom Bent Position

### Stick Options

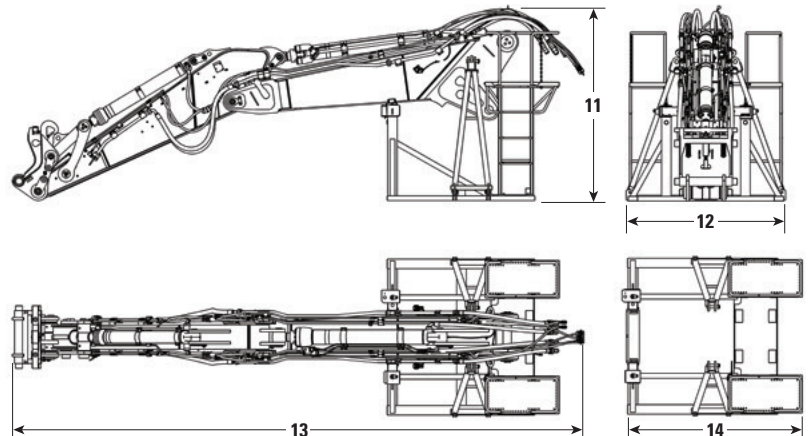
### Retrofit Stick

	R3.35TB (11'0")		R2.9TB (9'6")	
<b>8</b> Track Length	5770 mm	18'11"	5770 mm	18'11"
<b>9</b> Track Gauge:				
Retracted	2400 mm	7'10"	2400 mm	7'10"
Extended	3400 mm	11'1"	3400 mm	11'1"
<b>10</b> Undercarriage Width – Retracted (with steps):				
600 mm (24") Shoes	3255 mm	10'8"	3255 mm	10'8"
700 mm (28") Shoes	3255 mm	10'8"	3255 mm	10'8"
Undercarriage Width – Retracted (without steps):				
600 mm (24") Shoes	3000 mm	9'10"	3000 mm	9'10"
700 mm (28") Shoes	3100 mm	10'2"	3100 mm	10'2"
Undercarriage Width – Extended (with steps):				
600 mm (24") Shoes	4255 mm	13'11"	4255 mm	13'11"
700 mm (28") Shoes	4255 mm	13'11"	4255 mm	13'11"
Undercarriage Width – Extended (without steps):				
600 mm (24") Shoes	4000 mm	13'1"	4000 mm	13'1"
700 mm (28") Shoes	4100 mm	13'5"	4100 mm	13'5"
Bucket Type	GDC		GDC	
Bucket Capacity	3.08 m <sup>3</sup>	4.03 yd <sup>3</sup>	3.08 m <sup>3</sup>	4.03 yd <sup>3</sup>
Bucket Tip Radius	1888 mm	6'2"	1888 mm	6'2"

### Transportation Dimensions: Retrofit Front – Bent Position

	R3.35TB (11'0")	R2.9TB (9'6")
<b>11</b> Height*	2700 mm 8'10"	2700 mm 8'10"
<b>12</b> Width*	2500 mm 8'2"	2500 mm 8'2"
<b>13</b> Length*	8580 mm 28'1"	8110 mm 26'7"
<b>14</b> Length of Cradle only	2784 mm 9'1"	2784 mm 9'1"

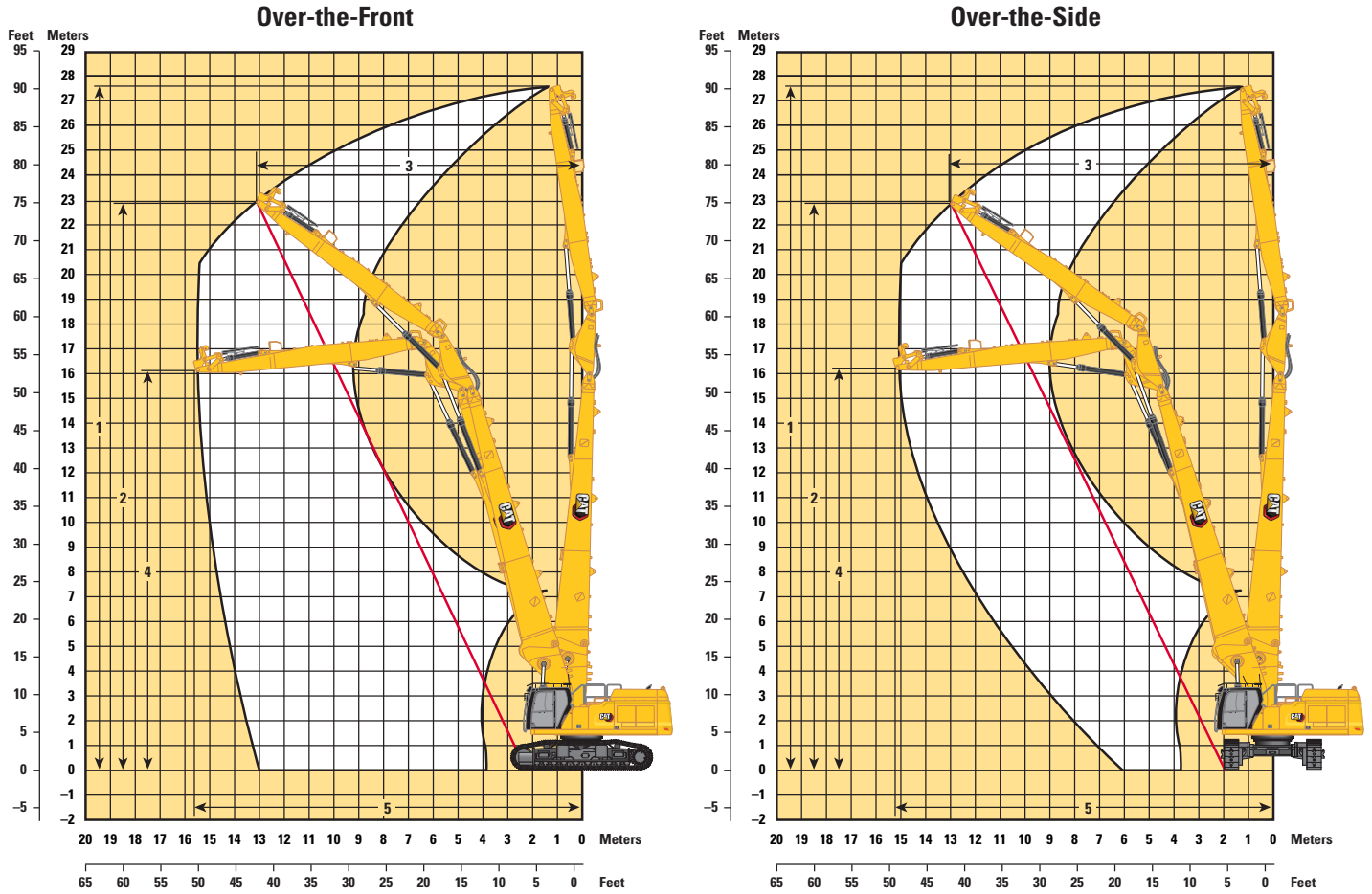
\*including quick coupler



# 352 UHD Hydraulic Excavator Specifications

## Working Ranges and Forces

All dimensions are approximate and may vary depending on bucket selection.



**Boom Option**  
**Stick Option**

**UHD Boom**  
**UHD Stick**  
**9.1 m**  
**(29'10")**

Over-the-Front:

<b>1</b> Maximum Pin Height at Stick Nose	27 670 mm	90'9"
Maximum Weight at Stick Nose	3700 kg	8,157 lb
<b>2</b> Maximum Working Pin Height at Stick Nose – 1/2	22 930 mm	75'2"
<b>3</b> Maximum Working Reach at Stick Nose – 1/2	13 850 mm	45'5"
<b>4</b> Maximum Height at Stick Nose in Maximum Reach Position	16 110 mm	52'10"
<b>5</b> Maximum Reach at Stick Nose	15 770 mm	51'8"

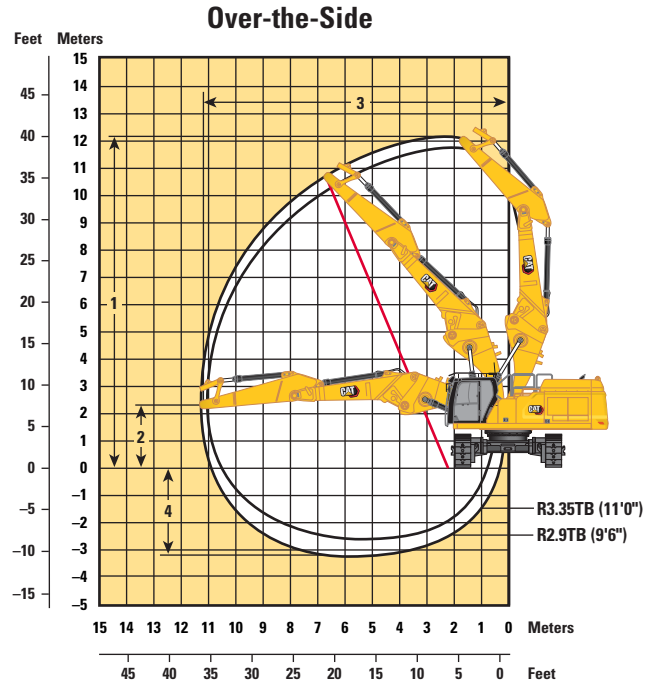
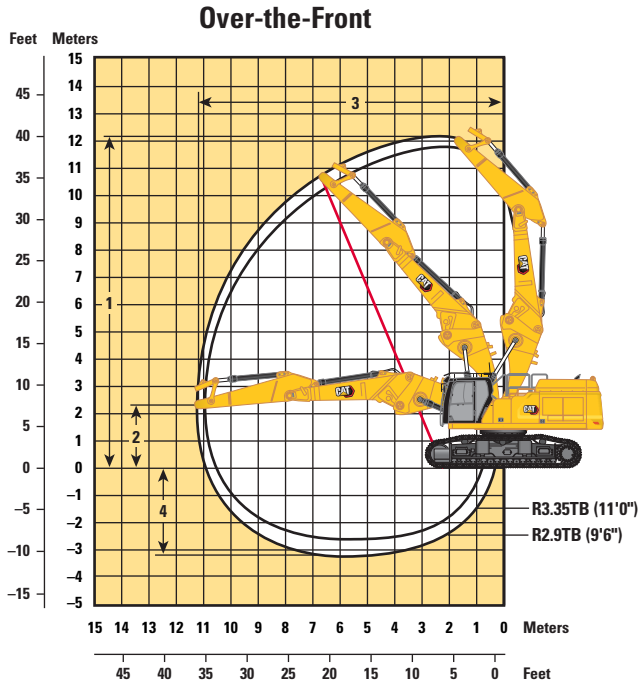
Over-the-Side:

<b>1</b> Maximum Pin Height at Stick Nose	27 670 mm	90'9"
Maximum Weight at Stick Nose	3700 kg	8,157 lb
<b>2</b> Maximum Working Pin Height at Stick Nose – 1/2	23 230 mm	76'2"
<b>3</b> Maximum Working Reach at Stick Nose – 1/2	13 315 mm	43'8"
<b>4</b> Maximum Height at Stick Nose in Maximum Reach Position	16 220 mm	53'2"
<b>5</b> Maximum Reach at Stick Nose	15 210 mm	49'10"

# 352 UHD Hydraulic Excavator Specifications

## Working Ranges and Forces

All dimensions are approximate and may vary depending on bucket selection.



### Boom Option

### Retrofit Boom Straight Position

### Stick Options

**R3.35TB  
(11'0")**

**R2.9TB  
(9'6")**

#### Over-the-Front:

<b>1</b> Maximum Pin Height at Stick Nose	12 130 mm	39'10"	11 810 mm	38'9"
Maximum Weight at Stick Nose	5982 kg	13,190 lb	5982 kg	13,190 lb
<b>2</b> Height at Stick Nose in Maximum Reach Position	2337 mm	7'8"	2337 mm	7'8"
<b>3</b> Maximum Reach at Stick Nose	11 300 mm	37'1"	11 000 mm	36'1"
<b>4</b> Maximum Depth at Stick Nose	3109 mm	10'2"	2659 mm	8'9"

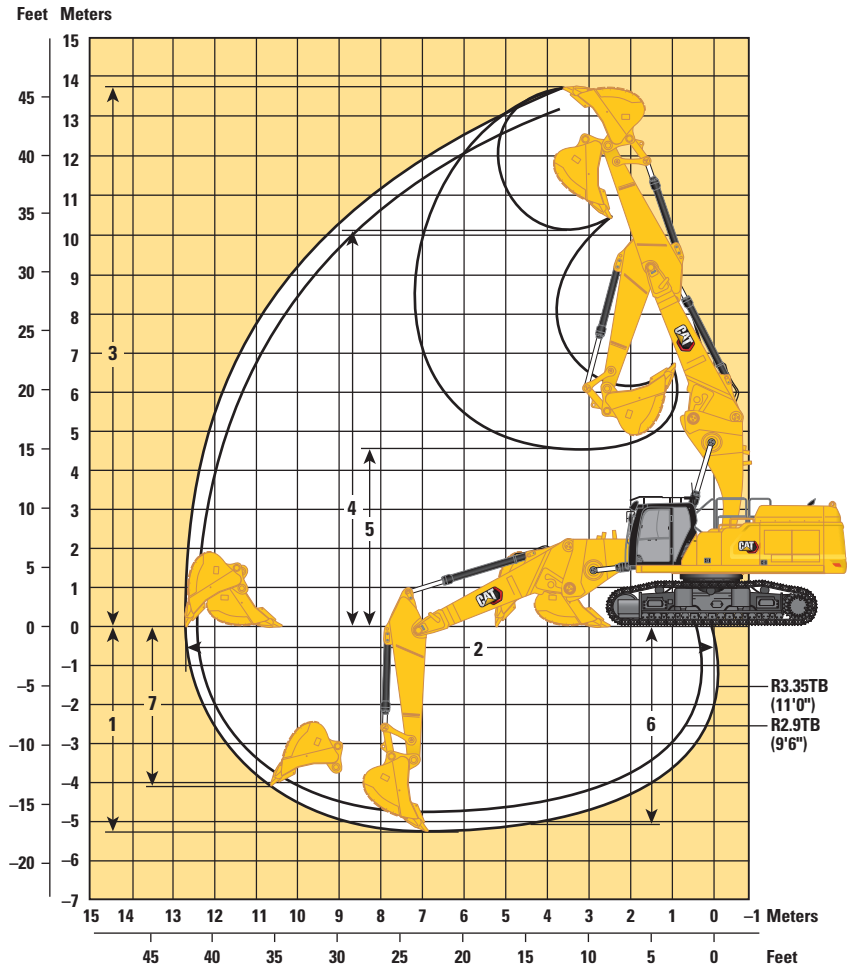
#### Over-the-Side:

<b>1</b> Maximum Pin Height at Stick Nose	12 130 mm	39'10"	11 810 mm	38'9"
Maximum Weight at Stick Nose	5982 kg	13,190 lb	5982 kg	13,190 lb
<b>2</b> Height at Stick Nose in Maximum Reach Position	2337 mm	7'8"	2300 mm	7'7"
<b>3</b> Maximum Reach at Stick Nose	11 300 mm	37'1"	11 000 mm	36'1"
<b>4</b> Maximum Depth at Stick Nose	3109 mm	10'2"	2659 mm	8'9"

# 352 UHD Hydraulic Excavator Specifications

## Working Ranges and Forces

All dimensions are approximate and may vary depending on bucket selection.



### Boom Option

### Retrofit Boom Straight Position

### Stick Options

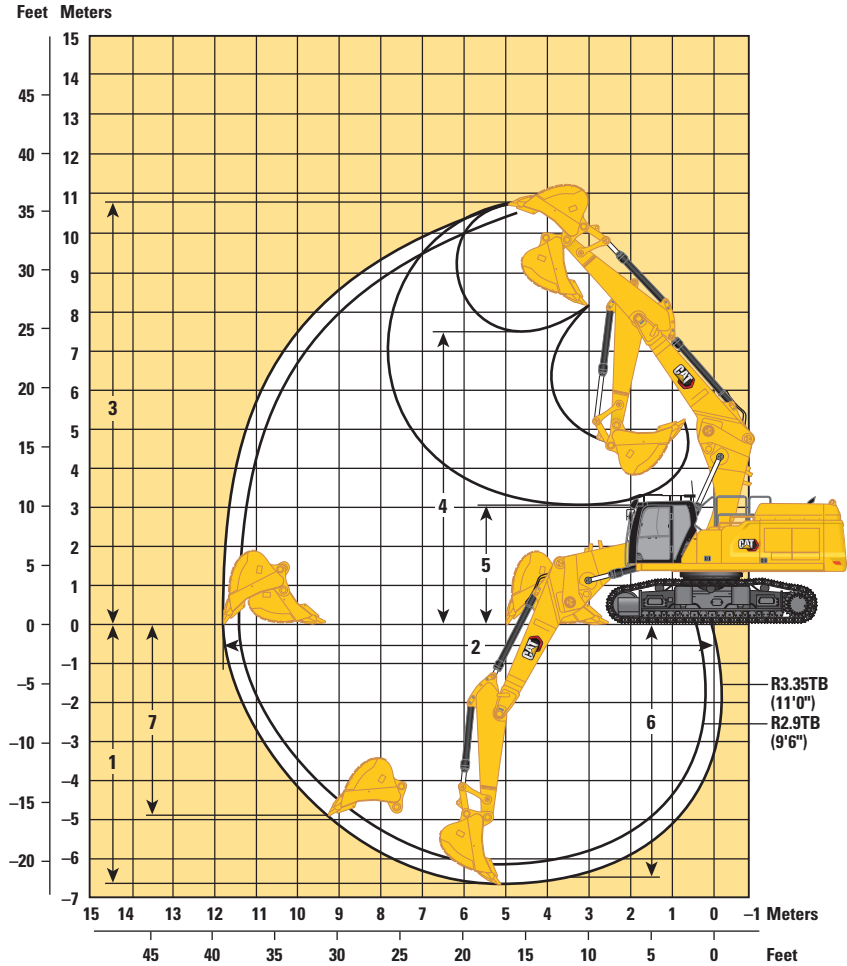
### Retrofit Stick

	R3.35TB (11'0")		R2.9TB (9'6")	
1 Maximum Digging Depth	5180 mm	16'11"	4730 mm	15'6"
2 Maximum Reach at Ground Line	12 790 mm	41'11"	12 590 mm	41'3"
3 Maximum Cutting Height	13 900 mm	45'7"	13 580 mm	44'6"
4 Maximum Loading Height	10 250 mm	33'7"	9930 mm	32'6"
5 Minimum Loading Height	4580 mm	15'0"	5020 mm	16'5"
6 Maximum Depth Cut for 2440 mm (8 ft) Level Bottom	5030 mm	16'6"	4570 mm	14'11"
7 Maximum Vertical Wall Digging Depth	4110 mm	13'5"	3070 mm	10'0"
Bucket Digging Force (ISO)	268 kN	60,250 lbf	268 kN	60,250 lbf
Stick Digging Force (ISO)	199 kN	44,740 lbf	219 kN	49,230 lbf
Bucket Type	GDC		GDC	
Bucket Capacity	3.08 m <sup>3</sup>	4.03 yd <sup>3</sup>	3.08 m <sup>3</sup>	4.03 yd <sup>3</sup>
Bucket Tip Radius	2071 mm	6'9"	2071 mm	6'9"

# 352 UHD Hydraulic Excavator Specifications

## Working Ranges and Forces

All dimensions are approximate and may vary depending on bucket selection.



### Boom Option

### Retrofit Boom Bent Position

### Stick Options

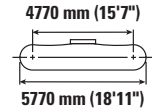
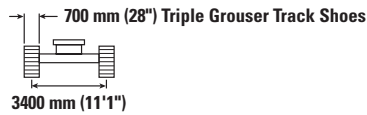
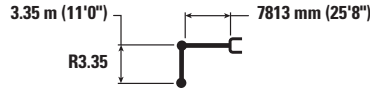
### Retrofit Stick

	R3.35TB (11'0")		R2.9TB (9'6")	
	mm	ft/in	mm	ft/in
1 Maximum Digging Depth	6670	21'10"	6220	20'4"
2 Maximum Reach at Ground Line	11 880	38'11"	11 460	37'7"
3 Maximum Cutting Height	10 690	35'0"	10 530	34'6"
4 Maximum Loading Height	7500	24'7"	7350	24'1"
5 Minimum Loading Height	3050	10'0"	3500	11'5"
6 Maximum Depth Cut for 2440 mm (8 ft) Level Bottom	6520	21'4"	6060	19'10"
7 Maximum Vertical Wall Digging Depth	4980	16'4"	4580	15'0"
Bucket Digging Force (ISO)	268 kN	60,250 lbf	268 kN	60,250 lbf
Stick Digging Force (ISO)	199 kN	44,740 lbf	219 kN	49,230 lbf
Bucket Type	GDC			
Bucket Capacity	3.08 m <sup>3</sup>	4.03 yd <sup>3</sup>	3.08 m <sup>3</sup>	4.03 yd <sup>3</sup>
Bucket Tip Radius	2071 mm	6'9"	2071 mm	6'9"

# 352 UHD Hydraulic Excavator Specifications

## Retrofit Boom (straight position) – with Bucket Linkages, without Bucket, Heavy Lift: On

Wider Hydraulic Variable Gauge Undercarriage



		4500 mm/15'0"		6000 mm/20'0"		7500 mm/25'0"		9000 mm/30'0"		10 500 mm/35'0"		mm ft/in		
12 000 mm 40'0"	kg lb											*11 650	*11 650	5390
10 500 mm 35'0"	kg lb			*14 250 *31,050	*14 250 *31,050	*9650	*9650					*9550 *21,350	*9550 *21,350	7520 24'0"
9000 mm 30'0"	kg lb			*14 350 *31,650	*14 350 *31,650	*14 050 *30,250	*14 050 *30,250					*8650 *19,150	*8650 *19,150	8900 28'9"
7500 mm 25'0"	kg lb			*15 650 *34,100	*15 650 *34,100	*15 600 *33,850	*15 600 *33,850	*13 500 *28,050	13 200 *28,050			*8200 *18,100	*8200 *18,100	9860 32'1"
6000 mm 20'0"	kg lb	*26 350 *56,650	*26 350 *56,650	*20 050 *43,300	*20 050 *43,300	*16 450 *35,650	*16 450 *35,650	*14 100 *30,550	13 000 27,900	*8200 8200		*8050 *17,700	*8050 *17,700	10 520 34'4"
4500 mm 15'0"	kg lb			*21 500 *46,500	*21 500 *46,500	*17 150 *37,100	16 550 35,650	*14 350 *31,100	12 650 27,200	*12 250 *24,350	9950 21,400	*8050 *17,750	*8050 *17,750	10 930 35'9"
3000 mm 10'0"	kg lb			*22 400 *48,450	21 750 46,950	*17 600 *38,100	15 850 34,250	*14 500 *31,350	12 250 26,400	*12 100 *26,150	9800 21,050	*8250 *18,200	*8250 *18,200	11 120 36'5"
1500 mm 5'0"	kg lb			*22 000 *47,750	20 950 45,150	*17 450 *37,850	15 350 33,100	*14 250 *30,850	11 950 25,750	*11 700 *25,100	9650 20,750	*8650 *19,050	*8650 *19,050	11 100 36'4"
0 mm 0'0"	kg lb			*20 300 *44,200	*20 300 *44,200	*16 550 *35,900	15 050 32,400	*13 500 *29,150	11 750 25,300	*10 650 *22,600	9550 20,600	*9300 *20,500	9150 20,100	10 880 35'8"
-1500 mm -5'0"	kg lb			*17 650 *38,350	*17 650 *38,350	*14 800 *31,950	*14 800 *31,950	*11 950 *25,650	11 650 25,150			*8650 *19,000	*8650 *19,000	10 430 34'2"
-3000 mm -10'0"	kg lb					*11 900 *25,500	*11 900 *25,500					*9250 *20,650	*9250 *20,650	8960 28'11"



ISO 10567



\* Indicates that the load is limited by hydraulic lifting capacity rather than tipping load. The above loads are in compliance with hydraulic excavator lift capacity standard ISO 10567:2007. They do not exceed 87% of hydraulic lifting capacity or 75% of tipping load. Weight of all lifting accessories must be deducted from the above lifting capacities. Lifting capacities are based on the machine standing on a firm, uniform supporting surface. The use of a work tool attachment point to handle/lift objects, could affect the machine lift performance.

Lift capacity stays with ±5% for all available track shoes.

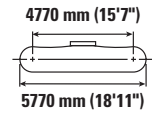
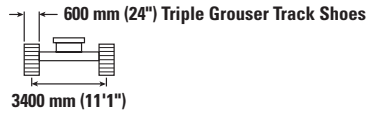
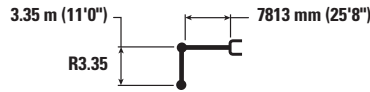
Always refer to the appropriate Operation and Maintenance Manual for specific product information.



# 352 UHD Hydraulic Excavator Specifications

## Retrofit Boom (straight position) – with Bucket Linkages, without Bucket, Heavy Lift: On

Hydraulic Variable Gauge Undercarriage



		4500 mm/15'0"		6000 mm/20'0"		7500 mm/25'0"		9000 mm/30'0"		10 500 mm/35'0"		mm ft/in		
12 000 mm 40'0"	kg lb											*11 650	*11 650	5390
10 500 mm 35'0"	kg lb			*14 250 *31,050	*14 250 *31,050	*9650	*9650					*9550 *21,350	*9550 *21,350	7520 24'0"
9000 mm 30'0"	kg lb			*14 350 *31,650	*14 350 *31,650	*14 050 *30,250	*14 050 *30,250					*8650 *19,150	*8650 *19,150	8900 28'9"
7500 mm 25'0"	kg lb			*15 650 *34,100	*15 650 *34,100	*15 600 *33,850	*15 600 *33,850	*13 500 *28,050	13 050 27,950			*8200 *18,100	*8200 *18,100	8960 32'1"
6000 mm 20'0"	kg lb	*26 350 *56,650	*26 350 *56,650	*20 050 *43,300	*20 050 *43,300	*16 450 *35,650	*16 450 *35,650	*14 100 *30,550	12 800 27,550	*8200	*8200	*8050 *17,700	*8050 *17,700	10 520 34'4"
4500 mm 15'0"	kg lb			*21 500 *46,500	*21 500 *46,500	*17 150 *37,100	16 300 35,200	*14 350 *31,100	12 450 26,800	*12 250 *24,350	9850 21,100	*8050 *17,750	*8050 *17,750	10 930 35'9"
3000 mm 10'0"	kg lb			*22 400 *48,450	21 450 46,300	*17 600 *38,100	15 650 33,750	*14 500 *31,350	12 100 26,050	*12 100 *26,150	9650 20,750	*8250 *18,200	*8250 *18,200	11 120 36'5"
1500 mm 5'0"	kg lb			*22 000 *47,750	20 650 44,500	*17 450 *37,850	15 150 32,600	*14 250 *30,850	11 750 25,350	*11 700 *25,100	9500 20,450	*8650 *19,050	*8650 *19,050	11 100 36'4"
0 mm 0'0"	kg lb			*20 300 *44,200	*20 300 43,750	*16 550 *35,900	14 800 31,950	*13 500 *29,150	11 550 24,900	*10 650 *22,600	9400 20,250	*9300 *20,500	9000 19,800	10 880 35'8"
-1500 mm -5'0"	kg lb			*17 650 *38,350	*17 650 *38,350	*14 800 *31,950	14 700 31,700	*11 950 *25,650	11 500 24,800			*8650 *19,000	*8650 *19,000	10 430 34'2"
-3000 mm -10'0"	kg lb					*11 900 *25,500	*11 900 *25,500					*9250 *20,650	*9250 *20,650	8960 28'11"



ISO 10567



\* Indicates that the load is limited by hydraulic lifting capacity rather than tipping load. The above loads are in compliance with hydraulic excavator lift capacity standard ISO 10567:2007. They do not exceed 87% of hydraulic lifting capacity or 75% of tipping load. Weight of all lifting accessories must be deducted from the above lifting capacities. Lifting capacities are based on the machine standing on a firm, uniform supporting surface. The use of a work tool attachment point to handle/lift objects, could affect the machine lift performance.

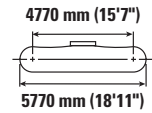
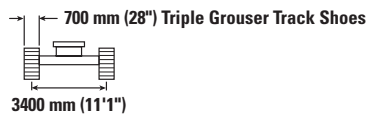
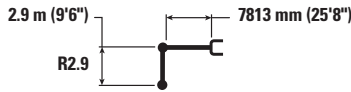
Lift capacity stays with ±5% for all available track shoes.

Always refer to the appropriate Operation and Maintenance Manual for specific product information.

# 352 UHD Hydraulic Excavator Specifications

## Retrofit Boom (straight position) – with Bucket Linkages, without Bucket, Heavy Lift: On

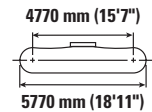
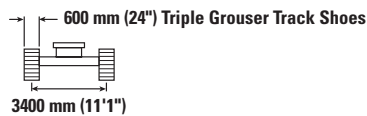
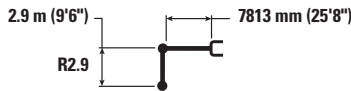
Wider Hydraulic Variable Gauge Undercarriage



		4500 mm/15'0"		6000 mm/20'0"		7500 mm/25'0"		9000 mm/30'0"		10 500 mm/35'0"		mm ft/in		
10 500 mm 35'0"	kg lb			*16 000 *33,600	*16 000 *33,600							*11 500 *25,800	*11 500 *25,800	6860 21'9"
9000 mm 30'0"	kg lb			*17 000 *37,250	*17 000 *37,250	*15 650 *32,750	*15 650 *32,750					*10 300 *22,800	*10 300 *22,800	8350 27'0"
7500 mm 25'0"	kg lb			*19 050 *41,300	*19 050 *41,300	*16 250 *35,350	*16 250 *35,350	*13 700 *26,050	13 050 *26,050			*9700 *21,450	*9700 *21,450	9370 30'6"
6000 mm 20'0"	kg lb	*27 550 *59,150	*27 550 *59,150	*20 650 *44,600	*20 650 *44,600	*16 800 *36,450	*16 800 *36,450	*14 350 *31,150	12 900 27,700			*9500 *20,950	*9500 *20,950	10 060 32'10"
4500 mm 15'0"	kg lb			*22 000 *47,500	*22 000 *47,500	*17 400 *37,700	16 400 35,350	*14 550 *31,500	12 550 27,050			*9550 *21,000	*9550 *21,000	10 490 34'4"
3000 mm 10'0"	kg lb			*22 500 *48,750	21 500 46,450	*17 700 *38,350	15 800 34,050	*14 550 *31,500	12 200 26,350	*12 000 *22,300	9800 21,050	*9800 *21,600	9550 21,000	10 690 35'0"
1500 mm 5'0"	kg lb			*21 600 *47,000	20 900 45,000	*17 400 *37,700	15 300 33,000	*14 200 *30,650	11 950 25,750	*11 350 *22,800	9650 20,800	*10 300 *22,700	9450 20,800	10 670 35'0"
0 mm 0'0"	kg lb			*19 500 *42,500	*19 500 *42,500	*16 250 *35,200	15 050 32,500	*13 200 *28,450	11 800 25,400			*10 050 *22,150	9700 21,400	10 440 34'2"
-1500 mm -5'0"	kg lb			*16 450 *35,900	*16 450 *35,900	*14 150 *30,550	*14 150 *30,550	*11 300 *24,150	*11 300 *24,150			*8800 *19,350	*8800 *19,350	9970 32'7"

## Retrofit Boom (straight position) – with Bucket Linkages, without Bucket, Heavy Lift: On

Hydraulic Variable Gauge Undercarriage



		4500 mm/15'0"		6000 mm/20'0"		7500 mm/25'0"		9000 mm/30'0"		10 500 mm/35'0"		mm ft/in		
10 500 mm 35'0"	kg lb			*16 000 *33,600	*16 000 *33,600							*11 500 *25,800	*11 500 *25,800	6860 21'9"
9000 mm 30'0"	kg lb			*17 000 *37,250	*17 000 *37,250	*15 650 *32,750	*15 650 *32,750					*10 300 *22,800	*10 300 *22,800	8350 27'0"
7500 mm 25'0"	kg lb			*19 050 *41,300	*19 050 *41,300	*16 250 *35,350	*16 250 *35,350	*13 700 *26,050	12 900 *26,050			*9700 *21,450	*9700 *21,450	9370 30'6"
6000 mm 20'0"	kg lb	*27 550 *59,150	*27 550 *59,150	*20 650 *44,600	*20 650 *44,600	*16 800 *36,450	*16 800 *36,250	*14 350 *31,150	12 700 27,300			*9500 *20,950	*9500 *20,950	10 060 32'10"
4500 mm 15'0"	kg lb			*22 000 *47,500	*22 000 *47,500	*17 400 *37,700	16 200 34,900	*14 550 *31,500	12 400 26,650			*9550 *21,000	*9550 *21,000	10 490 34'4"
3000 mm 10'0"	kg lb			*22 500 *48,750	21 200 45,800	*17 700 *38,350	15 550 33,550	*14 550 *31,500	12 050 25,950	*12 000 *22,300	9650 20,750	*9800 *21,600	9400 20,700	10 690 35'0"
1500 mm 5'0"	kg lb			*21 600 *47,000	20 600 44,350	*17 400 *37,700	15 100 32,550	*14 200 *30,650	11 750 25,350	*11 350 *22,800	9500 20,500	*10 300 *22,700	9300 20,500	10 670 35'0"
0 mm 0'0"	kg lb			*19 500 *42,500	*19 500 *42,500	*16 250 *35,200	14 850 32,000	*13 200 *28,450	11 600 25,000			*10 050 *22,150	9550 21,050	10 440 34'2"
-1500 mm -5'0"	kg lb			*16 450 *35,900	*16 450 *35,900	*14 150 *30,550	*14 150 *30,550	*11 300 *24,150	*11 300 *24,150			*8800 *19,350	*8800 *19,350	9970 32'7"



ISO 10567



\* Indicates that the load is limited by hydraulic lifting capacity rather than tipping load. The above loads are in compliance with hydraulic excavator lift capacity standard ISO 10567:2007. They do not exceed 87% of hydraulic lifting capacity or 75% of tipping load. Weight of all lifting accessories must be deducted from the above lifting capacities. Lifting capacities are based on the machine standing on a firm, uniform supporting surface. The use of a work tool attachment point to handle/lift objects, could affect the machine lift performance.

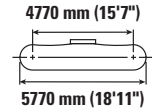
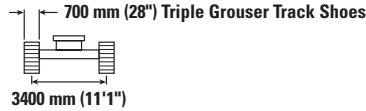
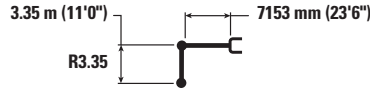
Lift capacity stays with ±5% for all available track shoes.



Always refer to the appropriate Operation and Maintenance Manual for specific product information.

# 352 UHD Hydraulic Excavator Specifications

## Retrofit Boom (bent position) – with Bucket Linkages, without Bucket, Heavy Lift: On

Wider Hydraulic Variable Gauge Undercarriage



	3000 mm/10'0"		4500 mm/15'0"		6000 mm/20'0"		7500 mm/25'0"		9000 mm/30'0"				mm ft/in	
	kg lb	kg lb	kg lb	kg lb	kg lb	kg lb	kg lb	kg lb	kg lb	kg lb	kg lb	kg lb		
9000 mm 30'0"								*9950	*9950			*8450 *18,650	*8450 *18,650	7730 24'10"
7500 mm 25'0"								*13 600 *29,750	*13 600 *29,750			*8100 *17,800	*8100 *17,800	8820 28'8"
6000 mm 20'0"								*14 300 *31,100	*14 300 *31,100	*12 250 *24,450	*12 250 *24,450	*8050 *17,700	*8050 *17,700	9550 31'2"
4500 mm 15'0"			*25 050 *53,700	*25 050 *53,700	*18 650 *40,250	*18 650 *40,250	*15 400 *33,350	*15 400 *33,350	*13 450 *29,250	13 100 28,200	13 100 28,200	*8250 *18,100	*8250 *18,100	10 000 32'8"
3000 mm 10'0"			*20 800 *52,400	*20 800 *52,400	*20 750 *44,850	*20 750 *44,850	*16 500 *35,800	*16 500 *35,800	*14 000 *30,400	12 750 27,400	12 750 27,400	*8650 *19,000	*8650 *19,000	10 210 33'5"
1500 mm 5'0"			*15 550 *36,950	*15 550 *36,950	*22 150 *47,900	21 950 47,350	*17 350 *37,600	16 000 34,500	*14 400 *31,250	12 400 26,650	12 400 26,650	*9350 *20,550	*9350 *20,550	10 190 33'5"
0 mm 0'0"			*19 550 *45,150	*19 550 *45,150	*22 450 *48,600	21 350 46,000	*17 650 *38,250	15 600 33,600	*14 450 *31,300	12 100 26,100	12 100 26,100	*10 450 *23,000	*10 450 *23,000	9940 32'7"
-1500 mm -5'0"		*15 450 *34,800	*15 450 *34,800	*26 950 *60,450	*26 950 *60,450	*21 650 *46,900	21 100 45,450	*17 200 *37,150	15 350 33,100	*13 800 *29,700	12 000 25,850	*12 250 *27,100	11 250 24,800	9450 30'11"
-3000 mm -10'0"			*24 600 *53,350	*24 600 *53,350	*19 650 *42,450	*19 650 *42,450	*15 600 *33,550	15 350 33,100				*12 650 *27,850	*12 650 *27,850	8670 28'3"
-4500 mm -15'0"					*15 900 *34,000	*15 900 *34,000	*11 850 *26,550	*11 850 *26,550				*11 850 *26,550	*11 850 *26,550	7510 24'1"



ISO 10567



\* Indicates that the load is limited by hydraulic lifting capacity rather than tipping load. The above loads are in compliance with hydraulic excavator lift capacity standard ISO 10567:2007. They do not exceed 87% of hydraulic lifting capacity or 75% of tipping load. Weight of all lifting accessories must be deducted from the above lifting capacities. Lifting capacities are based on the machine standing on a firm, uniform supporting surface. The use of a work tool attachment point to handle/lift objects, could affect the machine lift performance.

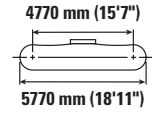
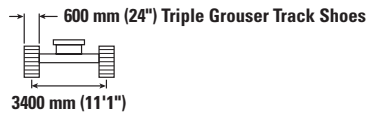
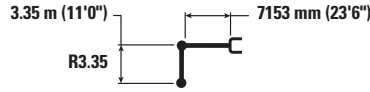
Lift capacity stays with ±5% for all available track shoes.



Always refer to the appropriate Operation and Maintenance Manual for specific product information.

# 352 UHD Hydraulic Excavator Specifications

## Retrofit Boom (bent position) – with Bucket Linkages, without Bucket, Heavy Lift: On

Hydraulic Variable Gauge Undercarriage



	3000 mm/10'0"		4500 mm/15'0"		6000 mm/20'0"		7500 mm/25'0"		9000 mm/30'0"				mm ft/in	
	kg lb	kg lb	kg lb	kg lb	kg lb	kg lb	kg lb	kg lb	kg lb	kg lb	kg lb	kg lb		
9000 mm 30'0"														
7500 mm 25'0"														
6000 mm 20'0"														
4500 mm 15'0"														
3000 mm 10'0"														
1500 mm 5'0"														
0 mm 0'0"														
-1500 mm -5'0"														
-3000 mm -10'0"														
-4500 mm -15'0"														



ISO 10567



\* Indicates that the load is limited by hydraulic lifting capacity rather than tipping load. The above loads are in compliance with hydraulic excavator lift capacity standard ISO 10567:2007. They do not exceed 87% of hydraulic lifting capacity or 75% of tipping load. Weight of all lifting accessories must be deducted from the above lifting capacities. Lifting capacities are based on the machine standing on a firm, uniform supporting surface. The use of a work tool attachment point to handle/lift objects, could affect the machine lift performance.

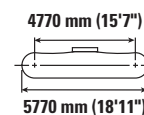
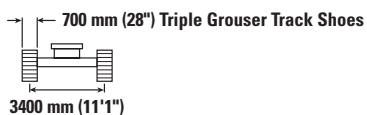
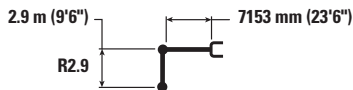
Lift capacity stays with ±5% for all available track shoes.













Always refer to the appropriate Operation and Maintenance Manual for specific product information.

# 352 UHD Hydraulic Excavator Specifications

## Retrofit Boom (bent position) – with Bucket Linkages, without Bucket, Heavy Lift: On

Wider Hydraulic Variable Gauge Undercarriage



	4500 mm/15'0"		6000 mm/20'0"		7500 mm/25'0"		9000 mm/30'0"				mm ft/in	
												
9000 mm 30'0"	kg lb									*10 000 *22,250	*10 000 *22,250	7180 23'1"
7500 mm 25'0"	kg lb					*14 300 *31,250	*14 300 *31,250			*9550 *21,100	*9550 *21,100	8350 27'1"
6000 mm 20'0"	kg lb			*17 350 *37,550	*17 350 *37,550	*14 900 *32,400	*14 900 *32,400	*10 900	*10 900	*9500 *20,950	*9500 *20,950	9110 29'9"
4500 mm 15'0"	kg lb	*26 650 *57,100	*26 650 *57,100	*19 450 *41,950	*19 450 *41,950	*15 900 *34,500	*15 900 *34,500	*13 850 *30,150	13 000 27,950	*9750 *21,450	*9750 *21,450	9590 31'4"
3000 mm 10'0"	kg lb			*21 400 *46,150	*21 400 *46,150	*16 950 *36,650	16 500 35,550	*14 300 *31,050	12 650 27,250	*10 300 *22,650	*10 300 *22,650	9800 32'1"
1500 mm 5'0"	kg lb			*22 450 *48,600	21 800 47,000	*17 600 *38,150	15 950 34,350	*14 600 *31,600	12 350 26,600	*11 200 *24,600	10 950 24,150	9790 32'1"
0 mm 0'0"	kg lb	*18 150 *42,250	*18 150 *42,250	*22 400 *48,550	21 350 45,950	*17 700 *38,350	15 600 33,550	*14 450 *31,150	12 150 26,150	*12 650 *27,850	11 250 24,750	9530 31'2"
-1500 mm -5'0"	kg lb	*26 500 *57,800	*26 500 *57,800	*21 200 *46,000	21 200 45,600	*16 950 *36,600	15 400 33,250	*13 350	12 100	*13 350 *29,400	12 050 26,600	9010 29'6"
-3000 mm -10'0"	kg lb	*23 000 *49,950	*23 000 *49,950	*18 800 *40,600	*18 800 *40,600	*14 900 *31,900	*14 900 *31,900			*13 000 *28,550	*13 000 *28,550	8190 26'8"



ISO 10567



\* Indicates that the load is limited by hydraulic lifting capacity rather than tipping load. The above loads are in compliance with hydraulic excavator lift capacity standard ISO 10567:2007. They do not exceed 87% of hydraulic lifting capacity or 75% of tipping load. Weight of all lifting accessories must be deducted from the above lifting capacities. Lifting capacities are based on the machine standing on a firm, uniform supporting surface. The use of a work tool attachment point to handle/lift objects, could affect the machine lift performance.

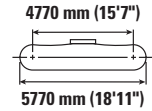
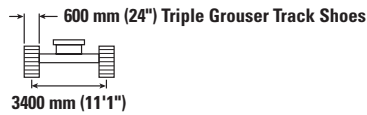
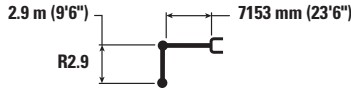
Lift capacity stays with ±5% for all available track shoes.













Always refer to the appropriate Operation and Maintenance Manual for specific product information.

# 352 UHD Hydraulic Excavator Specifications

## Retrofit Boom (bent position) – with Bucket Linkages, without Bucket, Heavy Lift: On

Hydraulic Variable Gauge Undercarriage



	4500 mm/15'0"		6000 mm/20'0"		7500 mm/25'0"		9000 mm/30'0"				mm ft/in		
													
9000 mm 30'0"	kg lb										*10 000 <b>*22,250</b>	*10 000 <b>*22,250</b>	7180 <b>23'1"</b>
7500 mm 25'0"	kg lb					*14 300 <b>*31,250</b>	*14 300 <b>*31,250</b>				*9550 <b>*21,100</b>	*9550 <b>*21,100</b>	8350 <b>27'1"</b>
6000 mm 20'0"	kg lb			*17 350 <b>*37,550</b>	*17 350 <b>*37,550</b>	*14 900 <b>*32,400</b>	*14 900 <b>*32,400</b>	*10 900	*10 900		*9500 <b>*20,950</b>	*9500 <b>*20,950</b>	9110 <b>29'9"</b>
4500 mm 15'0"	kg lb	*26 650 <b>*57,100</b>	*26 650 <b>*57,100</b>	*19 450 <b>*41,950</b>	*19 450 <b>*41,950</b>	*15 900 <b>*34,500</b>	*15 900 <b>*34,500</b>	*13 850 <b>*30,150</b>	12 850 <b>27,600</b>		*9750 <b>*21,450</b>	*9750 <b>*21,450</b>	9590 <b>31'4"</b>
3000 mm 10'0"	kg lb			*21 400 <b>*46,150</b>	*21 400 <b>*46,150</b>	*16 950 <b>*36,650</b>	16 300 <b>35,100</b>	*14 300 <b>*31,050</b>	12 500 <b>26,900</b>		*10 300 <b>*22,650</b>	*10 300 <b>*22,650</b>	9800 <b>32'1"</b>
1500 mm 5'0"	kg lb			*22 450 <b>*48,600</b>	21 500 <b>46,400</b>	*17 600 <b>*38,150</b>	15 750 <b>33,900</b>	*14 600 <b>*31,600</b>	12 200 <b>26,250</b>		*11 200 <b>*24,600</b>	10 800 <b>23,800</b>	9790 <b>32'1"</b>
0 mm 0'0"	kg lb	*18 150 <b>*42,250</b>	*18 150 <b>*42,250</b>	*22 400 <b>*48,550</b>	21 050 <b>45,300</b>	*17 700 <b>*38,350</b>	15 350 <b>33,100</b>	*14 450 <b>*31,150</b>	11 950 <b>25,750</b>		*12 650 <b>*27,850</b>	11 050 <b>24,400</b>	9530 <b>31'2"</b>
-1500 mm -5'0"	kg lb	*26 500 <b>*57,800</b>	*26 500 <b>*57,800</b>	*21 200 <b>*46,000</b>	20 900 <b>44,950</b>	*16 950 <b>*36,600</b>	15 200 <b>32,750</b>	*13 350	11 900		*13 350 <b>*29,400</b>	11 900 <b>26,200</b>	9010 <b>29'6"</b>
-3000 mm -10'0"	kg lb	*23 000 <b>*49,950</b>	*23 000 <b>*49,950</b>	*18 800 <b>*40,600</b>	*18 800 <b>*40,600</b>	*14 900 <b>*31,900</b>	*14 900 <b>*31,900</b>				*13 000 <b>*28,550</b>	*13 000 <b>*28,550</b>	8190 <b>26'8"</b>



ISO 10567



\* Indicates that the load is limited by hydraulic lifting capacity rather than tipping load. The above loads are in compliance with hydraulic excavator lift capacity standard ISO 10567:2007. They do not exceed 87% of hydraulic lifting capacity or 75% of tipping load. Weight of all lifting accessories must be deducted from the above lifting capacities. Lifting capacities are based on the machine standing on a firm, uniform supporting surface. The use of a work tool attachment point to handle/lift objects, could affect the machine lift performance.

Lift capacity stays with ±5% for all available track shoes.

Always refer to the appropriate Operation and Maintenance Manual for specific product information.

# 352 UHD Hydraulic Excavator Specifications

## Bucket Specifications and Compatibility – Europe

	Linkage	Width		Capacity		Weight		Fill %	Hydraulic Variable Gauge			
		mm	in	m <sup>3</sup>	yd <sup>3</sup>	kg	lb		Bent Position		Straight Position	
									R2.9 m (9'6")	R3.35 m (11'0")	R2.9 m (9'6")	R3.35 m (11'0")
<b>Pin-On (No Quick Coupler)</b>												
Heavy Duty	TB	1650	66	2.41	3.15	2220	4,894	100	●	●	●	●
	TB	1850	72	2.69	3.52	2349	5,179	100	●	●	●	●
	TB	1900	74	2.78	3.64	2427	5,350	100	●	●	●	●
Severe Duty	TB	1700	67	2.41	3.16	2479	5,464	90	●	●	●	●
	TB	1550	61	2.14	2.80	2327	5,129	90	●	●	●	●
Severe Duty Spade	TB	1350	54	1.87	2.44	2053	4,526	90	●	●	●	●
	TB	1650	66	2.41	3.15	2367	5,218	90	●	●	●	●
	TB	1900	75	2.78	3.64	2723	6,003	90	●	●	●	●
Extreme Duty	TB	1700	67	2.41	3.16	2722	6,000	90	●	●	●	●
Extreme Duty Spade	TB	1950	77	2.78	3.64	2974	6,556	90	●	●	●	●
Maximum load with pin-on (payload + bucket)								kg	11 665	10 920	9650	9005
								lb	25,717	24,074	21,275	19,853
<b>With Pin Grabber Coupler</b>												
Heavy Duty	TB	1650	66	2.41	3.15	2220	4,894	100	●	●	●	●
	TB	1850	72	2.69	3.52	2349	5,179	100	●	●	●	●
	TB	1900	74	2.78	3.64	2427	5,350	100	●	●	●	⊙
Severe Duty	TB	1700	67	2.41	3.16	2479	5,464	90	●	●	●	●
	TB	1550	61	2.14	2.80	2327	5,129	90	●	●	●	●
Severe Duty Spade	TB	1350	54	1.87	2.44	2053	4,526	90	●	●	●	●
	TB	1650	66	2.41	3.15	2367	5,218	90	●	●	●	●
	TB	1900	75	2.78	3.64	2723	6,003	90	●	●	●	●
Extreme Duty	TB	1700	67	2.41	3.16	2722	6,000	90	●	●	●	●
Extreme Duty Spade	TB	1950	77	2.78	3.64	2974	6,556	90	●	●	●	⊙
Maximum load with coupler (payload + bucket)								kg	10 612	9866	8597	7953
								lb	23,395	21,750	18,953	17,533

The above loads are in compliance with hydraulic excavator standard EN474-5:2006 + A3:2013, they do not exceed 87% of hydraulic lifting capacity or 75% of tipping capacity with front linkage fully extended at ground line with bucket curled. Capacity based on ISO 7451:2007.

### Maximum Material Density:

- 2100 kg/m<sup>3</sup> (3,500 lb/yd<sup>3</sup>)
- ⊙ 1800 kg/m<sup>3</sup> (3,000 lb/yd<sup>3</sup>)

Caterpillar recommends using appropriate work tools to maximize the value customers receive from our products. Use of work tools, including buckets, which are outside of Caterpillar's recommendations or specifications for weight, dimensions, flows, pressures, etc. may result in less-than-optimal performance, including but not limited to reductions in production, stability, reliability, and component durability. Improper use of a work tool resulting in sweeping, prying, twisting and/or catching of heavy loads will reduce the life of the boom and stick.

# 352 UHD Hydraulic Excavator Specifications

## Bucket Specifications and Compatibility – North America

	Linkage	Width		Capacity		Weight		Fill %	Hydraulic Variable Gauge				
		mm	in	m <sup>3</sup>	yd <sup>3</sup>	kg	lb		Bent Position		Straight Position		
									R2.9 m (9'6")	R3.35 m (11'0")	R2.9 m (9'6")	R3.35 m (11'0")	
<b>Pin-On (No Quick Coupler)</b>													
General Duty Capacity	TB	800	30	0.95	1.24	1316	2,901	100	●	●	●	●	
	TB	900	36	1.23	1.60	1447	3,190	100	●	●	●	●	
	TB	1050	42	1.51	1.98	1624	3,580	100	●	●	●	●	
	TB	1200	48	1.80	2.36	1777	3,918	100	●	●	●	●	
	TB	1350	54	2.10	2.74	1893	4,173	100	●	●	●	●	
	TB	1500	60	2.39	3.13	2046	4,511	100	●	●	●	●	
	TB	1700	68	2.78	3.64	2233	4,923	100	●	●	●	●	
General Duty Capacity – Wide Tip	TB	900	36	1.35	1.77	1452	3,201	100	●	●	●	●	
	TB	1350	54	2.22	2.90	1965	4,332	100	●	●	●	●	
	TB	1500	60	2.52	3.29	2081	4,588	100	●	●	●	●	
	TB	1650	66	2.81	3.68	2234	4,925	100	●	●	●	●	
	TB	1800	72	3.11	4.07	2351	5,183	100	●	●	●	●	
Heavy Duty	TB	900	36	1.08	1.41	1600	3,527	100	●	●	●	●	
	TB	1050	42	1.34	1.75	1689	3,724	100	●	●	●	●	
	TB	1200	48	1.60	2.09	1852	4,083	100	●	●	●	●	
	TB	1350	54	1.87	2.44	1979	4,363	100	●	●	●	●	
	TB	1500	60	2.14	2.80	2143	4,724	100	●	●	●	●	
	TB	1650	66	2.41	3.15	2307	5,086	100	●	●	●	●	
	TB	1800	72	2.69	3.52	2437	5,373	100	●	●	●	●	
Severe Duty	TB	800	30	0.88	1.15	1514	3,338	90	●	●	●	●	
	TB	900	36	1.08	1.41	1677	3,697	90	●	●	●	●	
	TB	1050	42	1.34	1.75	1775	3,913	90	●	●	●	●	
	TB	1200	48	1.60	2.09	1945	4,288	90	●	●	●	●	
	TB	1400	55	1.87	2.44	2170	4,783	90	●	●	●	●	
	TB	1550	61	2.14	2.80	2369	5,222	90	●	●	●	●	
	TB	1700	67	2.41	3.16	2509	5,531	90	●	●	●	●	
	TB	1850	74	2.69	3.52	2709	5,972	90	●	●	●	●	
Extreme Duty	TB	1250	49	1.60	2.09	2194	4,836	90	●	●	●	●	
	TB	1400	55	1.87	2.44	2334	5,145	90	●	●	●	●	
Extreme Duty Spade Power	TB	1550	61	2.00	2.59	2562	5,647	90	●	●	●	●	
Clean Up	TB	2000	78	2.80	3.66	2036	4,489	100	●	●	●	●	
Maximum load with pin-on (payload + bucket)									kg	11 665	10 920	9650	9005
									lb	25,717	24,074	21,275	19,853

The above loads are in compliance with hydraulic excavator standard EN474-5:2006 + A3:2013, they do not exceed 87% of hydraulic lifting capacity or 75% of tipping capacity with front linkage fully extended at ground line with bucket curled. Capacity based on ISO 7451:2007.

**Maximum Material Density:**

- 2100 kg/m<sup>3</sup> (3,500 lb/yd<sup>3</sup>)
- ⊙ 1800 kg/m<sup>3</sup> (3,000 lb/yd<sup>3</sup>)

Caterpillar recommends using appropriate work tools to maximize the value customers receive from our products. Use of work tools, including buckets, which are outside of Caterpillar's recommendations or specifications for weight, dimensions, flows, pressures, etc. may result in less-than-optimal performance, including but not limited to reductions in production, stability, reliability, and component durability. Improper use of a work tool resulting in sweeping, prying, twisting and/or catching of heavy loads will reduce the life of the boom and stick.

*(continued on next page)*



# 352 UHD Hydraulic Excavator Specifications

## Bucket Specifications and Compatibility – North America (continued)

	Linkage	Width		Capacity		Weight		Fill %	Hydraulic Variable Gauge				
		mm	in	m <sup>3</sup>	yd <sup>3</sup>	kg	lb		Bent Position		Straight Position		
									R2.9 m (9'6")	R3.35 m (11'0")	R2.9 m (9'6")	R3.35 m (11'0")	
<b>With Pin Grabber Coupler</b>													
General Duty Capacity	TB	800	30	0.95	1.24	1316	2,901	100	●	●	●	●	
	TB	900	36	1.23	1.60	1447	3,190	100	●	●	●	●	
	TB	1050	42	1.51	1.98	1624	3,580	100	●	●	●	●	
	TB	1200	48	1.80	2.36	1777	3,918	100	●	●	●	●	
	TB	1350	54	2.10	2.74	1893	4,173	100	●	●	●	●	
	TB	1500	60	2.39	3.13	2046	4,511	100	●	●	●	●	
	TB	1700	68	2.78	3.64	2233	4,923	100	●	●	●	●	
General Duty Capacity – Wide Tip	TB	900	36	1.35	1.77	1452	3,201	100	●	●	●	●	
	TB	1350	54	2.22	2.90	1965	4,332	100	●	●	●	●	
	TB	1500	60	2.52	3.29	2081	4,588	100	●	●	●	●	
	TB	1650	66	2.81	3.68	2234	4,925	100	●	●	●	●	
	TB	1800	72	3.11	4.07	2351	5,183	100	●	●	●	⊙	
Heavy Duty	TB	900	36	1.08	1.41	1600	3,527	100	●	●	●	●	
	TB	1050	42	1.34	1.75	1689	3,724	100	●	●	●	●	
	TB	1200	48	1.60	2.09	1852	4,083	100	●	●	●	●	
	TB	1350	54	1.87	2.44	1979	4,363	100	●	●	●	●	
	TB	1500	60	2.14	2.80	2143	4,724	100	●	●	●	●	
	TB	1650	66	2.41	3.15	2307	5,086	100	●	●	●	●	
	TB	1800	72	2.69	3.52	2437	5,373	100	●	●	●	●	
Heavy Duty Pin Grabber Performance	TB	1200	48	1.49	1.95	1935	4,266	100	●	●	●	●	
	TB	1350	54	1.74	2.27	2070	4,563	100	●	●	●	●	
	TB	1500	60	1.98	2.59	2242	4,943	100	●	●	●	●	
	TB	1650	66	2.23	2.91	2413	5,320	100	●	●	●	●	
Severe Duty	TB	800	30	0.88	1.15	1514	3,338	90	●	●	●	●	
	TB	900	36	1.08	1.41	1677	3,697	90	●	●	●	●	
	TB	1050	42	1.34	1.75	1775	3,913	90	●	●	●	●	
	TB	1200	48	1.60	2.09	1945	4,288	90	●	●	●	●	
	TB	1400	55	1.87	2.44	2170	4,783	90	●	●	●	●	
	TB	1550	61	2.14	2.80	2369	5,222	90	●	●	●	●	
	TB	1700	67	2.41	3.16	2509	5,531	90	●	●	●	●	
	TB	1850	74	2.69	3.52	2709	5,972	90	●	●	●	●	
Severe Duty Spade Power	TB	1750	69	2.40	3.14	2544	5,608	90	●	●	●	●	
Extreme Duty	TB	1250	49	1.60	2.09	2194	4,836	90	●	●	●	●	
	TB	1400	55	1.87	2.44	2334	5,145	90	●	●	●	●	
Extreme Duty Spade Power	TB	1550	61	2.00	2.59	2562	5,647	90	●	●	●	●	
Clean Up	TB	2000	78	2.80	3.66	2036	4,489	100	●	●	●	●	
Maximum load with coupler (payload + bucket)									kg	10 612	9866	8597	7953
									lb	23,395	21,750	18,953	17,533

The above loads are in compliance with hydraulic excavator standard EN474-5:2006 + A3:2013, they do not exceed 87% of hydraulic lifting capacity or 75% of tipping capacity with front linkage fully extended at ground line with bucket curled. Capacity based on ISO 7451:2007.

### Maximum Material Density:

- 2100 kg/m<sup>3</sup> (3,500 lb/yd<sup>3</sup>)
- ⊙ 1800 kg/m<sup>3</sup> (3,000 lb/yd<sup>3</sup>)
- ⊖ 1500 kg/m<sup>3</sup> (2,500 lb/yd<sup>3</sup>)

Caterpillar recommends using appropriate work tools to maximize the value customers receive from our products. Use of work tools, including buckets, which are outside of Caterpillar's recommendations or specifications for weight, dimensions, flows, pressures, etc. may result in less-than-optimal performance, including but not limited to reductions in production, stability, reliability, and component durability. Improper use of a work tool resulting in sweeping, prying, twisting and/or catching of heavy loads will reduce the life of the boom and stick.

# 352 UHD Hydraulic Excavator Specifications

## Bucket Specifications and Compatibility – Japan

	Linkage	Width		Capacity		Weight		Fill %	Hydraulic Variable Gauge			
		mm	in	m <sup>3</sup>	yd <sup>3</sup>	kg	lb		Bent Position		Straight Position	
									R2.9 m (9'6")	R3.35 m (11'0")	R2.9 m (9'6")	R3.35 m (11'0")
<b>Pin-On (No Quick Coupler)</b>												
General Duty Excavation	TB	1500	59	1.90	2.48	1857	4,094	100	●	●	●	●
	TB	1600	63	2.00	2.62	1904	4,197	100	●	●	●	●
Heavy Duty Excavation	TB	1550	61	1.90	2.48	2275	5,015	100	●	●	●	●
	TB	1700	67	2.10	2.75	2415	5,324	100	●	●	●	●
Severe Duty	TB	1700	67	2.41	3.15	2496	5,502	90	●	●	●	●
	TB	1850	74	2.69	3.52	2696	5,943	90	●	●	●	●
Maximum load with pin-on (payload + bucket)								kg	11 665	10 920	9650	9005
								lb	25,717	24,074	21,275	19,853

The above loads are in compliance with hydraulic excavator standard EN474-5:2006 + A3:2013, they do not exceed 87% of hydraulic lifting capacity or 75% of tipping capacity with front linkage fully extended at ground line with bucket curled. Capacity based on ISO 7451:2007.

**Maximum Material Density:**

● 2100 kg/m<sup>3</sup> (3,500 lb/yd<sup>3</sup>)

Caterpillar recommends using appropriate work tools to maximize the value customers receive from our products. Use of work tools, including buckets, which are outside of Caterpillar's recommendations or specifications for weight, dimensions, flows, pressures, etc. may result in less-than-optimal performance, including but not limited to reductions in production, stability, reliability, and component durability. Improper use of a work tool resulting in sweeping, prying, twisting and/or catching of heavy loads will reduce the life of the boom and stick.

# 352 UHD Hydraulic Excavator Specifications

## Attachments Offering Guide – Europe

Not all attachments are available in all regions. Consult your Cat dealer for configurations available in your region.

Match

No Match

### PIN-ON ATTACHMENTS

Undercarriage	Hydraulic Variable Gauge				L-VG
	12.0 mt (26,455 lb)				12.0 mt (26,455 lb)
Counterweight	Retrofit (Bent Position)		Retrofit (Straight Position)		UHD Front
Boom Type	R2.9 m (9'6")	R3.35 m (11'0")	R2.9 m (9'6")	R3.35 m (11'0")	28 m (91'10")
Stick Length					
Hydraulic Hammers	H160 S	✓	✓	✓	✓
	H180 S	✓	✓	✓	✓
Multi-Processors	MP318 Concrete Cutter Jaw				✓
	MP318 Demolition Jaw				✓
	MP318 Pulverizer Jaw				✓
	MP318 Shear Jaw				✓
	MP318 Universal Jaw				✓
	MP324 Concrete Cutter Jaw				✓
	MP324 Demolition Jaw				✓
	MP324 Pulverizer Jaw				✓
	MP324 Shear Jaw				✓
	MP324 Tank Shear Jaw				✓
	MP324 Universal Jaw				✓
	MP332 Concrete Cutter Jaw				✓
	MP332 Demolition Jaw				✓
	MP332 Pulverizer Jaw				✓
	MP332 Shear Jaw				✓
	MP332 Universal Jaw				✓
	MP345 Concrete Cutter Jaw	✓	✓	✓	✓
	MP345 Demolition Jaw	✓	✓	✓	✓
	MP345 Pulverizer Jaw	✓	✓	✓	✓
	MP345 Shear Jaw	✓	✓	✓	✓
	P315				✓
	P325				✓
Demolition and Sorting Grapples	G324				✓
	G332				✓
	G345	✓	✓	✓	✓
Mobile Scrap and Demolition Shears	S3025				✓
	S3035				✓
	S3050	✓	✓	✓	✓
	S3050 Flat Top	✓	✓	✓	✓
	S3070 Flat Top				
	S3090 Flat Top				
Pulverizers	P235	✓	✓	✓	✓
Crushers	P335	✓	✓	✓	✓

(continued on next page)

# 352 UHD Hydraulic Excavator Specifications

## Attachments Offering Guide – Europe *(continued)*

Not all attachments are available in all regions. Consult your Cat dealer for configurations available in your region.

Match       No Match       † Allowed usage on machine less than 50%

### CAT PIN GRABBER COUPLER ATTACHMENTS

Undercarriage		Hydraulic Variable Gauge			
Counterweight		12.0 mt (26,455 lb)			
Boom Type		Retrofit (Bent Position)		Retrofit (Straight Position)	
Stick Length		R2.9 m (9'6")	R3.35 m (11'0")	R2.9 m (9'6")	R3.35 m (11'0")
Hydraulic Hammers	H160 S	✓	✓	✓	✓
	H180 S	✓†	✓†	✓†	✓†
Multi-Processors	MP345 Concrete Cutter Jaw	✓	✓	✓	✓
	MP345 Demolition Jaw	✓	✓	✓	✓
	MP345 Pulverizer Jaw	✓	✓	✓	✓
	MP345 Shear Jaw	✓	✓	✓	✓
Demolition and Sorting Grapples	G345	✓	✓	✓	✓
Scrap and Demolition Shears	S3050			✓	
Pulverizers	P235	✓	✓	✓	✓
Crushers	P335	✓	✓	✓	✓

### CW-45s DEDICATED COUPLER ATTACHMENTS

Undercarriage		L-VG
Counterweight		12.0 mt (26,455 lb)
Boom Type		UHD Front
Stick Length		28 m (91'10")
Multi-Processors	MP318 Concrete Cutter Jaw	✓
	MP318 Demolition Jaw	✓
	MP318 Pulverizer Jaw	✓
	MP318 Shear Jaw	✓
	MP318 Universal Jaw	✓
	MP324 Concrete Cutter Jaw	✓
	MP324 Demolition Jaw	✓
	MP324 Pulverizer Jaw	✓
	MP324 Shear Jaw	✓
	MP324 Tank Shear Jaw	✓
	MP324 Universal Jaw	✓
Demolition and Sorting Grapples	G324	✓
Mobile Scrap and Demolition Shears	S3025	✓
	S3035	✓
Crushers	P315	✓
	P325	✓

*(continued on next page)*

# 352 UHD Hydraulic Excavator Specifications

## Attachments Offering Guide – Europe (continued)

Not all attachments are available in all regions. Consult your Cat dealer for configurations available in your region.

Match

† Allowed usage on machine less than 50%

### CW-45 DEDICATED COUPLER ATTACHMENTS

Undercarriage	L-VG	
Counterweight	12.0 mt (26,455 lb)	
Boom Type	UHD 28 m (91'10")	
Stick Length	UHD 28 m (91'10")	
Multi-Processors	MP318 Concrete Cutter Jaw	✓
	MP318 Demolition Jaw	✓
	MP318 Pulverizer Jaw	✓
	MP318 Shear Jaw	✓
	MP318 Universal Jaw	✓
	MP324 Concrete Cutter Jaw	✓
	MP324 Demolition Jaw	✓
	MP324 Pulverizer Jaw	✓
	MP324 Shear Jaw	✓
	MP324 Tank Shear Jaw	✓
	MP324 Universal Jaw	✓
Demolition and Sorting Grapples	G324	✓
Mobile Scrap and Demolition Shears	S3025	✓
	S3035	✓
Crushers	P315	✓
	P325	✓

### CW-55 DEDICATED COUPLER ATTACHMENTS

Undercarriage	Hydraulic Variable Gauge				
Counterweight	12.0 mt (26,455 lb)				
Boom Type	Retrofit (Bent Position)		Retrofit (Straight Position)		
Stick Length	R2.9 m (9'6")	R3.35 m (11'0")	R2.9 m (9'6")	R3.35 m (11'0")	
Hydraulic Hammers	H160 S	✓	✓	✓	✓
	H180 S	✓†	✓†	✓†	✓†
Multi-Processors	MP345 Concrete Cutter Jaw	✓	✓	✓	✓
	MP345 Demolition Jaw	✓	✓	✓	✓
	MP345 Pulverizer Jaw	✓	✓	✓	✓
	MP345 Shear Jaw	✓	✓	✓	✓
Demolition and Sorting Grapples	G345	✓	✓	✓	✓
Crushers	P335	✓	✓	✓	✓
Pulverizers	P235	✓	✓	✓	✓

# 352 UHD Hydraulic Excavator Specifications

## Attachments Offering Guide – North America

Not all attachments are available in all regions. Consult your Cat dealer for configurations available in your region.

Match

No Match

### PIN-ON ATTACHMENTS

Undercarriage	Hydraulic Variable Gauge				L-VG
	12.0 mt (26,455 lb)		12.0 mt (26,455 lb)		12.0 mt (26,455 lb)
Counterweight	Retrofit (Bent Position)		Retrofit (Straight Position)		UHD Front
Boom Type	R2.9 m (9'6")	R3.35 m (11'0")	R2.9 m (9'6")	R3.35 m (11'0")	28 m (91'10")
Stick Length					
Hydraulic Hammers	H160 S	✓	✓	✓	✓
	H180 S	✓	✓	✓	✓
Multi-Processors	MP318 Concrete Cutter Jaw				✓
	MP318 Demolition Jaw				✓
	MP318 Pulverizer Jaw				✓
	MP318 Shear Jaw				✓
	MP318 Universal Jaw				✓
	MP324 Concrete Cutter Jaw				✓
	MP324 Demolition Jaw				✓
	MP324 Pulverizer Jaw				✓
	MP324 Shear Jaw				✓
	MP324 Tank Shear Jaw				✓
	MP324 Universal Jaw				✓
	MP332 Concrete Cutter Jaw				✓
	MP332 Demolition Jaw				✓
	MP332 Pulverizer Jaw				✓
	MP332 Shear Jaw				✓
	MP332 Universal Jaw				✓
Demolition and Sorting Grapples	MP345 Concrete Cutter Jaw	✓	✓	✓	✓
	MP345 Demolition Jaw	✓	✓	✓	✓
	MP345 Pulverizer Jaw	✓	✓	✓	✓
	MP345 Shear Jaw	✓	✓	✓	✓
Mobile Scrap and Demolition Shears	G324				✓
	G332				✓
	G345	✓	✓	✓	✓
Pulverizers	S3025				✓
	S3035				✓
	S3050	✓	✓	✓	✓
P235	✓	✓	✓	✓	

(continued on next page)

# 352 UHD Hydraulic Excavator Specifications

## Attachments Offering Guide – North America *(continued)*

Not all attachments are available in all regions. Consult your Cat dealer for configurations available in your region.

Match
  No Match
  † Allowed usage on machine less than 50%

### CAT PIN GRABBER COUPLER ATTACHMENTS

Undercarriage		Hydraulic Variable Gauge			
Counterweight		12.0 mt (26,455 lb)			
Boom Type		Retrofit (Bent Position)		Retrofit (Straight Position)	
Stick Length		R2.9 m (9'6")	R3.3 m (11'0")	R2.9 m (9'6")	R3.35 m (11'0")
Hydraulic Hammers	H160 S	✓	✓	✓	✓
	H180 S	✓†	✓†	✓†	✓†
Multi-Processors	MP345 Concrete Cutter Jaw	✓	✓	✓	✓
	MP345 Demolition Jaw	✓	✓	✓	✓
	MP345 Shear Jaw	✓	✓	✓	✓
Demolition and Sorting Grapples	G345	✓	✓	✓	✓
Scrap and Demolition Shears	S3050			✓	
Pulverizers	P235	✓	✓	✓	✓

# 352 UHD Hydraulic Excavator Specifications

## Attachments Offering Guide – Japan

Not all attachments are available in all regions. Consult your Cat dealer for configurations available in your region.

Match

No Match

### PIN-ON ATTACHMENTS

Undercarriage		Hydraulic Variable Gauge				L-VG
		12.0 mt (26,455 lb)		12.0 mt (26,455 lb)		12.0 mt (26,455 lb)
Counterweight		Retrofit (Bent Position)		Retrofit (Straight Position)		UHD Front
Boom Type		R2.9 m (9'6")	R3.35 m (11'0")	R2.9 m (9'6")	R3.35 m (11'0")	28 m (91'10")
Stick Length						
Hydraulic Hammers	H160 S	✓	✓	✓	✓	
	H180 S	✓	✓	✓	✓	
Mobile Scrap and Demolition Shears	S3025					✓
	S3035					✓
	S3050	✓	✓	✓	✓	
Pulverizers	P235	✓	✓	✓	✓	



## Standard and Optional Equipment

Standard and optional equipment may vary. Consult your Cat dealer for details.

	Standard	Optional		Standard	Optional
<b>CAB</b>			<b>TECHNOLOGY</b>		
Sound suppressed cab	✓		Cat Product Link™	✓	
High-resolution 254 mm (10") LCD touch screen monitor	✓		Cat GRADE with 2D and offset memory*	✓	
Automatic bi-level air conditioner	✓		Cat Payload*: – Static weigh – Semi-automatic calibration – Payload/cycle information – USB reporting capability	✓	
Jog dial and shortcut keys for monitor control	✓		2D E-Fence*: – E-swing	✓	
Keyless push-to-start engine control	✓		<b>ENGINE</b>		
Height-adjustable console, infinite with no tool	✓		Cat C13 diesel engine	✓	
Tilt-up left-side console	✓		Three selectable modes: Power, Smart, Eco	✓	
Heated and cooled seat with automatic adjustable suspension	✓		Up to 4500 m (14,760 ft) altitude capability	✓	
51 mm (2") orange seat belt	✓		–18° C (0° F) cold start capability	✓	
Tilt rocker switch	✓		–32° C (–25° F) cold start capability		✓
Sky wiper switch	✓		52° C (126° F) high-ambient cooling	✓	
Bluetooth® integrated radio (including USB, aux port and microphone)	✓		115 Amp alternator	✓	
2 × 12V DC outlets	✓		Electric fuel priming pump	✓	
Document storage	✓		Automatic engine speed control	✓	
Rear head storage net and lunchbox holder	✓		Primary filter with water separator and water separator indicator switch	✓	
Oversized cup holder and bottle handler	✓		Cold start block heaters		✓
Coat hook	✓		Ether starting aid		✓
Fixed one-piece P5A skylight hatch	✓		Double element air filter with integrated precleaner	✓	
P5A fixed windshield	✓		Side-by-side cooling system	✓	
Parallel wiper with washer	✓		Secure start with pin code	✓	
Skylight wiper install capability	✓		Remote disable	✓	
LED interior lights	✓		DEF Tank	✓	
Floor welcome light	✓		Biodiesel capable up to B20	✓	
Roller front sunscreen	✓				
Roller rear sunscreen		✓			
FOGS	✓				
Washable floor mat	✓				
Beacon ready	✓				

\*Available on Retrofit in 2021.

(continued on next page)

# 352 UHD Standard and Optional Equipment

## Standard and Optional Equipment *(continued)*

Standard and optional equipment may vary. Consult your Cat dealer for details.

	Standard	Optional		Standard	Optional
<b>HYDRAULIC SYSTEM</b>			<b>BOOMS, STICKS AND LINKAGES</b>		
Boom lowering check valve (BLCV) for UHD front	✓		28 m (91'10") UHD front		✓
Stick lowering check valve (SLCV) for UHD front	✓		9.1 m (29'10") Retrofit boom		✓
SmartBoom™ with BLCV and Overload Warning Device for UHD front*	✓		2.9 m (9'6") Retrofit stick		✓
Cooling fan pump and motor	✓		3.35 m (11'0") Retrofit stick		✓
Swing motor	✓		Advanced tool control, UHD		✓
Boom and stick regeneration circuit	✓		Bucket linkage, TB family with lifting eye, Cat GRADE		✓
Electronic main control valve	✓		Bucket linkage, UHD dedicated, C family with lifting eye		✓
Automatic hydraulic oil warm up	✓		<b>ELECTRICAL SYSTEM</b>		
Automatic swing parking brake	✓		Maintenance-free 1,000 CCA batteries	✓	
High performance hydraulic return filter	✓		Centralized electrical disconnect switch	✓	
Two-speed travel	✓		LED chassis light –1,800 lumens	✓	
Bio hydraulic oil capability	✓		<b>SERVICE AND MAINTENANCE</b>		
Combined two-way auxiliary circuit	✓		Service platform with anti-skid plate and recessed bolts	✓	
High and medium-pressure auxiliary circuits	✓		Grouped location for engine oil and fuel filters	✓	
Quick coupler circuit	✓		S-O-S <sup>SM</sup> sampling ports	✓	
Hydraulic main pump	✓		QuickEvac™ maintenance ready		✓
Anti-reaction valve	✓		Remote flash	✓	
<b>UNDERCARRIAGE AND STRUCTURES</b>			Diagnostic technician (remote ET)	✓	
Long Hydraulic Variable Gauge (HVG) undercarriage	✓		Electric refueling pump with auto shutoff*	✓	
Grease lubricated track, resin seal	✓		<b>SAFETY AND SECURITY</b>		
ISO 15818 towing eye on base frame	✓		Caterpillar One Key security system	✓	
12.0 mt (26,455 lb) counterweight	✓		Lockable external tool/storage box	✓	
600 mm (24") triple grouser track shoes		✓	Lockable door, fuel, and hydraulic tank locks	✓	
700 mm (28") triple grouser track shoes		✓	Lockable fuel drain compartment	✓	
Track guiding guard, full length	✓		Service platform with anti-skid plate and recessed bolts	✓	
HD travel motor guard	✓		Right-hand handrail and hand hold	✓	
HD bottom guard	✓		Signaling/warning horn	✓	
			Rear and right-hand-sideview cameras	✓	
			360° visibility with FOGS		✓

\*Europe only.

## Dealer Installed Kit and Attachments

Attachments may vary. Consult your Cat dealer for details.

### OTHER ATTACHMENTS

- Duct ready kit for Advanced Cabin Filtration (ACF)
- Worktool camera kit

For more complete information on Cat products, dealer services, and industry solutions, visit us on the web at [www.cat.com](http://www.cat.com)

© 2020 Caterpillar  
All rights reserved

Materials and specifications are subject to change without notice. Featured machines in photos may include additional equipment. See your Cat dealer for available options.

CAT, CATERPILLAR, LET'S DO THE WORK, their respective logos, "Caterpillar Corporate Yellow," the "Power Edge" and Cat "Modern Hex" trade dress as well as corporate and product identity used herein, are trademarks of Caterpillar and may not be used without permission.

AEXQ2898 (06-2020)  
Build Number: 07B  
(Eur, N Am, Japan)

