


# M317

## WHEELED EXCAVATOR



**Engine Power (ISO 14396:2002)**  
**Maximum Operating Weight**

112 kW (150 hp)  
20 100 kg (44,310 lb)

Meets EU Stage V emission standards.



# THE NEW CAT® M317

POWERFUL. COMFORTABLE. COMPACT.

The Cat® M317 Wheeled Excavator offers more performance features and versatility than ever before. Its compact radius design lets you work in space restricted areas. With more digging force and increased swing torque, the M317 provides everything you need to get the job done quickly and efficiently. Low maintenance costs, longer service intervals, and reduced fuel consumption combine to provide low operating costs – keeping more money in your pocket.



## NEXT GENERATION WHEELED EXCAVATORS

The new line of Cat Wheeled Excavators offers more choices than ever for your business.

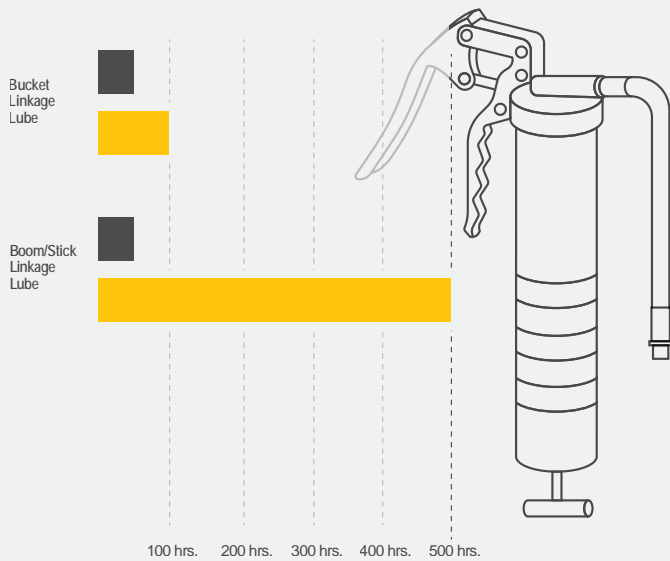
- + LOWER OPERATING AND MAINTENANCE COSTS
- + INCREASED OPERATOR EFFICIENCY AND VISIBILITY
- + MORE IN-CAB COMFORT

Ready to help you make your business stronger, Cat Next Generation Wheeled Excavators give you new ways to get the most work done at a cost that fits your business.





## DO MORE WORK WITH EXTENDED INTERVALS



\* M317F M317

## MAXIMIZE PERFORMANCE

Increased digging force and swing torque improve performance on the job. Tiltrotator integration gives you more versatility to complete more tasks faster with one machine.

## UP TO 5%\* LOWER MAINTENANCE COSTS

Fewer maintenance costs, combined with 100 percent daily ground-level maintenance and extended service intervals, increase uptime and keep overall costs down.

## ENHANCED CAB COMFORT

Operate comfortably with the ergonomic control layout and cab options. Get better visibility with rear- and side-view cameras and an optional 360° machine view system.

\*Compared to M317F



# NEW CAB DESIGN

MAKES HARD WORK EASY

Comfort and movement efficiency help keep you productive and alert all shift long. A tip-up left console lets you get in and out of the cab easily, and the standard seat is wide and adjustable for operators of virtually any size.

## POWER MODES

---

Set and store your power mode preference using Operator ID. Owners can lock in the mode they want their operators to use to help manage fuel consumption.

## CUSTOMIZABLE JOYSTICKS

---

Joystick function can be customized through the monitor. Joystick pattern as well as control response can be set to match operator preference. All preferences are saved with the Operator ID and restored at login.

## KEYLESS PUSH TO START

---

The M317 uses a keyless push-button engine start. This adds security for the machine by using Operator ID codes to limit and track machine access. Codes can be entered manually, via an optional Bluetooth® key fob, or smartphone app.

## TOUCHSCREEN MONITOR

---

Most machine settings can be controlled through the high resolution 254 mm (10-inch) touchscreen monitor. It offers 42 languages and is easy to read from the seat.

## REDUCE OPERATOR FATIGUE

### ERGONOMIC LAYOUT

---

Controls are easy to reach, allowing you to operate comfortably with minimal twists and turns.

### REDUCED CAB VIBRATIONS

---

Work more comfortably with reduced cab vibrations from advanced viscous mounts. The standard ROPS cab meets ISO 12117-2:2008 requirements and helps block outside noise.

### BLUETOOTH CONNECTION

---

Bluetooth-integrated radio allows for seamless mobile phone connection to listen to music, podcasts, and for hands-free calling.





# COMPACT RADIUS

## SIZED RIGHT FOR CONFINED SPACES

The M317's compact radius design makes it the right machine for working in space-restricted areas. Work confidently in road construction jobs with lane closures and next to buildings and other structures.

The M317 gives you maximum upper frame turning radius, while providing solid lifting performance.





LOWER MAINTENANCE COSTS  
**UP TO 5%**



---

## DO MORE. PAY LESS.

With extended and more synchronized maintenance intervals, you get more done at a lower cost. Consolidated filter locations make service faster.

---

## INFORMATION AT YOUR FINGERTIPS

View operating information such as fuel levels and critical service alerts on the in-cab touchscreen monitor. Your machine's filter life and maintenance intervals are also trackable on the in-cab monitor.


---

## NEW LONGER-LASTING FILTERS

The new hydraulic oil filter provides improved filtration performance, anti-drain valves to keep oil clean when the filter is replaced, and lasts up to 50 percent longer than previous filter designs.

# SAFETY FEATURES

LOOK OUT FOR YOUR PEOPLE AND EQUIPMENT



## GROUND-LEVEL DAILY MAINTENANCE

All daily maintenance checks can be performed from ground level, making maintenance faster, easier, and safer. Checkpoints include the engine oil dipstick, fuel water separator, fuel tank water and sediment drains, and cooling system coolant level check.

## AUTO AXLE LOCK WITH AUTO BRAKE

The axle locks at zero speed and unlocks when the travel pedal is activated. The axle can also be manually locked with a button on the right-hand console. Auto Axle Brake Lock automatically activates the service brake and locks axle oscillation. It is activated when the travel pedal is in neutral and the machine speed is near zero.

## UPPER PLATFORM ACCESS

The service platform design provides easy, safe, and quick access to the upper platform. The steps use anti-skid punch plate to prevent slipping.

## SECURE START

Use your PIN code on the monitor or the optional Bluetooth key fob to enable the push-button start feature.

## SEE THE JOBSITE AROUND YOU

Enlarged windows and improved machine layout increase visibility from the seat of the cab. Standard rearview and right-side-view cameras always keep operators aware of their surroundings. An optional 360° visibility feature is also available. Powerful, long-lasting LED lights consume minimal power, keeping you safe while working in the dark.



# CAT® LINK TECHNOLOGY

## TAKES THE GUESSWORK OUT OF MANAGING YOUR EQUIPMENT

Cat Link telematics technology helps take the complexity out of managing your jobsites by gathering data generated by your equipment, materials, and people and serving it up to you in customizable formats.



### **PRODUCT LINK™**

Product Link™ collects data automatically and accurately from your assets – any type and any brand. Information such as location, hours, fuel usage, productivity, idle time, maintenance alerts, diagnostic codes, and machine health can be viewed online through web and mobile applications.



### **VISIONLINK®**

Access information anytime, anywhere with VisionLink®. Use it to make informed decisions that boost productivity, lower costs, simplify maintenance, and improve safety and security on your jobsite. With different subscription level options, your Cat dealer can help you configure exactly what you need to connect your fleet and manage your business without paying for extras you don't want. Subscriptions are available with cellular or satellite reporting (or both).



**Remote Services** is a suite of technologies that improves your jobsite efficiency.

**Remote Troubleshoot** allows your Cat dealer to perform diagnostic testing on your connected machine remotely, pinpointing potential issues while the machine is in operation. Remote Troubleshoot helps ensure the technician arrives with the correct parts and tools the first time, eliminating additional trips to save you time and money.

**Remote Flash** updates onboard software to potentially reduce update time by as much as 50 percent.

The **Cat App** helps you manage your assets – at any time – right from your smartphone. You can see your fleet location, hours, and other information. You will get critical alerts for required maintenance, and you can even request service from your local Cat dealer.



# INCREASE YOUR PRODUCTIVITY AND PROFIT WITH CAT ATTACHMENTS

You can easily expand the performance of your machine by utilizing any of the variety of Cat attachments. Each Cat attachment is designed to fit the weight and horsepower of Cat Wheeled Excavators for improved performance, safety, and stability.

**BUCKETS**



**GRAPPLES**



**HYDRAULIC HAMMERS**



**TILTROTATORS**



**SHEARS**



**COMPACTORS**



**COUPLERS**



# TECHNICAL SPECIFICATIONS

See [cat.com](http://cat.com) for complete specifications.

ENGINE		
Engine Model	Cat C4.4	
Engine Power – ISO 14396:2002	112 kW	150 hp
Net Power – ISO 9249:2014	108 kW	145 hp
Bore	105 mm	4.1 in
Stroke	127 mm	5 in
Displacement	4.4 L	268.5 in <sup>3</sup>

- Meets EU Stage V emission standards.
- Advertised power is tested per the specified standard in effect at the time of manufacture.
- Net power advertised is the power available at the flywheel when engine is equipped with fan, air cleaner, CEM exhaust gas aftertreatment, alternator, and cooling fan running at intermediate speed.
- Recommended for use up to 3000 m (9,843 ft) altitude with engine power derate above 3000 m (9,843 ft).
- Rated speed 2,200 rpm.

HYDRAULIC SYSTEM		
Main System – Maximum Flow – Implement	274 L/min	67 gal/min
Maximum Pressure – Heavy Lift	37 000 kPa	5,366 psi
Maximum Pressure – Travel	35 000 kPa	5,076 psi
Maximum Pressure – Normal	35 000 kPa	5,076 psi

SWING MECHANISM		
Swing Speed	9.4 rpm	
Maximum Swing Torque	44 kN-m	32,560 lbf-ft

WEIGHTS		
Operating Weight Minimum	17 350 kg	38,250 lb
Operating Weight Maximum	20 100 kg	44,310 lb

SERVICE REFILL CAPACITIES		
Fuel Tank	290 L	76.6 gal
Diesel Exhaust Fluid (DEF)	20 L	5.3 gal
Cooling System	35 L	9.2 gal
Engine Oil	13 L	3.4 gal
Hydraulic Tank	120 L	31.7 gal
Hydraulic System (including tank)	280 L	74 gal
Final Drive (each)	2.5 L	0.7 gal

TRANSMISSION		
Forward/Reverse		
1st Gear	10 km/h	6.2 mph
2nd Gear	35 km/h	21.7 mph
Creeper Speed		
1st Gear	5.5 km/h	3.4 mph
2nd Gear	15 km/h	9.3 mph
Drawbar Pull	104 kN	23,380 Lbf
Maximum Gradeability at (19 000 kg/41,850 lb)	65%	

DIMENSIONS		
Boom	VA 5.2 m (17'1")	
Stick	2.5 m (8'2")	
Bucket	GD 0.80 m <sup>3</sup> (1.05 yd <sup>3</sup> )	
Shipping Height (top of cab)	3320 mm	10'11"
Support Point	3530 mm	11'7"
Shipping Length	6260 mm	20'6"
Tail Swing Radius	1850 mm	6'1"
Counterweight Clearance	1300 mm	4'3"
Ground Clearance*	325 mm	1'1"
Overall Undercarriage Length*	5050 mm	16'7"
Wheel Base*	2700 mm	8'10"

\*Rear outrigger/front blade undercarriage

WORKING RANGES		
Boom Type	VA 5.2 m (17'1")	
Stick	2.5 m (8'2")	
Bucket	GD 0.80 m <sup>3</sup> (1.05 yd <sup>3</sup> )	
Maximum Loading Height	7770 mm	25'6"
Maximum Cutting Height	10 720 mm	35'2"
Maximum Digging Depth	5770 mm	18'11"
Maximum Reach at Ground Level	9220 mm	30'3"
Maximum Vertical Wall Digging Depth	4470 mm	14'8"

AIR CONDITIONING SYSTEM		
The air conditioning system on this machine contains the fluorinated greenhouse gas refrigerant R134a (Global Warming Potential = 1430). The system contains 0.8 kg of refrigerant which has a CO <sub>2</sub> equivalent of 1.144 metric tonnes.		



# STANDARD & OPTIONAL EQUIPMENT

Standard and optional equipment may vary. Consult your Cat dealer for details.

BOOM AND STICKS	STANDARD	OPTIONAL
5.2 m (17'1") Variable Adjustable boom	•	
2.2 m (7'3") stick		•
2.5 m (8'2") stick		•
CAB	STANDARD	OPTIONAL
ROPS, sound suppression	•	
Deluxe cab		•
Premium cab		•
High-resolution 254 mm (10 in) LCD touchscreen monitor	•	
CAT TECHNOLOGY	STANDARD	OPTIONAL
Cat Product Link™	•	
Remote Flash/Troubleshoot capability	•	
ELECTRICAL SYSTEM	STANDARD	OPTIONAL
LED lights on chassis (left-hand, right-hand) and counterweight	•	
Programmable time-delay LED working lights	•	
Roading and indicator lights, front and rear	•	
Maintenance-free batteries	•	
Centralized electrical disconnect switch	•	
Electrical refueling pump		•
ENGINE	STANDARD	OPTIONAL
Cat C4.4 diesel engine	•	
Power mode selector	•	
One-touch low idle with auto engine speed control	•	
Auto engine idle shutdown	•	
52°C (125°F) high-ambient cooling capacity	•	
-18°C (0°F) cold start capability	•	
Sealed double element air filter with integrated precleaner	•	
Electric fuel priming pump	•	
On-demand electric cooling fans	•	
Biodiesel capability up to B20	•	
HYDRAULIC SYSTEM	STANDARD	OPTIONAL
Automatic swing brake	•	
Auto hydraulic oil warm up	•	
Electronic main control valve	•	
Boom, stick, and bucket drift reduction valves	•	
1-slider joysticks		•
2-slider joysticks		•
Second high-pressure auxiliary circuit (one/two-way high-pressure flow)		•

HYDRAULIC SYSTEM, CONT.	STANDARD	OPTIONAL
Medium pressure auxiliary circuit (one/two-way medium-pressure flow)		•
Heavy lift mode	•	
Quick coupler circuit for CW-dedicated coupler	•	
SmartBoom™		•
Ride control		•
Cat tiltrotator support		•
Joystick steering		•
Separate dedicated swing pump	•	
Adjustable hydraulic aggressiveness	•	
Electronic pattern changer	•	
Auxiliary high pressure circuit	•	
SAFETY AND SECURITY	STANDARD	OPTIONAL
Rear- and right-side-view cameras	•	
360° visibility		•
Cat Asset Tracker		•
Wide angle mirrors	•	
Ground-level engine shutoff switch	•	
Anti-skid plate and countersunk bolts on service platform	•	
Travel alarm		•
SERVICE AND MAINTENANCE	STANDARD	OPTIONAL
Sampling ports for Scheduled Oil Sampling (S·O·S <sup>SM</sup> )	•	
Automatic lubrication system for implement and swing system		•
UNDERCARRIAGE AND STRUCTURES	STANDARD	OPTIONAL
10.00-20 16 PR, dual tires		•
11.00-20 16 PR, dual tires		•
315/70R22.5, no gap dual tires		•
445/70R 19.5, single tires		•
Creeper speed	•	
Electronic swing and travel lock	•	
Heavy-duty axles, advanced disc brake system and travel motor, adjustable braking force	•	
Oscillating front axle, lockable, with remote greasing point	•	
Automatic brake/axle lock	•	
4300 kg (9,460 lb) counterweight	•	
All wheel drive	•	

**Not all features are available in all regions. Please check with your local Cat dealer for specific offering availability in your area.**  
For additional information, refer to the Technical Specifications brochures for the M317 available at [www.cat.com](http://www.cat.com) or your Cat dealer.

For more complete information on Cat products, dealer services and industry solutions, visit us on the web at [www.cat.com](http://www.cat.com).

© 2021 Caterpillar. All Rights Reserved.

VisionLink® is a trademark of Trimble Navigation Limited, registered in the United States and in other countries.

Materials and specifications are subject to change without notice. Featured machines in photos may include additional equipment. See your Cat dealer for available options.

CAT, CATERPILLAR, LET'S DO THE WORK, their respective logos, Product Link, SmartBoom, S-O-S, "Caterpillar Corporate Yellow", the "Power Edge" and Cat "Modern Hex" trade dress as well as corporate and product identity used herein, are trademarks of Caterpillar and may not be used without permission.

[www.cat.com](http://www.cat.com) [www.caterpillar.com](http://www.caterpillar.com)

AEXQ3292-00  
Build Number: 07A  
(Europe)

