


M320

WHEELED EXCAVATOR



Engine Power (ISO 14396:2002)	129 kW (174 hp)
Operating Weight Maximum	21 200 kg (40,740 lbs)

Meets U.S. EPA Tier 4 Final, EU Stage V, and Korea Tier 4 Final emission standards.



THE NEW CAT® M320

BOOSTING EFFICIENCY

The Cat® M320 Excavator maximizes performance with up to 16 percent more swing torque to get the job done faster. Save time and money with up to 10 percent overall savings in maintenance costs, longer service intervals, and 100 percent daily ground level maintenance. Combined with a comfortable working environment, the M320 keeps you working quickly and efficiently.



NEXT GENERATION WHEELED EXCAVATORS

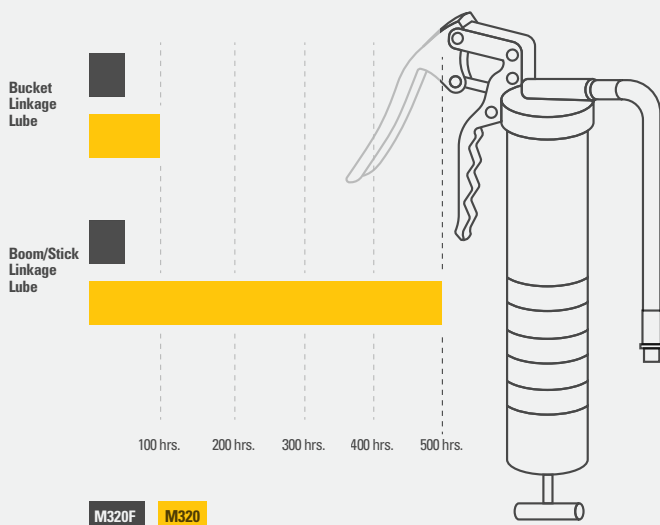
The new line of Cat Excavators offers more choices than ever for your business.

- + LOWER OPERATING AND MAINTENANCE COSTS
- + INCREASED OPERATOR EFFICIENCY AND VISIBILITY
- + MORE IN-CAB COMFORT

Ready to help you make your business stronger, Cat Next Generation Wheeled Excavators give you new ways to get the most work done at a cost that fits your business.



DO MORE WORK WITH EXTENDED INTERVALS



MAXIMIZE PERFORMANCE

Work faster with up to 16 percent more swing torque with lower fuel and DEF consumption. Tiltrotator integration gives you more versatility to complete more tasks faster with one machine.

UP TO 10% LOWER MAINTENANCE COSTS


Fewer maintenance costs, combined with 100 percent daily ground-level maintenance and extended service intervals, increase uptime and keep overall costs down.

ENHANCED CAB COMFORT

Operate comfortably with the ergonomic control layout and cab options. Get better visibility with rear- and side-view cameras and an optional 360° machine view system.

NEW CAB DESIGN MAKES HARD WORK EASY

Comfort and movement efficiency help keep you productive and alert all shift long. A tip-up left console lets you get in and out of the cab easily, and the standard seat is wide and adjustable for operators of virtually any size.



ERGONOMIC CONTROL LAYOUT

Controls are easy to reach, allowing you to operate comfortably with minimal twists and turns.

REDUCED CAB VIBRATIONS

Work more comfortably with reduced cab vibrations from advanced viscous mounts. The standard ROPS cab meets ISO 12117-2:2008 requirements and helps block outside noise.

BLUETOOTH® CONNECTION

Bluetooth-integrated radio allows for seamless mobile phone connection to listen to music, podcasts, and hands-free calling.



POWER MODES

Set and store your power mode preference using Operator ID. Owners can lock in the mode they want their operators to use to help manage fuel consumption.



KEYLESS PUSH TO START

The M320 uses a keyless push-button engine start. This adds security for the machine by using Operator ID codes to limit and track machine access. Codes can be entered manually, via an optional Bluetooth key fob, or smartphone app.



CUSTOMIZABLE JOYSTICKS

Joystick function can be customized through the monitor. Joystick pattern as well as response can be set to match operator preference. All preferences are saved with the Operator ID and restored at login.



TOUCHSCREEN MONITOR

Most machine settings can be controlled through the high resolution 203 mm (8-inch) touchscreen monitor. It offers 42 languages and is easy to read from the seat.

LOWER MAINTENANCE COSTS
UP TO 10%



DO MORE. PAY LESS.

With extended and more synchronized maintenance intervals, you get more done at a lower cost. Consolidated filter locations make service faster.

INFORMATION AT YOUR FINGERTIPS

View operating information such as fuel and oil levels as well as critical service alerts on the in-cab touchscreen monitor. Your machine's filter life and maintenance intervals are also trackable on the in-cab monitor

NEW LONGER-LASTING FILTERS

The new hydraulic oil filter provides improved filtration performance, anti-drain valves to keep oil clean when the filter is replaced, and lasts up to 50 percent longer than previous filter designs.

SAFETY FEATURES

LOOK OUT FOR YOUR PEOPLE AND EQUIPMENT



GROUND-LEVEL DAILY MAINTENANCE

All daily maintenance checks can be performed from ground level, making maintenance faster, easier, and safer. Checkpoints include the engine oil dipstick, fuel water separator, fuel tank water and sediment drains, and cooling system coolant level check.

AUTO AXLE LOCK

The auto axle lock presses the pedal for you to reduce your overall number of actions. The machine automatically detects when the service brake and axle need to be locked or unlocked. It releases automatically when you press the travel pedal.

UPPER PLATFORM ACCESS

The service platform design provides easy, safe, and quick access to upper platform. The steps use anti-skid punch plate to prevent slipping.

SECURE START

Use your PIN code on the monitor, the optional Bluetooth key fob, or your smartphone to enable the push-button start feature.

SEE THE JOBSITE AROUND YOU

Enlarged windows and improved machine layout increase visibility from the seat of the cab. Standard rearview and right-side-view cameras always keep operators aware of their surroundings. An optional 360° visibility feature is also available. Powerful, long-lasting LED lights consume minimal power, keeping you safe while working in the dark.

CAT LINK TECHNOLOGY

TAKES THE GUESSWORK OUT OF MANAGING YOUR EQUIPMENT

Cat Link telematics technology helps take the complexity out of managing your jobsites by gathering data generated by your equipment, materials, and people and serving it up to you in customizable formats.



PRODUCT LINK™

Product Link collects data automatically and accurately from your assets – any type and any brand. Information such as location, hours, fuel usage, productivity, idle time, maintenance alerts, diagnostic codes, and machine health can be viewed online through web and mobile applications.



VISIONLINK®

Access information anytime, anywhere with VisionLink. Use it to make informed decisions that boost productivity, lower costs, simplify maintenance, and improve safety and security on your jobsite. With different subscription level options, your Cat dealer can help you configure exactly what you need to connect your fleet and manage your business without paying for extras you don't want. Subscriptions are available with cellular or satellite reporting (or both).



Remote Services is a suite of technologies that improve your jobsite efficiency.

Remote Troubleshoot allows your Cat dealer to perform diagnostic testing on your connected machine remotely, pinpointing potential issues while the machine is in operation. Remote Troubleshoot helps ensure the technician arrives with the correct parts and tools the first time, eliminating additional trips to save you time and money.

Remote Flash updates onboard software to potentially reduce update time by as much as 50 percent. You can initiate the update when convenient, increasing your overall operating efficiency.

The **Cat App** helps you manage your assets – at any time – right from your smartphone. You can see your fleet location, hours, and other information. You will get critical alerts for required maintenance, and you can even request service from your local Cat dealer.

INCREASE YOUR PRODUCTIVITY AND PROFIT WITH CAT ATTACHMENTS

You can easily expand the performance of your machine by utilizing any of the variety of Cat Attachments. Each Cat Attachment is designed to fit the weight and horsepower of Cat Wheeled Excavators for improved performance, safety, and stability.

BUCKETS



GRAPPLES



HYDRAULIC HAMMERS



MULTI-PROCESSORS



SHEARS



PULVERIZERS



TILTROTATORS



COMPACTORS



COUPLERS



TECHNICAL SPECIFICATIONS

See cat.com for complete specifications.

ENGINE		
Engine Model	Cat C4.4	
Engine Power – ISO 14396:2002	129 kW	174 hp
Engine Power – ISO 14396:2002 (DIN)	176 hp(Ps)	
Net Power – ISO 9249:2007	128 kW	171 hp
Net Power – ISO 9249:2007 (DIN)	174 hp(Ps)	
Bore	105 mm	4 in
Stroke	135 mm	5 in
Displacement	4.4 L	268.5 in ³
<ul style="list-style-type: none"> • Meets U.S. EPA Tier 4 Final, EU Stage V, and Korea Tier 4 Final emission standards. • Net power advertised is the power available at the flywheel when engine is equipped with fan, air cleaner, CEM exhaust gas aftertreatment, alternator, and cooling fan running at intermediate speed. • Recommended for use up to 4500 m (14,760 ft) altitude with engine power derate above 3000 m (9,840 ft). • Rated speed 2,200 rpm. 		

HYDRAULIC SYSTEM		
Main System – Maximum Flow	306 L/min	81 gal/min
Maximum Pressure – Equipment	37 000 kPa	5,366 psi
Maximum Pressure – Travel	35 000 kPa	5,076 psi
Maximum Pressure – Swing	39 500 kPa	5,729 psi

SWING MECHANISM		
Swing Speed	9.2 rpm	
Maximum Swing Torque	50 kN·m	37,000 lbf·ft

WEIGHTS		
Operating Weight Minimum	18 800 kg	41,450 lb
Operating Weight Maximum	21 200 kg	46,740 lb

SERVICE REFILL CAPACITIES		
Fuel Tank	470 L	124.2 gal
Diesel Exhaust Fluid (DEF) Tank	30 L	7.9 gal
Cooling System	31.7 L	8.4 gal
Engine Oil	13 L	3.4 gal
Hydraulic Tank	155 L	40.9 gal
Hydraulic System (including tank)	270 L	71.3 gal
Final Drive	2.5 L	0.7 gal

DIMENSIONS		
Boom	VA 5260 mm (17'3")	
Stick	Reach 2.5 m (8'2")	
Bucket	GD 0.98 m ³ (1.28 yd ³)	
Shipping Height (top of cab)	3370 mm	11'1"
Support Point	3850 mm	11'9"
Shipping Length	8925 mm	29'3"
Tail Swing Radius	2600 mm	8'6"
Counterweight Clearance	1306 mm	4'3"
Ground Clearance	420 mm	1'5"
Undercarriage Length (with blade and outrigger)	5050 mm	16'7"
Wheel Base	2700 mm	8'10"

WORKING RANGES AND FORCES		
Boom Type	VA 5260 mm (17'3")	
Stick	Reach 2.5 m (8'2")	
Bucket	GD 0.98 m ³ (1.28 yd ³)	
Loading Height	6960 mm	22'10"
Cutting Height	9950 mm	32'8"
Digging Depth	6030 mm	19'9"
Reach at Ground Level	9290 mm	30'6"
Vertical Wall Digging Depth	4230 mm	13'11"
Bucket Forces (ISO)	137 kN	30,799 lbf
Stick Forces (ISO)	92 kN	20,682 lbf
<ul style="list-style-type: none"> • Range values are with dual pneumatic tires (10.00-20). • Range values are calculated with a GD bucket (CW) and CW-30 quick coupler with a tip radius of 1535 mm (5'0"). 		

AIR CONDITIONING SYSTEM		
<ul style="list-style-type: none"> • The air conditioning system on this machine contains the fluorinated greenhouse gas refrigerant R134a (Global Warming Potential = 1430). The system contains 0.85 kg of refrigerant which has a CO₂ equivalent of 1.216 metric tonnes. 		

STANDARD & OPTIONAL EQUIPMENT

Standard and optional equipment may vary. Consult your Cat dealer for details.

CAB	STANDARD	OPTIONAL
ROPS, sound suppression	•	
Deluxe Cab		•
Premium Cab		•
High-resolution 254 mm (10 in) LCD touchscreen monitor	•	
CAT TECHNOLOGY	STANDARD	OPTIONAL
Product Link	•	
Remote Flash/Troubleshoot capability	•	
ENGINE	STANDARD	OPTIONAL
Power mode selector	•	
One-touch low idle with auto engine speed control	•	
Auto engine idle shutdown	•	
52°C (125°F) high-ambient cooling capacity	•	
-18°C (0°F) cold start capability	•	
Double element air filter with integrated precleaner	•	
Biodiesel capability up to B20	•	
On-demand electric cooling fans with auto-reverse function	•	
Electric fuel priming pump	•	
HYDRAULIC SYSTEM	STANDARD	OPTIONAL
Automatic swing brake	•	
Auto hydraulic oil warm up	•	
Electronic main control valve	•	
Boom and stick drift reduction valves	•	
Boom/stick lowering check valves		•
One-slider joysticks	•	
Two-slider joysticks		•
Combined flow/high-pressure auxiliary circuit		•
Heavy lift mode	•	
Quick coupler circuit	•	
SmartBoom™		•
Ride control		•
Cat TRS support		•
Joystick steering		•
Separate dedicated swing pump	•	

BOOM AND STICKS	STANDARD	OPTIONAL
5650 mm (18'6") one-piece boom		•
5260 mm (17'3") variable adjustable boom		•
2500 mm (8'2") stick		•
2900 mm (9'6") stick		•
UNDERCARRIAGE AND STRUCTURES	STANDARD	OPTIONAL
10.00-20 16 PR, dual tires		•
11.00-20- 16 PR, dual tires		•
315/70R 22.5, no gap dual tires		• ¹
445/70R 19.5, single tires		•
All wheel drive	•	
Automatic brake/axle lock	•	
3600 kg (7,937 kg) counterweight		• ¹
4200 kg (9,259 lb) counterweight		•
Fenders, front and rear, synthetic	•	
ELECTRICAL SYSTEM	STANDARD	OPTIONAL
LED lights on boom and cab	•	
LED lights on chassis (left-hand, right-hand) and counterweight	•	
Rooding and indicator lights, front and rear	•	
Maintenance-free batteries	•	
Centralized electrical disconnect switch	•	
Electrical refueling pump		•
SERVICE AND MAINTENANCE	STANDARD	OPTIONAL
Sampling ports for Scheduled Oil Sampling (S•O•S SM)	•	
Automatic lubrication system for implement and swing system		•
SAFETY AND SECURITY	STANDARD	OPTIONAL
Rear- and right-side-view cameras	•	
360° visibility		•
Wide angle mirrors	•	
Ground-level engine shutoff switch	•	
Anti-skid plate and countersunk bolts on service platform	•	
Signaling/warning horn	•	

¹Europe only.

Not all features are available in all regions. Please check with your local Cat dealer for specific offering availability in your area.
For additional information, refer to the Technical Specifications brochures for the M320 available at www.cat.com or your Cat dealer.

For more complete information on Cat products, dealer services and industry solutions, visit us on the web at www.cat.com.

VisionLink is a trademark of Trimble Navigation Limited, registered in the United States and in other countries.

Materials and specifications are subject to change without notice. Featured machines in photos may include additional equipment. See your Cat dealer for available options.

© 2020 Caterpillar. All Rights Reserved. CAT, CATERPILLAR, LET'S DO THE WORK, their respective logos, Product Link, SmartBoom, S•O•S, "Caterpillar Corporate Yellow", the "Power Edge" and Cat "Modern Hex" trade dress as well as corporate and product identity used herein, are trademarks of Caterpillar and may not be used without permission.

www.cat.com www.caterpillar.com

AEXQ3157-00
Build Number: 07A
(Aus-NZ, Eur,
Korea, N Am)

