



MH3260

Material Handler

Technical Specifications

Configurations and features may vary by region. Please consult your Cat® dealer for availability in your area.

Table of Contents

Specifications	2
Engine	2
Swing Mechanism	2
Weights	2
Track	2
Drive	2
Hydraulic System	2
Service Refill Capacity	2
Standards	3
Vibration Levels	3
Sound Performance	3
Air Conditioning System	3
Major Component Weights	4
Dimensions	5
Working Ranges and Forces	6
Lift Capacities	7
Work Tool Offering Guide:	
North America	11
Europe	11
Dealer Installed Kits and Attachments	12
Standard and Optional Equipment	13

MH3260 Material Handler Specifications

Engine

Engine Model	Cat® C13	
Engine Power		
ISO 14396:2002	317 kW	425 hp
ISO 14396 (metric)	431 hp	
Net Power		
ISO 9249:2007	316 kW	424 hp
ISO 9249 (metric)	430 hp	
80/1269/EEC	424 hp	
Bore	130 mm	5 in
Stroke	157 mm	6 in
Displacement	12.5 L	763 in ³
Number of Cylinders	6	
Biodiesel Capability	Up to B20 ⁽¹⁾	

- Meets U.S. EPA Tier 4 Final and EU Stage V emission standards.
- Rated speed 1,800 rpm.
- Net power advertised is the power available at the flywheel when engine is equipped with fan, air cleaner, exhaust gas aftertreatment and alternator.
- Recommended for use up to 4500 m (14,760 ft) altitude with engine power derate above 2300 m (7,545 ft).

⁽¹⁾Cat engines are compatible with the following renewable, alternative, and biodiesel* fuels that reduce greenhouse gases on a lifecycle basis:

- ✓ Up to B20 biodiesel (FAME)**
- ✓ Up to 100% HVO and GTL renewable fuels

*Refer to guidelines for successful application. Please consult your Cat dealer or “Caterpillar Machine Fluids Recommendations” (SEBU6250) for details.

**Engines with aftertreatment devices can use up to B20. Engines with no aftertreatment devices can use higher blends, up to B100.

Swing Mechanism

Swing Speed	8.44 rpm	
Maximum Swing Torque	187 kN·m	137,924 lbf·ft

Weights

Operating Weight*	60 420 kg	133,200 lb
-------------------	-----------	------------

*MH Boom, 9.1 m (29'10") industrial stick, 12 mt (26,460 lb) counterweight, 750 mm (30") triple grouser shoes, full fuel tank, 75 kg (165 lb) operator, grapple 3000 kg (6,610 lb).

Track

Standard Track Shoes Width	750 mm	30 in
Number of Shoes (each side)	52	
Number of Track Rollers (each side)	9	
Number of Carrier Rollers (each side)	3	

Drive

Gradeability	30°/58%	
Maximum Travel Speed	4.8 km/h	3.0 mph
Maximum Drawbar Pull	239 kN	53,729 lbf

Hydraulic System

Main System – Maximum Flow	779 L/min (389 × 2 pumps)	206 gal (103 × 2 pumps)
Maximum Pressure – Implements	35 000 kPa	5,076 psi
Maximum Pressure – Travel	35 000 kPa	5,076 psi
Maximum Pressure – Swing	26 000 kPa	3,771 psi
Medium Pressure – Maximum Flow	60 L/min	16 gal/min
Medium Pressure – Max Pressure	20 000 kPa	2,900 psi
Cylinders		
Boom Cylinder – Bore	170 mm	6.7 in
Boom Cylinder – Stroke	1524 mm	60.0 in
Stick Cylinder – Bore	150 mm	5.9 in
Stick Cylinder – Stroke	1660 mm	65.4 in

Service Refill Capacity

Fuel Tank (total capacity)	715 L	188.9 gal
Cooling System	52 L	13.7 gal
Engine Oil (with filter)	40 L	10.6 gal
Swing Drive (each)	10.5 L	2.8 gal
Final Drive (each)	15 L	4.0 gal
Hydraulic System (including tank)	550 L	145.3 gal
Hydraulic Tank	217 L	57.3 gal
Diesel Exhaust Fluid (DEF) Tank	46 L	12.2 gal

MH3260 Material Handler Specifications

Standards

Brakes	ISO 10265:2008
FOGS (Falling Object Guard) (optional)	ISO 10262:1998 (Level II)
Cab/Sound Levels	Meets appropriate standards as listed below

Vibration Levels

Maximum Hand/Arm		
ISO 5349-2001	<2.5 m/s ²	<8.2 ft/s ²
Maximum Whole Body		
ISO/TR 25398:2006	<0.5 m/s ²	<1.6 ft/s ²
Seat Transmissibility Factor		
ISO 7096:2000-spectral class EM6	<0.7	

Sound Performance

Operator Sound	
ISO 6396:2008	72 dB(A)
Spectator Sound	
2000/14/EC	108 dB(A)

- Operator Sound – The operator sound level is measured according to the procedures specified in ISO 6396:2008, for a cab offered by Caterpillar, when properly installed and maintained and tested with the door and windows closed.
- Exterior Sound – The labeled exterior sound power level is measured according to the test procedures specified in ISO 6395:2008.
- The machine sound power level meets the criteria that are specified in the applicable regional regulations, e.g. 2000/14/EC as amended by 2005/88/EC.
- Hearing protection may be needed when operating with an open operator station and cab (when not properly maintained for doors/windows open) for extended periods or in noisy environment(s).

Air Conditioning System

The air conditioning system on this machine contains the fluorinated greenhouse gas refrigerant R134a (Global Warming Potential = 1430). The system contains 1.3 kg of refrigerant which has a CO₂ equivalent of 1.859 metric tonnes.

MH3260 Material Handler Specifications

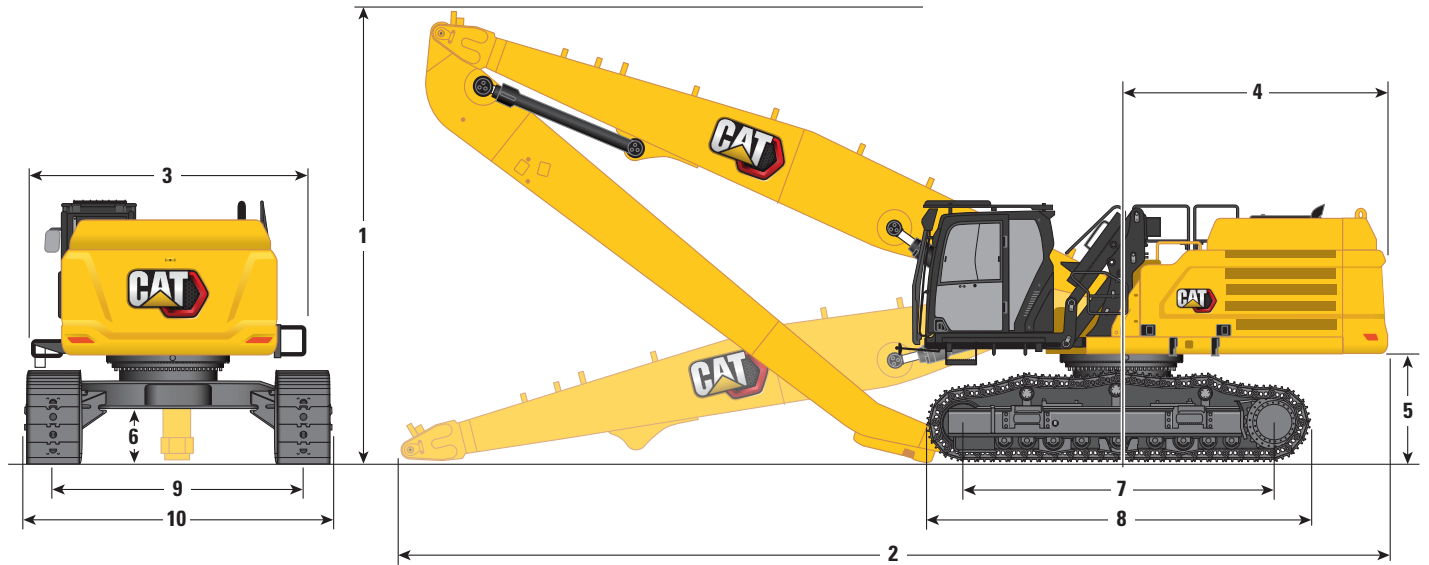
Major Component Weights

Base machine with variable gauge undercarriage with single flange track rollers and carrier rollers, with 750 mm (30") triple grouser track shoes and boom cylinders	36 780 kg	81,090 lb
Boom (including stick cylinders, pins and standard hydraulic lines):		
MH Boom 9.9 m (32'6")	5630 kg	12,410 lb
Stick (including pins and standard hydraulic lines):		
Industrial Stick 7.4 m (24'5")	2720 kg	6,000 lb
Industrial Stick 9.1 m (29'10")	3080 kg	6,790 lb
Counterweight:		
12 000 kg (26,460 lb) Counterweight	12 000 kg	26,460 lb
Two Boom Cylinders	920 kg	2,030 lb
Variable Gauge Undercarriage:		
Base Frame with DF Track Rollers and Carrier Rollers	10 460 kg	23,060 lb
Track Shoes:		
750 mm (30") Width, 15.5 mm (0.6") Thick, Triple Grouser Track Shoes	6040 kg	13,320 lb
Optional Equipment:		
FOGS Guard	130 kg	290 lb
Grapples (with mounting bracket):		
GSH455-1000-S (1.00 m ³ /1.3 yd ³)	2668 kg	5,880 lb
GSH455-1500-S (1.50 m ³ /2.0 yd ³)	2711 kg	5,980 lb
GSH555-1000-S (1.00 m ³ /1.3 yd ³)	3192 kg	7,040 lb

MH3260 Material Handler Specifications

Dimensions

All Dimensions are approximate.



Boom Option

MH Boom
9.9 m (32'6")

Stick Option

Industrial
7.4 m (24'5")

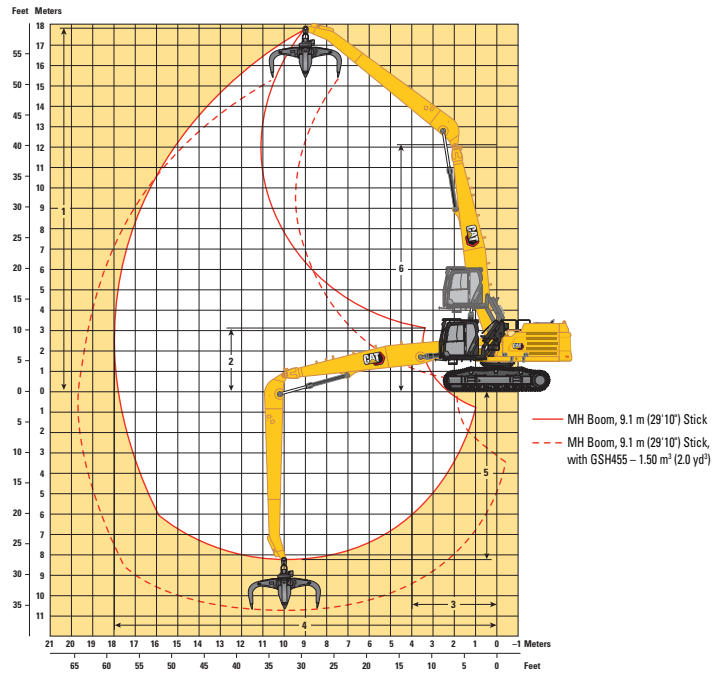
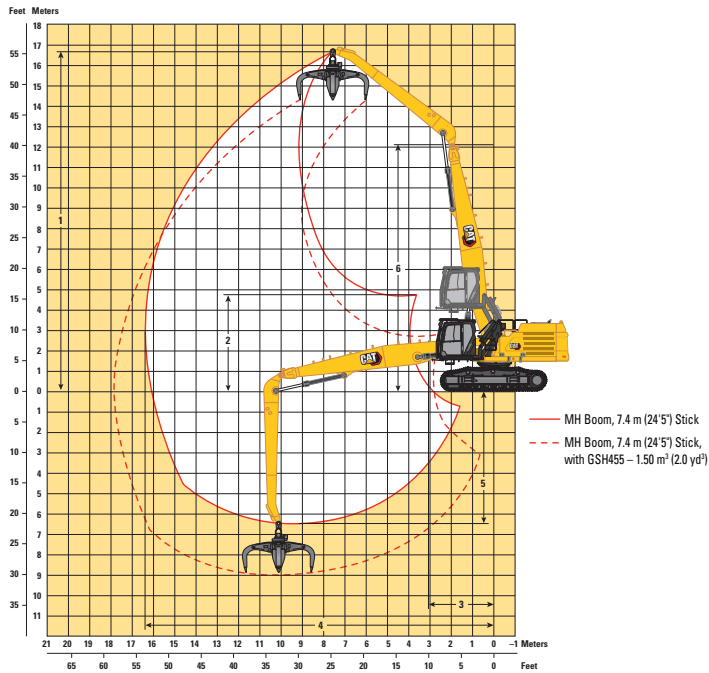
Industrial
9.1 m (29'10")

	Industrial 7.4 m (24'5")		Industrial 9.1 m (29'10")
1 Machine Height			
Shipping Height – without Falling Object Guard, without Stick	3540 mm	11'7"	3540 mm
Shipping Height – with Falling Object Guard, without Stick	3580 mm	11'9"	3580 mm
Cab Lowered – without Falling Object Guard	3540 mm	11'7"	3540 mm
Cab Lowered – with Falling Object Guard	3580 mm	11'9"	3580 mm
Cab Raised – without Falling Object Guard	6030 mm	19'9"	6030 mm
Cab Raised – with Falling Object Guard	6175 mm	20'3"	6175 mm
With Boom/Stick Installed	3890 mm	12'9"	6730 mm
2 Machine Length			
Shipping Length – without Stick	13 710 mm	45'0"	13 710 mm
With Boom/Stick Installed	14 010 mm	46'0"	13 270 mm
3 Upper Frame Width			
Without Walkways and Handrails	2970 mm	9'9"	2970 mm
Including Walkways and Handrails	3830 mm	12'7"	3830 mm
4 Tail Swing Radius	3760 mm	12'4"	3760 mm
5 Counterweight Clearance	1420 mm	4'8"	1420 mm
6 Ground Clearance	710 mm	2'4"	710 mm
7 Track Length – Length to Center of Rollers	4340 mm	14'3"	4340 mm
8 Track Length	5370 mm	17'7"	5370 mm
9 Track Gauge			
Variable Gauge Undercarriage – Retracted	3220 mm	10'7"	3220 mm
Variable Gauge Undercarriage – Extended	3720 mm	12'2"	3720 mm
10 Undercarriage Width			
Variable Gauge Undercarriage Retracted – 750 mm (30") Shoes	4010 mm	13'2"	4010 mm
Variable Gauge Undercarriage Extended – Extended	4510 mm	14'10"	4510 mm

MH3260 Material Handler Specifications

Working Ranges and Forces

All dimensions are approximate.



Boom Option

MH Boom 9.9 m (32'6")

Stick Option

Industrial 7.4 m (24'5")

Industrial 9.1 m (29'10")

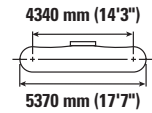
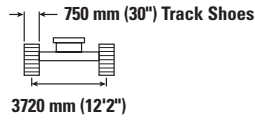
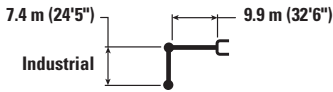
	Industrial 7.4 m (24'5")	55'0"	Industrial 9.1 m (29'10")	58'6"
1 Maximum Height*	16 770 mm	55'0"	17 820 mm	58'6"
2 Minimum Height*	4780 mm	15'8"	3120 mm	10'3"
3 Minimum Swing Radius - Front	3090 mm	10'2"	4000 mm	13'1"
4 Maximum Reach*	16 450 mm	54'0"	18 000 mm	59'1"
5 Maximum Depth*	6470 mm	21'3"	8150 mm	26'9"
6 Boom Pin Height	12 120 mm	39'9"	12 120 mm	39'9"

*Dimensions refer to stick nose pin.

MH3260 Material Handler Specifications

Lift Capacities – Counterweight: 12 000 kg (26,460 lb)

Without attachment



Lift Height mm ft/in	kg lb	3000 mm (10'0")		4500 mm (15'0")		6000 mm (20'0")		7500 mm (25'0")		9000 mm (30'0")		mm ft/in		
		Industrial	Attachment	Industrial	Attachment	Industrial	Attachment	Industrial	Attachment	Industrial	Attachment	Industrial	Attachment	
15 000 mm 50'0"	kg lb									*9350 *19,550	*9350 *19,550	*7100 *15,900	*7100 *15,900	10 480 33'4"
13 500 mm 45'0"	kg lb											*6650 *14,700	*6650 *14,700	12 080 38'11"
12 000 mm 40'0"	kg lb											*6350 *14,050	*6350 *14,050	13 320 43'2"
10 500 mm 35'0"	kg lb											*6200 *13,700	*6200 *13,700	14 290 46'6"
9000 mm 30'0"	kg lb									*11 000 *23,850	*11 000 *23,850	*6150 *13,550	*6150 *13,550	15 050 49'2"
7500 mm 25'0"	kg lb									*11 350 *24,650	*11 350 *24,650	*6200 *13,600	6150 13,550	15 630 51'1"
6000 mm 20'0"	kg lb							*13 850 *30,000	*13 850 *30,000	*11 850 *25,700	*11 850 *25,700	*6250 *13,750	5800 12,800	16 050 52'6"
4500 mm 15'0"	kg lb			*24 350 *52,500	*24 350 *52,500	*18 300 *39,500	*18 300 *39,500	*14 700 *31,850	*14 700 *31,850	*12 350 *26,750	*12 350 *26,750	6350 14,050	5550 12,250	16 310 53'5"
3000 mm 10'0"	kg lb			*15 950 *40,450	*15 950 *40,450	*19 600 *42,350	*19 600 *42,350	*15 450 *33,400	*15 450 *33,400	*12 750 *27,600	*12 750 *27,600	6200 13,700	5400 11,950	16 440 53'10"
1500 mm 5'0"	kg lb			*6650 *15,550	*6650 *15,550	*20 100 *43,550	*20 100 *43,550	*15 800 *34,200	*15 800 *34,200	*12 950 *28,050	12 750 27,500	*6000 *13,200	5350 11,800	16 420 53'10"
0 mm 0'0"	kg lb			*5700 *13,050	*5700 *13,050	*12 550 *29,100	*12 550 *29,100	*15 600 *33,850	*15 600 *33,850	*12 850 *27,750	12 300 26,450	*5700 *12,500	5350 11,800	16 270 53'4"
-1500 mm -5'0"	kg lb	*3800 *8,500	*3800 *8,500	*6150 *13,850	*6150 *13,850	*10 800 *24,750	*10 800 *24,750	*14 900 *32,250	*14 900 *32,250	*12 350 *26,650	11 950 25,700	*5300 *11,700	*5300 *11,700	15 970 52'4"
-3000 mm -10'0"	kg lb			*6950 *15,600	*6950 *15,600	*10 650 *24,200	*10 650 *24,200	*13 600 *29,400	*13 600 *29,400	*11 400 *24,600	*11 400 *24,600	*4850 *10,700	*4850 *10,700	15 520 50'10"
-4500 mm -15'0"	kg lb					*11 100 *25,200	*11 100 *25,200	*11 750 *25,350	*11 750 *25,350	*10 000 *21,550	*10 000 *21,550	*4300 *9,350	*4300 *9,350	14 900 48'9"
-6000 mm -20'0"	kg lb							*9350 *20,800	*9350 *20,800	*8150 *17,350	*8150 *17,350	*5200 *11,700	*5200 *11,700	12 500 40'0"



ISO 10567



* Indicates that the load is limited by hydraulic lifting capacity rather than tipping load. The above loads are in compliance with hydraulic excavator lift capacity standard ISO 10567:2007. They do not exceed 87% of hydraulic lifting capacity or 75% of tipping load. Weight of all lifting accessories must be deducted from the above lifting capacities. Lifting capacities are based on the machine standing on a firm, uniform supporting surface. The use of a work tool attachment point to handle/lift objects, could affect the machine lift performance.

Lift capacity stays with ±5% for all available track shoes.

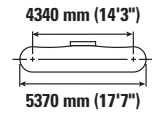
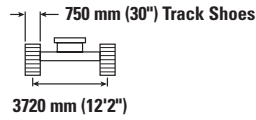
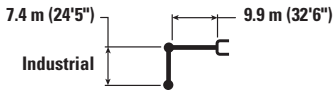
Always refer to the appropriate Operation and Maintenance Manual for specific product information.

(continued on next page)

MH3260 Material Handler Specifications

Lift Capacities – Counterweight: 12 000 kg (26,460 lb) (continued)

Without attachment



		10 500 mm (35'0")		12 000 mm (40'0")		13 500 mm (45'0")		15 000 mm (50'0")				mm ft/in
15 000 mm 50'0"	kg lb									*7100 *15,900	*7100 *15,900	10 480 33'4"
13 500 mm 45'0"	kg lb	*9250 *19,350	*9250 *19,350	*6800 *18,400	*6800 *18,400					*6650 *14,700	*6650 *14,700	12 080 38'11"
12 000 mm 40'0"	kg lb	*9650 *21,100	*9650 *21,100	*8850 *18,400	*8850 *18,400					*6350 *14,050	*6350 *14,050	13 320 43'2"
10 500 mm 35'0"	kg lb	*9700 *21,100	*9700 *21,100	*8850 *19,250	*8850 *19,250	*8050 *16,250	*8050 *16,250			*6200 *13,700	*6200 *13,700	14 290 46'6"
9000 mm 30'0"	kg lb	*9850 *21,400	*9850 *21,400	*8900 *19,400	*8900 *19,400	*8150 *17,650	8000 17,150	*6300 *15,850	*6300 14,150	*6150 *13,550	*6150 *13,550	15 050 49'2"
7500 mm 25'0"	kg lb	*10 100 *21,900	*10 100 *21,900	*9050 *19,650	*9050 *19,650	*8200 *17,750	7900 16,950	*7400 *15,850	6600 14,150	*6200 *13,600	6150 13,550	15 630 51'1"
6000 mm 20'0"	kg lb	*10 350 *22,500	*10 350 *22,500	*9200 *19,950	*9200 *19,950	*8250 *17,850	7750 16,650	*7400 15,900	6500 13,950	*6250 *13,750	5800 12,800	16 050 52'6"
4500 mm 15'0"	kg lb	*10 650 *23,100	*10 650 *23,100	*9350 *20,250	9050 19,500	*8300 *17,950	7550 16,250	7300 15,650	6400 13,700	6350 14,050	5550 12,250	16 310 53'5"
3000 mm 10'0"	kg lb	*10 850 *23,550	10 700 23,000	*9450 *20,400	8800 18,900	*8300 *17,900	7350 15,850	7150 15,400	6250 13,450	6200 13,700	5400 11,950	16 440 53'10"
1500 mm 5'0"	kg lb	*10 950 *23,650	10 300 22,150	*9400 *20,350	8500 18,350	*8200 *17,650	7200 15,450	7050 15,150	6150 13,200	*6000 *13,200	5350 11,800	16 420 53'10"
0 mm 0'0"	kg lb	*10 800 *23,350	9950 21,450	*9250 *19,950	8300 17,800	*7950 *17,100	7000 15,100	*6750 *14,450	6050 13,000	*5700 *12,500	5350 11,800	16 270 53'4"
-1500 mm -5'0"	kg lb	*10 400 *22,400	9700 20,850	*8850 *19,000	8100 17,400	*7500 *16,100	6900 14,800	*6250 *13,250	5950 12,800	*5300 *11,700	*5300 *11,700	15 970 52'4"
-3000 mm -10'0"	kg lb	*9650 *20,750	9500 20,500	*8150 *17,450	7950 17,150	*6800 *14,500	6800 *14,500	*5450 *11,300	*5450 *11,300	*4850 *10,700	*4850 *10,700	15 520 50'10"
-4500 mm -15'0"	kg lb	*8500 *18,200	*8500 *18,200	*7100 *15,150	*7100 *15,150	*5750 *12,050	*5750 *12,050			*4300 *9,350	*4300 *9,350	14 900 48'9"
-6000 mm -20'0"	kg lb	*6900 *14,600	*6900 *14,600	*5600 *11,750	*5600 *11,750					*5200 *11,700	*5200 *11,700	12 500 40'0"



ISO 10567



* Indicates that the load is limited by hydraulic lifting capacity rather than tipping load. The above loads are in compliance with hydraulic excavator lift capacity standard ISO 10567:2007. They do not exceed 87% of hydraulic lifting capacity or 75% of tipping load. Weight of all lifting accessories must be deducted from the above lifting capacities. Lifting capacities are based on the machine standing on a firm, uniform supporting surface. The use of a work tool attachment point to handle/lift objects, could affect the machine lift performance.

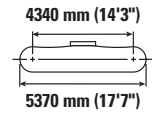
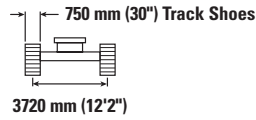
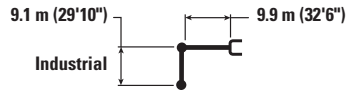
Lift capacity stays with ±5% for all available track shoes.

Always refer to the appropriate Operation and Maintenance Manual for specific product information.

MH3260 Material Handler Specifications

Lift Capacities – Counterweight: 12 000 kg (26,460 lb)

Without attachment



Reach mm ft/in	Unit	1500 mm (5'0")		3000 mm (10'0")		4500 mm (15'0")		6000 mm (20'0")		7500 mm (25'0")		9000 mm (30'0")		mm ft/in		
		kg lb	kg lb	kg lb	kg lb	kg lb	kg lb	kg lb	kg lb	kg lb	kg lb	kg lb	kg lb	kg lb	kg lb	
15 000 mm 50'0"	kg lb													*5000 *11,100	*5000 *11,100	12 810 41'2"
13 500 mm 45'0"	kg lb													*4700 *10,450	*4700 *10,450	14 150 45'10"
12 000 mm 40'0"	kg lb													*4550 *10,050	*4550 *10,050	15 230 49'6"
10 500 mm 35'0"	kg lb													*4450 *9,800	*4450 *9,800	16 090 52'5"
9000 mm 30'0"	kg lb													*4400 *9,700	*4400 *9,700	16 770 54'9"
7500 mm 25'0"	kg lb													*4400 *9,700	*4400 *9,700	17 290 56'7"
6000 mm 20'0"	kg lb											*10 350 *22,500	*10 350 *22,500	*4450 *9,800	*4450 *9,800	17 670 57'10"
4500 mm 15'0"	kg lb									*12 850 *27,800	*12 850 *27,800	*10 950 *23,750	*10 950 *23,750	*4550 *10,000	4500 9,850	17 920 58'8"
3000 mm 10'0"	kg lb					*22 950 *49,600	*22 950 *49,600	*17 200 *37,200	*17 200 *37,200	*13 800 *29,900	*13 800 *29,900	*11 550 *25,000	*11 550 *25,000	*4700 *10,300	4350 9,600	18 040 59'1"
1500 mm 5'0"	kg lb					*23 150 *55,350	*23 150 *55,350	*18 600 *40,200	*18 600 *40,200	*14 600 *31,600	*14 600 *31,600	*12 000 *26,000	*12 000 *26,000	*4900 *10,700	4300 9,450	18 030 59'1"
0 mm 0'0"	kg lb			*3350 *7,600	*3350 *7,600	*8550 *19,700	*8550 *19,700	*19 200 *41,600	*19 200 *41,600	*15 000 *32,450	*15 000 *32,450	*12 250 *26,500	12 150 26,150	*4750 *10,450	4300 9,450	17 890 58'8"
-1500 mm -5'0"	kg lb	*2200 *4,950	*2200 *4,950	*3700 *8,250	*3700 *8,250	*6800 *15,450	*6800 *15,450	*13 850 *32,000	*13 850 *32,000	*14 900 *32,250	*14 900 *32,250	*12 150 *26,300	11 650 25,000	*4500 *9,900	4350 9,600	17 620 57'9"
-3000 mm -10'0"	kg lb			*4350 *9,700	*4350 *9,700	*6700 *15,050	*6700 *15,050	*11 400 *25,950	*11 400 *25,950	*14 300 *30,850	*14 300 *30,850	*11 700 *25,300	11 250 24,200	*4200 *9,200	*4200 *9,200	17 220 56'5"
-4500 mm -15'0"	kg lb			*5050 *11,250	*5050 *11,250	*7000 *15,750	*7000 *15,750	*10 750 *24,350	*10 750 *24,350	*13 100 *28,300	*13 100 *28,300	*10 900 *23,450	*10 900 *23,450	*3800 *8,300	*3800 *8,300	16 670 54'7"
-6000 mm -20'0"	kg lb					*7500 *16,900	*7500 *16,900	*10 800 *24,500	*10 800 *24,500	*11 450 *24,550	*11 450 *24,550	*9600 *20,550	*9600 *20,550	*3350 *7,500	*3350 *7,500	15 890 51'8"
-7500 mm -25'0"	kg lb									*9150 *19,500	*9150 *19,500	*7800 *16,550	*7800 *16,550	*4200 *9,600	*4200 *9,600	13 400 42'11"



ISO 10567



* Indicates that the load is limited by hydraulic lifting capacity rather than tipping load. The above loads are in compliance with hydraulic excavator lift capacity standard ISO 10567:2007. They do not exceed 87% of hydraulic lifting capacity or 75% of tipping load. Weight of all lifting accessories must be deducted from the above lifting capacities. Lifting capacities are based on the machine standing on a firm, uniform supporting surface. The use of a work tool attachment point to handle/lift objects, could affect the machine lift performance.

Lift capacity stays with ±5% for all available track shoes.

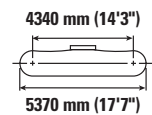
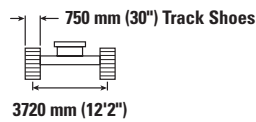
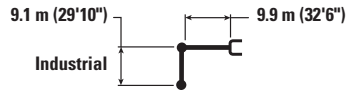
Always refer to the appropriate Operation and Maintenance Manual for specific product information.

(continued on next page)

MH3260 Material Handler Specifications

Lift Capacities – Counterweight: 12 000 kg (26,460 lb) (continued)

Without attachment



Reach mm ft/in	Unit	10 500 mm (35'0")		12 000 mm (40'0")		13 500 mm (45'0")		15 000 mm (50'0")		16 500 mm (55'0")		18 000 mm (60'0")		mm ft/in		
15 000 mm 50'0"	kg lb	*16,100	*16,100	*6150 *12,350	*6150 *12,350									*5000 *11,100	*5000 *11,100	12 810 41'2"
13 500 mm 45'0"	kg lb			*7400 *15,600	*7400 *15,600	*5750 *11,400	*5750 *11,400							*4700 *10,450	*4700 *10,450	14 150 45'10"
12 000 mm 40'0"	kg lb			*7750 *16,900	*7750 *16,900	*7000 *14,600	*7000 *14,600	*4950	*4950					*4550 *10,050	*4550 *10,050	15 230 49'6"
10 500 mm 35'0"	kg lb			*7750 *16,900	*7750 *16,900	*7200 *15,650	*7200 *15,650	*6300 *12,750	*6300 *12,750					*4450 *9,800	*4450 *9,800	16 090 52'5"
9000 mm 30'0"	kg lb	*18,700	*18,700	*7850 *17,100	*7850 *17,100	*7250 *15,700	*7250 *15,700	*6650 *14,450	6550 14,000	*4950	*4950			*4400 *9,700	*4400 *9,700	16 770 54'9"
7500 mm 25'0"	kg lb	*8850 *19,250	*8850 *19,250	*8050 *17,450	*8050 *17,450	*7350 *15,900	*7350 *15,900	*6700 *14,500	6450 13,850	*6050 *12,000	5400 11,500			*4400 *9,700	*4400 *9,700	17 290 56'7"
6000 mm 20'0"	kg lb	*9200 *19,950	*9200 *19,950	*8250 *17,900	*8250 *17,900	*7450 *16,150	*7450 *16,150	*6750 *14,600	6350 13,550	6100 13,000	5300 11,350			*4450 *9,800	*4450 *9,800	17 670 57'10"
4500 mm 15'0"	kg lb	*9550 *20,750	*9550 *20,750	*8500 *18,350	*8500 *18,350	*7550 *16,400	7400 15,900	*6800 *14,700	6200 13,250	6000 12,800	5200 11,150			*4550 *10,000	4500 9,850	17 920 58'8"
3000 mm 10'0"	kg lb	*9900 *21,500	*9900 *21,500	*8700 *18,800	8650 18,600	*7650 *16,600	7150 15,400	*6800 *14,700	6000 12,900	5850 12,600	5100 10,950	*4800 4350		*4700 *10,300	4350 9,600	18 040 59'1"
1500 mm 5'0"	kg lb	*10 200 *22,050	10 200 21,900	*8800 *19,050	8300 17,850	*7700 *16,650	6950 14,850	6700 14,400	5850 12,550	5750 12,350	5000 10,700	*4950 4300		*4900 *10,700	4300 9,450	18 030 59'1"
0 mm 0'0"	kg lb	*10 300 *22,250	9750 20,950	*8850 *19,050	8000 17,200	*7650 *16,500	6700 14,400	6550 14,100	5700 12,200	5650 12,150	4900 10,500			*4750 *10,450	4300 9,400	17 890 58'8"
-1500 mm -5'0"	kg lb	*10 200 *22,000	9350 20,150	*8700 *18,700	7750 16,600	*7450 *16,050	6500 14,000	*6400 *13,700	5550 11,950	*5350 *11,400	4800 10,300			*4500 *9,900	4350 9,600	17 620 57'9"
-3000 mm -10'0"	kg lb	*9800 *21,150	9100 19,550	*8300 *17,900	7550 16,200	*7050 *15,150	6350 13,700	*5950 *12,700	5450 11,750	*4850 *10,050	4750 *10,050			*4200 *9,200	*4200 *9,200	17 220 56'5"
-4500 mm -15'0"	kg lb	*9100 *19,600	8900 19,150	*7700 *16,500	7400 15,900	*6450 *13,750	6250 13,500	*5300 *11,100	*5300 *11,100	*3950 *11,100	*3950			*3800 *8,300	*3800 *8,300	16 670 54'7"
-6000 mm -20'0"	kg lb	*8050 *17,200	*8050 *17,200	*6750 *14,300	*6750 *14,300	*5500 *11,550	*5500 *11,550	*4250 *8,650	*4250 *8,650					*3350 *7,500	*3350 *7,500	15 890 51'8"
-7500 mm -25'0"	kg lb	*6550 *13,800	*6550 *13,800	*5350 *11,150	*5350 *11,150									*4200 *9,600	*4200 *9,600	13 400 42'11"



ISO 10567



* Indicates that the load is limited by hydraulic lifting capacity rather than tipping load. The above loads are in compliance with hydraulic excavator lift capacity standard ISO 10567:2007. They do not exceed 87% of hydraulic lifting capacity or 75% of tipping load. Weight of all lifting accessories must be deducted from the above lifting capacities. Lifting capacities are based on the machine standing on a firm, uniform supporting surface. The use of a work tool attachment point to handle/lift objects, could affect the machine lift performance.

Lift capacity stays with ±5% for all available track shoes.

Always refer to the appropriate Operation and Maintenance Manual for specific product information.

MH3260 Material Handler Specifications

Work Tool Offering Guide – North America

Not all Attachments are available in all regions. Consult your Cat dealer for configurations available in your region.

PIN-ON ATTACHMENTS

Undercarriage		MH	
Counterweight		12 000 kg (26,460 lb)	
Boom Type		MH	
Stick Length		7.4 m (24'3")	9.1 m (29'10")
Orange Peel Grapples	GSH455-1000	●	○
	GSH455-1500	○	◇
	GSH455-2000	○	
	GSH555-1000	●	◇
	GSH555-1500	○	

Maximum Material Density

- 1800 kg/m³ (3,000 lb/yd³)
- 1200 kg/m³ (2,000 lb/yd³)
- ◇ 600 kg/m³ (1,000 lb/yd³)
- No Match

Work Tool Offering Guide – Europe

Not all Attachments are available in all regions. Consult your Cat dealer for configurations available in your region.

PIN-ON ATTACHMENTS

Undercarriage		MH	
Counterweight		12 000 kg (26,460 lb)	
Boom Type		MH	
Stick Length		7.4 m (24'3")	9.1 m (29'10")
Orange Peel Grapples	GSH455-1000	●	○
	GSH455-1500	○	◆
	GSH455-2000	○	
	GSH555-1000	●	◆
	GSH555-1500	○	
Clamshell Grapples	CTV30-1700	○	◆
	CTV30-1900	○	
	CTV30-2300	◆	
	CTV30-2700	◆	

Maximum Material Density

- 1800 kg/m³ (3,000 lb/yd³)
- 1200 kg/m³ (2,000 lb/yd³)
- ◆ 900 kg/m³ (1,500 lb/yd³)
- No Match

MH3260 Material Handler Specifications

Dealer Installed Kits and Attachments

Attachments may vary. Consult your Cat dealer for details.

CAB

- Dual exit rear window kit (Canadian regulation)

SAFETY AND SECURITY

- 76 mm (3") retractable seat belt

GUARDS

- Mesh guard full front (not compatible with cab light cover, rain protector)
- Mesh guard lower half front
- Full protection vandalism guard

ELECTRICAL

- Jump start wiring

MH3260 Standard and Optional Equipment

Standard and Optional Equipment

Standard and optional equipment may vary. Consult your Cat dealer for details.

	Standard	Optional		Standard	Optional
CAB			CAT TECHNOLOGY		
Advanced sound suppressed cab with rubber mount	✓		Cat Product Link™	✓	
High-resolution 254 mm (10") LCD touchscreen monitor	✓		Remote Services capability	✓	
Automatic bi-level air conditioner	✓		ENGINE		
Jog dial and shortcut keys for monitor control	✓		Diesel engine C13 Tier 4 Final	✓	
Keyless push-to-start engine control	✓		-32° C (-25° F) cold start capability	✓	
Tilt-up left-side console	✓		52° C (125° F) high ambient temperature capability	✓	
Air suspension premium seat with headrest, heater, ventilator	✓		Primary filter with water separator, water separator indicator switch, and fuel absolute pressure sensor in fuel line	✓	
Height-adjustable console, infinite with no tool	✓		Integrated precleaner air filter	✓	
51 mm (2") orange seat belt	✓		Biodiesel capable (up to B20)	✓	
Bluetooth® integrated radio (including USB, aux port and microphone)	✓		115 amp alternator	✓	
2 × 12V DC outlets	✓		Three vertical side-by-side cooling system	✓	
Document storage	✓		Automatic engine speed control	✓	
Rear storage with net	✓		Electric fuel priming pump	✓	
Overhead storage with net	✓		Secure start with Personal Identification Number (PIN) code	✓	
Cup holder	✓		Remote disable	✓	
Fixed one piece windshield (P5A glass)	✓		Dual stage 5.5 micron primary filter and 4.4 micron 2nd/3rd filter in Fuel Line	✓	
Parallel wiper with washer	✓		HYDRAULIC SYSTEM		
Fixed P5A glass roof window (with one piece windshield)	✓		Hydraulic main pump	✓	
Dome and lower LED interior lights	✓		Main control valve	✓	
Floor welcome light	✓		Auto warm up	✓	
Roller front sunscreen	✓		Cooling fan pump and motor	✓	
Roller rear sunscreen	✓		Swing motor	✓	
Rear window emergency exit	✓		Travel motor	✓	
Washable floor mat	✓		Boom and stick regeneration circuits	✓	
Beacon ready	✓		Two travel speed modes	✓	
Falling object guards (FOGS)	✓		Medium pressure (grapple rotate) and cab riser valve	✓	
			Boom lowering control device and stick lowering check valve	✓	
			Capability of installing Cat Bio Hydraulic Oil	✓	
			Anti-reaction valve	✓	
			Automatic swing parking brake	✓	
			Hydraulic return filters	✓	
			Fine swing capability	✓ ⁽¹⁾	

⁽¹⁾North America only

(continued on next page)

MH3260 Standard and Optional Equipment

Standard and Optional Equipment *(continued)*

Standard and optional equipment may vary. Consult your Cat dealer for details.

	Standard	Optional		Standard	Optional
UNDERCARRIAGE AND STRUCTURES			SERVICE AND MAINTENANCE		
Grease lubricated track GLT4, resin seal	✓		Service platform with anti-skid plate and recessed bolts	✓	
Guard, heavy duty bottom without swivel guard nor travel motor protection (recessed bolts)	✓		Grouped location for engine oil and fuel filters	✓	
Guard, heavy duty travel motor protection	✓		Sampling ports for Scheduled Oil Sampling (S·O·S SM)	✓	
Towing eye on base frame (ISO 15818 compliant)	✓		Remote flash	✓	
Three piece track guiding guard	✓		Diagnostic technician (Remote ET)	✓	
BOOMS, STICKS AND LINKAGES			SAFETY AND SECURITY		
9.9 m (32'6") Material Handler boom	✓		RH handrail and hand hold (ISO 2867 compliant)	✓	
7.4 m (24'5") Industrial Stick		✓	Standard visibility mirror package	✓	
9.1 m (29'10") Industrial stick		✓	Signaling/warning horn	✓	
ELECTRICAL SYSTEM			Secondary engine shutoff switch, still accessible while cab is in raised position	✓	
Generator, 25 kW (33.5 hp) with wiring to stick nose		✓	Capability to electrically connect a beacon	✓	
Power fuse module	✓		Rear and side view cameras	✓	
Maintenance free battery	✓		Caterpillar One Key Security System	✓	
LED exterior lights (integrated into storage box and mounted on boom and stick sides)	✓		Lockable external tool/storage box	✓	
Compatible with Electronic Technician	✓		Door locks and cap locks including fuel and hydraulic tanks	✓	
			Lockable fuel drain compartment	✓	
			COOLING SYSTEM		
			Cooling fan with reverse fan function	✓	

For more complete information on Cat products, dealer services, and industry solutions, visit us on the web at www.cat.com

© 2022 Caterpillar
All rights reserved

Materials and specifications are subject to change without notice. Featured machines in photos may include additional equipment. See your Cat dealer for available options.

CAT, CATERPILLAR, LET'S DO THE WORK, their respective logos, "Caterpillar Corporate Yellow," the "Power Edge" and Cat "Modern Hex" trade dress as well as corporate and product identity used herein, are trademarks of Caterpillar and may not be used without permission.

AEXQ3207-01 (03-2022)
Replaces AEXQ3207
Build Number: 07B
(N Am, Eur)

