



340 UHD

Hydraulic Excavator

Technical Specifications

Configurations and features may vary by region. Please consult your Cat dealer for availability in your area.

Table of Contents

Specifications	2
Engine	2
Swing Mechanism	2
Weights	2
Track	2
Drive	2
Hydraulic System	3
Service Refill Capacities	3
Standards	3
Sound Performance	3
Air Conditioning System	3
Operating Weights and Ground Pressures	4
Major Component Weights	5
Dimensions	7
Working Ranges and Forces	19
Retrofit Boom (straight position) – Hydraulic Variable Gauge Undercarriage	28
Retrofit Boom (bent position) – Hydraulic Variable Gauge Undercarriage	33
Retrofit Boom (straight position) – Fixed Gauge Undercarriage	38
Retrofit Boom (bent position) – Fixed Gauge Undercarriage	46
Two-Piece Boom – Hydraulic Variable Gauge Undercarriage	54
Two-Piece Boom – Fixed Gauge Undercarriage	57
Attachments Offering Guide	
Europe	60
Japan	83
North America	85
Bucket Specifications and Compatibility:	
Europe	94
Japan	96
North America	97
Standard and Optional Equipment	99
Dealer Installed Kits and Attachments	102
340 UHD Environmental Declaration	103

340 UHD Hydraulic Excavator Specifications

Engine

Engine Model	Cat® C9.3B	
Net Power – ISO 9249	232 kW	311 hp
Engine Power – ISO 14396	234 kW	314 hp
Bore	115 mm	5 in
Stroke	149 mm	6 in
Displacement	9.3 L	568 in ³

- Meets U.S. EPA Tier 4 Final, EU Stage V, and Japan 2014.
 - Recommended for use up to 4500 m (14,760 ft) altitude with engine power derate above 2600 m (8,530 ft).
 - Advertised power is tested per the specified standard in effect at the time of manufacture.
 - Net power advertised is the power available at the flywheel when the engine is equipped with fan, air intake system, exhaust system and alternator.
 - Engine speed at 1,800 rpm.
 - All Cat nonroad U.S. EPA Tier 4 Final, EU Stage V, Japan 2014, Korea Tier 5, India CEV Stage V, and China Nonroad Stage IV diesel engines are required to use ULSD (ultra-low sulfur diesel with 15 ppm of sulfur or less) or ULSD blended with the following lower-carbon intensity fuels up to:
 - ✓ 20% biodiesel FAME (fatty acid methyl ester)*
 - ✓ 100% renewable diesel, HVO (hydrotreated vegetable oil) and GTL (gas-to-liquid) fuels
- Refer to guidelines for successful application. Please consult your Cat dealer or “Caterpillar Machine Fluids Recommendations” (SEBU6250) for details.

**Engines with no aftertreatment devices can use higher blends, up to 100% biodiesel.*

Swing Mechanism

Swing Speed (UHD)	5.20 rpm	
Swing Speed (Retrofit)	8.84 rpm	
Maximum Swing Torque	144 kN·m	106,000 lbf·ft

Weights

Operating Weight	55 500 kg	122,400 lb
<ul style="list-style-type: none"> • Hydraulic Variable Gauge undercarriage, 25 m (82'0") UHD front, 600 mm (24") HD triple grouser shoes, 9.0 mt (19,842 lb) counterweight and dedicated C linkage. 		
Operating Weight	54 700 kg	120,600 lb
<ul style="list-style-type: none"> • Hydraulic Variable Gauge undercarriage, 22 m (72'2") UHD front, 600 mm (24") HD triple grouser shoes, 9.0 mt (19,842 lb) counterweight and dedicated C linkage. 		
Operating Weight	53 600 kg	118,200 lb
<ul style="list-style-type: none"> • Hydraulic Variable Gauge undercarriage, Retrofit boom, R3.2DB (10'6") stick, GDC 2.27 m³ (2.97 yd³) bucket, 600 mm (24") HD triple grouser shoes, 9.0 mt (19,842 lb) counterweight and DB linkage. 		
Operating Weight	54 100 kg	119,300 lb
<ul style="list-style-type: none"> • Hydraulic Variable Gauge undercarriage, Two-Piece Retrofit boom, R3.2 m (10'6") stick, 600 mm (24") HD triple grouser shoes, 9.0 mt (19,842 lb) counterweight and DB linkage. 		

Track

Fixed Gauge		
Optional Track Shoes Width	600 mm	24"
Optional Track Shoes Width	700 mm	28"
Number of Shoes (each side)	49	
Number of Track Rollers (each side)	8	
Number of Carrier Rollers (each side)	2	
Hydraulic Variable Gauge		
Optional Track Shoes Width	600 mm	24"
Optional Track Shoes Width	700 mm	28"
Number of Shoes (each side)	56	
Number of Track Rollers (each side)	10	
Number of Carrier Rollers (each side)	3	

Drive

Maximum Gradeability	35°/70%	
Maximum Travel Speed	4.8 km/h	3.0 mph
Maximum Drawbar Pull	289 kN	64,857 lbf

340 UHD Hydraulic Excavator Specifications

Hydraulic System

Main System – Maximum Flow – Implement	558 L/min (279 × 2 pumps)	147 gal/min (103 × 2 pumps)
Maximum Pressure – Equipment – Implement	35 000 kPa	5,076 psi
Maximum Pressure – Equipment – Lift Mode	38 000 kPa	5,511 psi
Maximum Pressure – Travel	35 000 kPa	5,076 psi
Maximum Pressure – Swing	29 400 kPa	4,264 psi
Base Boom Cylinder – Bore	160 mm	6 in
Base Boom Cylinder – Stroke	1446 mm	57 in
Fore Boom Cylinder – Bore	170 mm	7 in
Fore Boom Cylinder – Stroke	1738 mm	68 in
UHD Stick Cylinder – Bore	160 mm	6 in
UHD Stick Cylinder – Stroke	1039 mm	41 in
Dedicated C Bucket Cylinder – Bore for UHD	140 mm	6 in
Dedicated C Bucket Cylinder – Stroke for UHD	1100 mm	43 in
Retrofit Front Stick Cylinder	170 mm	7 in
Retrofit Front Stick Cylinder	1738 mm	68 in
DB Bucket Cylinder – Bore for Retrofit and Two-Piece Retrofit Boom	150 mm	6 in
DB Bucket Cylinder – Stroke for Retrofit and Two-Piece Retrofit Boom	1151 mm	45 in
Two-Piece Retrofit Boom – Bore	190 mm	7 in
Two-Piece Retrofit Boom – Stroke	865 mm	34 in
Two-Piece Retrofit Boom Stick Cylinder – Bore	150 mm	6 in
Two-Piece Retrofit Boom Cylinder – Stroke	1151 mm	45 in

Service Refill Capacities

Fuel Tank Capacity	600 L	159 gal
Cooling System	40 L	10 gal
Engine Oil (with filter)	32 L	8 gal
Swing Drive	18 L	5 gal
Final Drive (each)	8 L	2 gal
Hydraulic System (including tank)	550 L	145 gal
Hydraulic Tank (including suction pipe)	161 L	43 gal
Diesel Exhaust Fluid (DEF) Tank	80 L	21 gal

Standards

Brakes	ISO 10265:2008
Cab/Falling Object Guard System (FOGS)	ISO 10262:1998

Sound Performance

ISO 6395:2008 (external)	105 dB(A)
ISO 6396:2008 (inside cab)	73 dB(A)

- Hearing protection may be needed when operating with an open operator station and cab (when not properly maintained or doors/windows open) for extended periods or in a noisy environment.

Air Conditioning System

The air conditioning system on this machine contains the fluorinated greenhouse gas refrigerant R134a (Global Warming Potential = 1430). The system contains 1.00 kg of refrigerant, which has a CO₂ equivalent 1.430 metric tonnes.

340 UHD Hydraulic Excavator Specifications

Operating Weights and Ground Pressures

Base Machine Configurations	600 mm (24") Triple Grouser Shoes		600 mm (24") Double Grouser Shoes		700 mm (28") Triple Grouser Shoes	
	Weight	Ground Pressure	Weight	Ground Pressure	Weight	Ground Pressure
	kg (lb)	kPa (psi)	kg (lb)	kPa (psi)	kg (lb)	kPa (psi)
Base Frame with Track Rollers and Carrier Rollers						
9.0 mt (19,842 lb) Counterweight + Hydraulic Variable Gauge Undercarriage Base Machine						
22 m (72'2") UHD Front (Base Boom, Nose Boom, Fore Boom) + 7.1 m (23'4") UHD Stick, Dedicated C Linkage	54 700 (120,600)	87.2 (12.7)	54 900 (121,000)	87.6 (12.7)	55 300 (121,900)	75.6 (11.0)
25 m (82'0") UHD Front (Base Boom, Nose Boom, Fore Boom) + 7.1 m (23'4") UHD Stick, Dedicated C Linkage	55 500 (122,400)	88.5 (12.8)	55 600 (122,600)	88.7 (12.9)	56 000 (123,500)	76.6 (11.1)
Retrofit Boom (Base Boom, Retrofit Boom) + R3.9DB (12'10") Reach Stick + 2.27 m ³ (2.97 yd ³) GDC Bucket	53 800 (118,600)	85.8 (12.4)	53 900 (118,800)	86.0 (12.5)	54 300 (119,700)	74.2 (10.8)
Retrofit Boom (Base Boom, Retrofit Boom) + R3.2DB (10'6") Reach Stick + 2.27 m ³ (2.97 yd ³) GDC Bucket	53 600 (118,200)	85.5 (12.4)	53 700 (118,400)	85.6 (12.4)	54 200 (119,500)	74.1 (10.7)
Retrofit Boom (Base Boom, Retrofit Boom) + R2.8DB (9'2") Reach Stick + 2.27 m ³ (2.97 yd ³) GDC Bucket	53 500 (117,900)	85.3 (12.4)	53 600 (118,200)	85.5 (12.4)	54 100 (119,300)	74.0 (10.7)
Two-Piece Retrofit Boom (Base Boom, Nose Boom, Fore Boom) + R3.2DB (10'6") Reach Stick	54 100 (119,300)	86.3 (12.5)	54 200 (119,500)	86.4 (12.5)	54 700 (120,600)	74.8 (10.8)
9.0 mt (19,842 lb) Counterweight + Fixed Gauge Undercarriage Base Machine						
22 m (72'2") UHD Front (Base Boom, Nose Boom, Fore Boom) + 7.1 m (23'4") UHD Stick, Dedicated C Linkage	43 800 (96,600)	81.6 (11.8)	44 000 (97,000)	82.0 (11.9)	43 500 (95,900)	69.5 (10.1)
Retrofit Boom (Base Boom, Retrofit Boom) + R3.9DB (12'10") Reach Stick + 2.27 m ³ (2.97 yd ³) GDC Bucket	42 900 (94,600)	79.9 (11.6)	43 000 (94,800)	80.1 (11.6)	42 600 (93,900)	68.0 (9.9)
Retrofit Boom (Base Boom, Retrofit Boom) + R3.2DB (10'6") Reach Stick + 2.27 m ³ (2.97 yd ³) GDC Bucket	42 700 (94,100)	79.5 (11.5)	42 800 (94,400)	79.7 (11.6)	42 800 (94,400)	67.7 (9.8)
Retrofit Boom (Base Boom, Retrofit Boom) + R2.8DB (9'2") Reach Stick + 2.27 m ³ (2.97 yd ³) GDC Bucket	42 600 (93,900)	79.4 (11.5)	42 700 (94,100)	79.5 (11.5)	42 300 (93,300)	67.5 (9.8)
Two-Piece Retrofit Boom (Base Boom, Nose Boom, Fore Boom) + R3.2DB (10'6") Reach Stick	43 200 (95,200)	80.5 (11.7)	43 300 (95,500)	80.7 (11.7)	42 900 (94,600)	68.5 (9.9)

All operating weights include a 90% fuel tank with 75 kg (165 lb) operator.

340 UHD Hydraulic Excavator Specifications

Major Component Weights

	kg	lb
Base machine weight including upper frame, hydraulic variable gauge undercarriage, 9.0 mt (19,842 lb) counterweight, base frame, SF track rollers and carrier rollers; without base boom, boom cylinders, UHD front, Retrofit boom or Two-Piece Retrofit boom, fuel and operator.	37 340	82,320
Base machine weight including upper frame, fixed gauge undercarriage, 9.0 mt (19,842 lb) counterweight, base frame, SF track rollers and carrier rollers; without base boom, boom cylinders, UHD front, Retrofit boom or Two-Piece Retrofit boom, fuel and operator.	27 400	60,410
Track Shoes for use with Hydraulic Variable Gauge Undercarriage:		
600 mm (24") Width, HD 15.5 mm (0.6") Thick, Triple Grouser Track Shoes	5700	12,560
600 mm (24") Width, 15.5 mm (0.6") Thick, Double Grouser Track Shoes	5810	12,820
700 mm (28") Width, HD 15.5 mm (0.6") Thick, Triple Grouser Track Shoes	6240	13,750
Track Shoes for use with Fixed Gauge Undercarriage:		
600 mm (24") Width, HD 15.5 mm (0.6") Thick, Triple Grouser Track Shoes	4750	10,470
600 mm (24") Width, 15.5 mm (0.6") Thick, Double Grouser Track Shoes	4850	10,700
700 mm (28") Width, 11 mm (0.4") Thick, Triple Grouser Track Shoes	4450	9,800
Two Boom Cylinders	830	1,840
Weight of 90% Fuel Tank and 75 kg (165 lb) Operator	470	1,040
Counterweight:		
9.0 mt (19,842 lb) Counterweight	9000	19,840
Swing Frame:		
UHD Swing Frame	3360	7,410
Undercarriages:		
Base Frame with SF Track Rollers and Carrier Rollers for Hydraulic Variable Gauge Undercarriage	18 530	40,850
Base Frame with SF Track Rollers and Carrier Rollers for Fixed Gauge Undercarriage	8590	18,930
Booms (boom including lines, pins, stick cylinder [see footnote]):		
Base Boom	2600	5,740
UHD Nose Boom for 22 m (72'2")	3320	7,320
UHD Nose Boom for 25 m (82'0")	4080	8,980
Two-Piece Retrofit Nose Boom ¹	2720	6,000
UHD Fore Boom Cylinder	490	1,070
UHD Fore Boom ²	1000	2,210
Two-Piece Retrofit Fore Boom ³	2510	5,540
UHD Stick Cylinder	370	810
Retrofit Nose Boom	3180	7,000
Sticks (including lines, pins, bucket cylinder, bucket linkage):		
7.1 m (23'4") UHD Stick, Dedicated C Linkage	2610	5,750
R3.9DB (12'10") Reach Stick for Retrofit Boom	2070	4,560
R3.2DB (10'6") Reach Stick for Retrofit Boom	1890	4,180
R2.8DB (9'2") Reach Stick for Retrofit Boom	1800	3,960
R3.2DB (10'6") Reach Stick for Two-Piece Retrofit Boom	1890	4,180

¹ including fore cylinder

² without fore cylinder

³ including stick cylinder

(continued on next page)

340 UHD Hydraulic Excavator Specifications

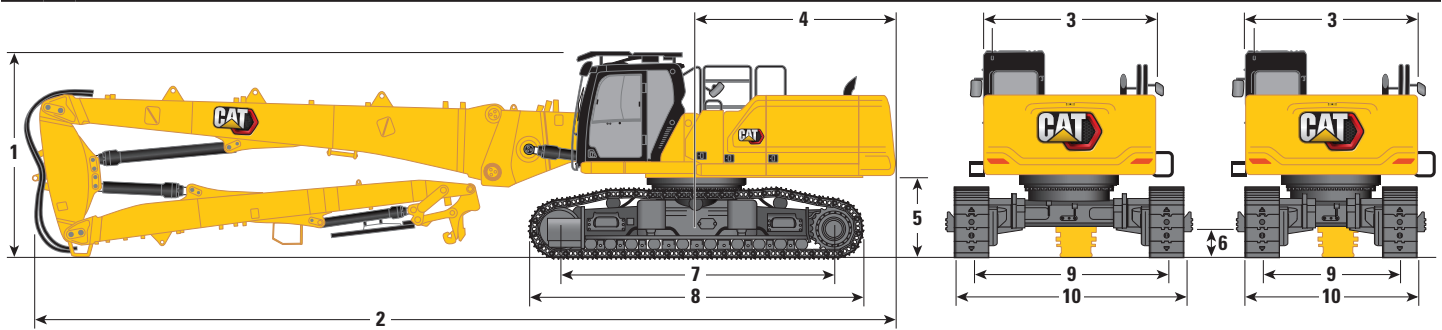
Major Component Weights *(continued)*

	kg	lb
Buckets for Retrofit Front:		
2.27 m ³ (2.97 yd ³) GDC Bucket for DB	1590	3,510
Quick Couplers:		
CW Dedicated Quick Coupler for UHD Front	310	680
CW Dedicated Quick Coupler	480	1,060
Front with Cradle:		
22 m (72'2") UHD Front in Cradle	8480	18,700
25 m (82'0") UHD Front in Cradle	9230	20,360
R3.9 m (12'10") Retrofit Boom in Cradle	6220	13,710
R3.2 m (10'6") Retrofit Boom in Cradle	6050	13,340
R2.8 m (9'2") Retrofit Boom in Cradle	5950	13,120
Two-Piece Retrofit Boom in Cradle	7910	17,440
Cradle Only:		
Cradle for UHD Front	650	1,430
Cradle for Retrofit Boom	940	2,080
Cradle for Two-Piece Retrofit Boom	740	1,640

340 UHD Hydraulic Excavator Specifications

Dimensions

All dimensions are approximate and may vary depending on bucket selection.



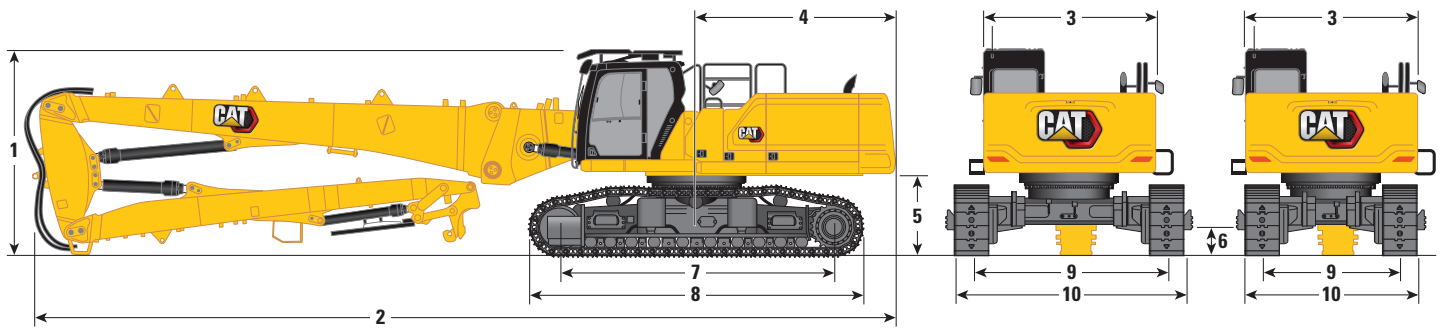
Boom Options	UHD Boom		UHD Boom		UHD Boom	
	25 m (82'0")		22 m (72'2")		22 m (72'2")	
Stick Options	UHD Stick				UHD Stick	
Undercarriage Options	Hydraulic Variable Gauge				Fixed Gauge	
1 Machine Height:						
Cab Height	3383 mm	11'1"	3383 mm	11'1"	3200 mm	10'6"
FOGS Height	3585 mm	11'9"	3585 mm	11'9"	3403 mm	11'2"
Handrails Height	3338 mm	10'11"	3338 mm	10'11"	3155 mm	10'4"
With Boom/Stick/Bucket Installed (with/without MP and QC lines) (no work tool)	3000 mm	9'10"	3000 mm	9'10"	3000 mm	9'10"
2 Machine Length:						
With Boom/Stick/Bucket Installed (with/without MP and QC lines) (no work tool)	18 160 mm	59'7"	15 160 mm	49'9"	15 160 mm	49'9"
Base Machine with Base Boom only (without counterweight)	6954 mm	22'10"	6954 mm	22'10"	6954 mm	22'10"
Base Machine with Base Boom only (with counterweight)	7077 mm	23'3"	7077 mm	23'3"	7077 mm	23'3"
Base Machine with Boom Cylinder only (without counterweight, base boom, nose boom, stick)	6253 mm	20'6"	6253 mm	20'6"	6253 mm	20'6"
3 Upperframe Width without Handles	3030 mm	9'11"	3030 mm	9'11"	3030 mm	9'11"
4 Tail Swing Radius	3521 mm	11'7"	3521 mm	11'7"	3521 mm	11'7"
5 Counterweight Clearance without Shoe Lug	1397 mm	4'7"	1397 mm	4'7"	1213 mm	4'0"
Counterweight Clearance with Shoe Lug	1431 mm	4'8"	1431 mm	4'8"	1247 mm	4'1"
6 Ground Clearance without Shoe Lug	510 mm	1'8"	510 mm	1'8"	476 mm	1'7"
7 Length to Center of Rollers	4770 mm	15'8"	4770 mm	15'8"	4040 mm	13'3"
8 Track Length with Triple Grouser Shoes	5770 mm	18'11"	5770 mm	18'11"	5040 mm	16'6"
9 Track Gauge:						
Retracted	2400 mm	7'10"	2400 mm	7'10"	—	—
Extended	3400 mm	11'2"	3400 mm	11'2"	—	—
Fixed	—	—	—	—	2590 mm	8'6"

(continued on next page)

340 UHD Hydraulic Excavator Specifications

Dimensions (continued)

All dimensions are approximate and may vary depending on bucket selection.



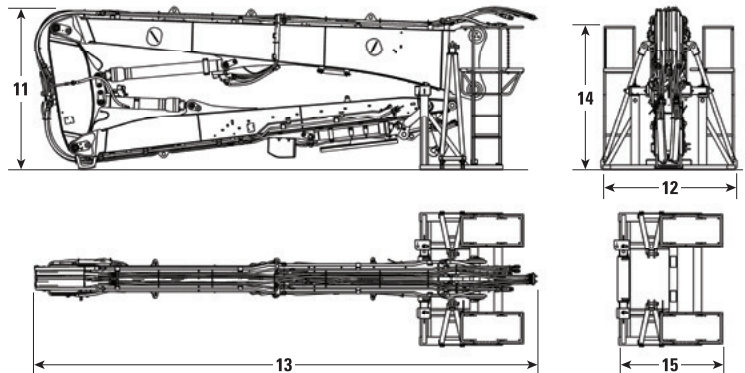
Boom Options	UHD Boom 25 m (82'0")		UHD Boom 22 m (72'2")		UHD Boom 22 m (72'2")	
Stick Options	UHD Stick Hydraulic Variable Gauge				UHD Stick Fixed Gauge	
Undercarriage Options	Hydraulic Variable Gauge				Fixed Gauge	
10 Undercarriage Width – Retracted (with steps):						
600 mm (24") Shoes	3255 mm	10'8"	3255 mm	10'8"	—	—
700 mm (28") Shoes	3255 mm	10'8"	3255 mm	10'8"	—	—
Undercarriage Width – Extended (with steps):						
600 mm (24") Shoes	4255 mm	14'0"	4255 mm	14'0"	—	—
700 mm (28") Shoes	4255 mm	14'0"	4255 mm	14'0"	—	—
Undercarriage Width – Retracted (without steps):						
600 mm (24") Shoes	3000 mm	9'10"	3000 mm	9'10"	—	—
700 mm (28") Shoes	3100 mm	10'2"	3100 mm	10'2"	—	—
Undercarriage Width – Extended (without steps):						
600 mm (24") Shoes	4000 mm	13'1"	4000 mm	13'1"	—	—
700 mm (28") Shoes	4100 mm	13'5"	4100 mm	13'5"	—	—
Undercarriage Width (without steps):						
600 mm (24") Shoes	—	—	—	—	3190 mm	10'6"
700 mm (28") Shoes	—	—	—	—	3290 mm	10'10"

Front Transportation Dimensions:

UHD Front

	25 m (82'0")		22 m (72'2")	
11 Height*	3020 mm	9'11"	2990 mm	9'10"
12 Width*	2500 mm	8'2"	2500 mm	8'2"
13 Length*	12 030 mm	39'6"	9090 mm	29'10"
14 Height of Cradle only	2644 mm	8'8"	2644 mm	8'8"
15 Length of Cradle only	1995 mm	6'7"	1995 mm	6'7"

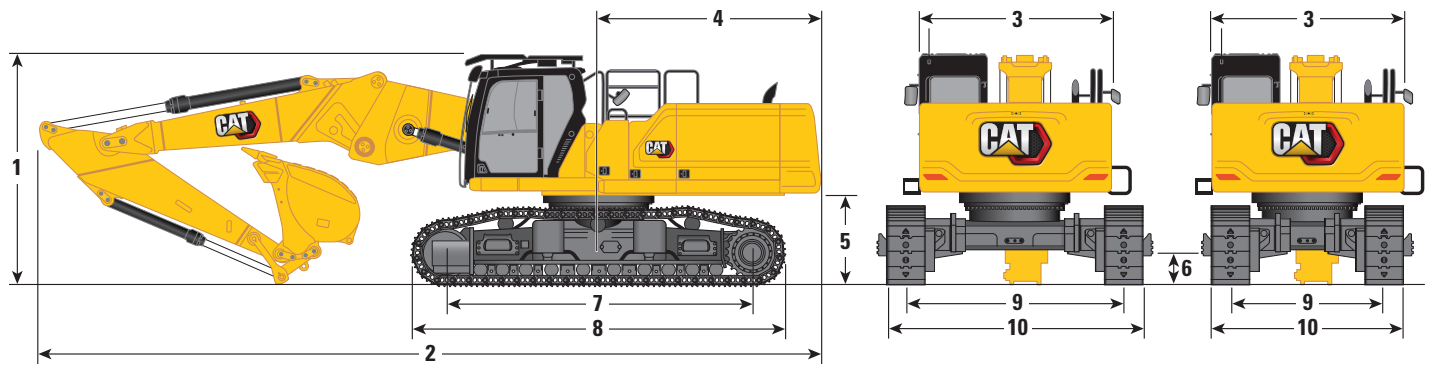
*with or without quick coupler



340 UHD Hydraulic Excavator Specifications

Dimensions

All dimensions are approximate and may vary depending on bucket selection.



Boom Option

Retrofit Boom Straight Position

Stick Options

R3.9DB (12'10")

R3.2DB (10'6")

R2.8DB (9'2")

Undercarriage Option

Hydraulic Variable Gauge

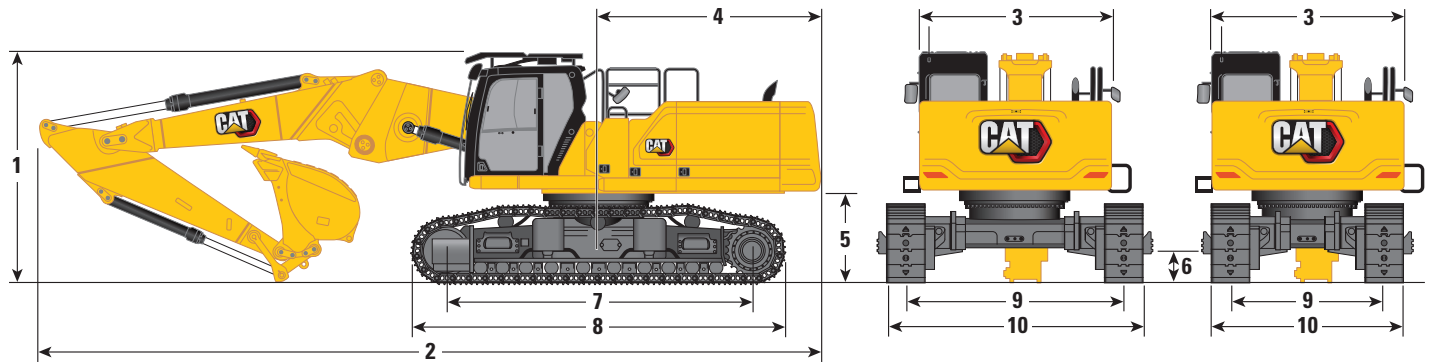
1 Machine Height:							
Cab Height	3383 mm	11'1"	3383 mm	11'1"	3383 mm	11'1"	3383 mm
FOGS Height	3585 mm	11'9"	3585 mm	11'9"	3585 mm	11'9"	3585 mm
Handrails Height	3338 mm	10'11"	3338 mm	10'11"	3338 mm	10'11"	3338 mm
With Boom/Stick/Bucket Installed (with/without MP and QC lines)	4179 mm	13'9"	3900 mm	12'10"	3958 mm	13'0"	3958 mm
2 Machine Length:							
With Boom/Stick/Bucket Installed (with/without MP and QC lines)	12 122 mm	39'9"	12 147 mm	39'10"	12 140 mm	39'10"	12 140 mm
Base Machine with Base Boom only (without counterweight)	6954 mm	22'10"	6954 mm	22'10"	6954 mm	22'10"	6954 mm
Base Machine with Base Boom only (with counterweight)	7077 mm	23'3"	7077 mm	23'3"	7077 mm	23'3"	7077 mm
3 Upperframe Width without Handles	3030 mm	9'11"	3030 mm	9'11"	3030 mm	9'11"	3030 mm
4 Tail Swing Radius	3521 mm	11'7"	3521 mm	11'7"	3521 mm	11'7"	3521 mm
5 Counterweight Clearance without Shoe Lug	1397 mm	4'7"	1397 mm	4'7"	1397 mm	4'7"	1397 mm
Counterweight Clearance with Shoe Lug	1431 mm	4'8"	1431 mm	4'8"	1431 mm	4'8"	1431 mm
6 Ground Clearance without Shoe Lug	510 mm	1'8"	510 mm	1'8"	510 mm	1'8"	510 mm
7 Length to Center of Rollers	4770 mm	15'8"	4770 mm	15'8"	4770 mm	15'8"	4770 mm
8 Track Length	5770 mm	18'11"	5770 mm	18'11"	5770 mm	18'11"	5770 mm
9 Track Gauge:							
Retracted	2400 mm	7'10"	2400 mm	7'10"	2400 mm	7'10"	2400 mm
Extended	3400 mm	11'2"	3400 mm	11'2"	3400 mm	11'2"	3400 mm
Fixed	—	—	—	—	—	—	—
Bucket Type	GDC		GDC		GDC		
Bucket Capacity	2.27 m ³	2.97 yd ³	2.27 m ³	2.97 yd ³	2.27 m ³	2.97 yd ³	2.27 m ³
Bucket Tip Radius	1762 mm	5'9"	1762 mm	5'9"	1762 mm	5'9"	1762 mm

(continued on next page)

340 UHD Hydraulic Excavator Specifications

Dimensions (continued)

All dimensions are approximate and may vary depending on bucket selection.



Boom Option

Retrofit Boom Straight Position

Stick Options

R3.9DB (12'10")

R3.2DB (10'6")

R2.8DB (9'2")

Undercarriage Option

Hydraulic Variable Gauge

10 Undercarriage Width – Retracted (with steps):

	R3.9DB (12'10")	R3.2DB (10'6")	R2.8DB (9'2")
600 mm (24") Shoes	3255 mm 10'8"	3255 mm 10'8"	3255 mm 10'8"
700 mm (28") Shoes	3255 mm 10'8"	3255 mm 10'8"	3255 mm 10'8"

Undercarriage Width – Extended (with steps):

600 mm (24") Shoes	4255 mm 14'0"	4255 mm 14'0"	4255 mm 14'0"
700 mm (28") Shoes	4255 mm 14'0"	4255 mm 14'0"	4255 mm 14'0"

Undercarriage Width – Retracted (without steps):

600 mm (24") Shoes	3000 mm 9'10"	3000 mm 9'10"	3000 mm 9'10"
700 mm (28") Shoes	3100 mm 10'2"	3100 mm 10'2"	3100 mm 10'2"

Undercarriage Width – Extended (without steps):

600 mm (24") Shoes	4000 mm 13'1"	4000 mm 13'1"	4000 mm 13'1"
700 mm (28") Shoes	4100 mm 13'5"	4100 mm 13'5"	4100 mm 13'5"

Bucket Type

GDC

GDC

GDC

Bucket Capacity

2.27 m³ 2.97 yd³ 2.27 m³ 2.97 yd³ 2.27 m³ 2.97 yd³

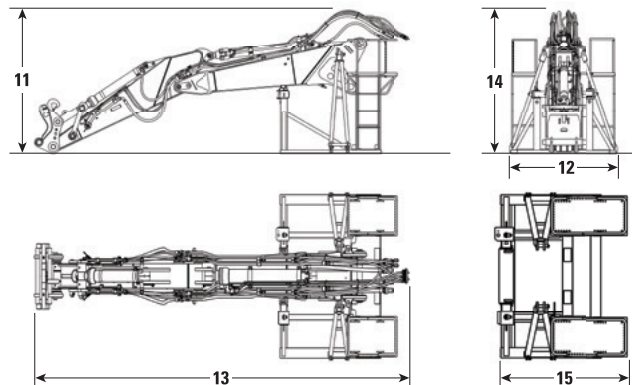
Bucket Tip Radius

1762 mm 5'9" 1762 mm 5'9" 1762 mm 5'9"

Front Transportation Dimensions:

Retrofit Boom (Straight Position)

	R3.9DB (12'10")	R3.2DB (10'6")	R2.8DB (9'2")
11 Maximum Height*	2790 mm 9'2"	2890 mm 9'6"	2950 mm 9'8"
12 Maximum Width*	2500 mm 8'2"	2500 mm 8'2"	2500 mm 8'2"
13 Maximum Length (with quick coupler)	8770 mm 28'9"	7870 mm 25'10"	7550 mm 24'9"
Maximum Length (without quick coupler)	9090 mm 29'10"	8300 mm 27'3"	7870 mm 25'10"
14 Height of Cradle only	2644 mm 8'8"	2644 mm 8'8"	2644 mm 8'8"
15 Length of Cradle only	2784 mm 9'2"	2784 mm 9'2"	2784 mm 9'2"

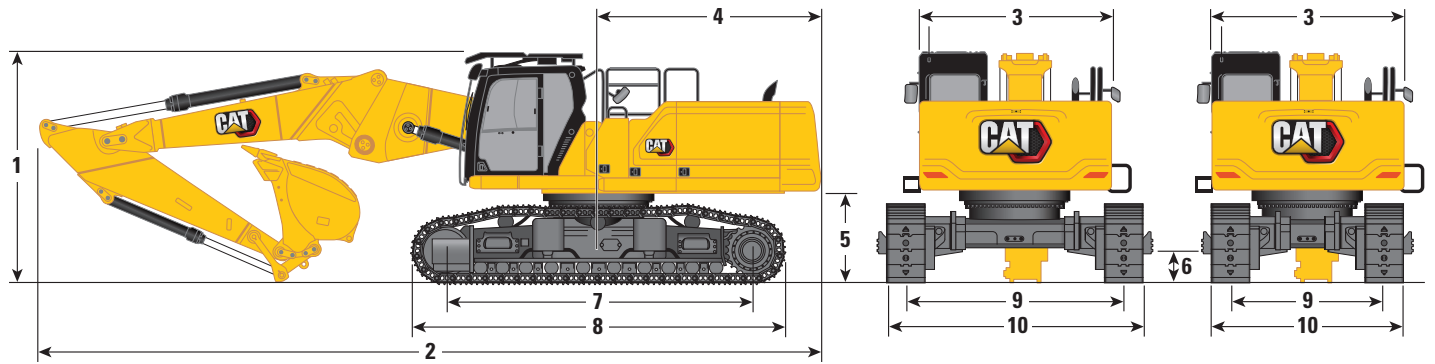


*with or without quick coupler

340 UHD Hydraulic Excavator Specifications

Dimensions

All dimensions are approximate and may vary depending on bucket selection.



Boom Option

Retrofit Boom Straight Position

Stick Options

R3.9DB (12'10")

R3.2DB (10'6")

R2.8DB (9'2")

Undercarriage Option

Fixed Gauge

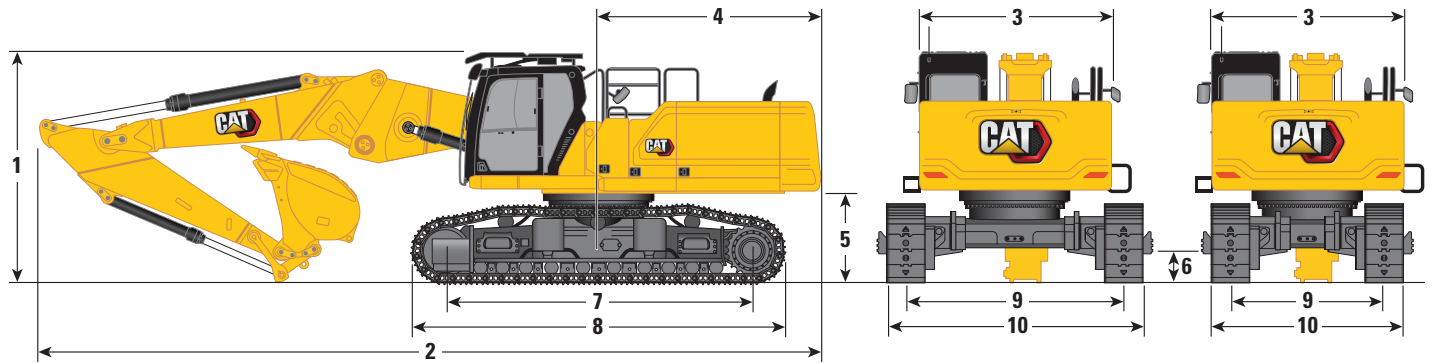
1 Machine Height:						
Cab Height	3200 mm	10'6"	3200 mm	10'6"	3200 mm	10'6"
FOGS Height	3403 mm	11'2"	3403 mm	11'2"	3403 mm	11'2"
Handrails Height	3155 mm	10'4"	3155 mm	10'4"	3155 mm	10'4"
With Boom/Stick/Bucket Installed (with/without MP and QC lines)	4140 mm	13'7"	3850 mm	12'8"	3890 mm	12'9"
2 Machine Length:						
With Boom/Stick/Bucket Installed (with/without MP and QC lines)	12 090 mm	39'8"	12 140 mm	39'10"	12 130 mm	39'10"
Base Machine with Base Boom only (without counterweight)	6954 mm	22'10"	6954 mm	22'10"	6954 mm	22'10"
Base Machine with Base Boom only (with counterweight)	7077 mm	23'3"	7077 mm	23'3"	7077 mm	23'3"
3 Upperframe Width without Handles	3030 mm	9'11"	3030 mm	9'11"	3030 mm	9'11"
4 Tail Swing Radius	3521 mm	11'7"	3521 mm	11'7"	3521 mm	11'7"
5 Counterweight Clearance without Shoe Lug	1213 mm	4'0"	1213 mm	4'0"	1213 mm	4'0"
Counterweight Clearance with Shoe Lug	1247 mm	4'1"	1247 mm	4'1"	1247 mm	4'1"
6 Ground Clearance without Shoe Lug	476 mm	1'7"	476 mm	1'7"	476 mm	1'7"
7 Length to Center of Rollers	4040 mm	13'3"	4040 mm	13'3"	4040 mm	13'3"
8 Track Length	5040 mm	16'6"	5040 mm	16'6"	5040 mm	16'6"
9 Track Gauge:						
Fixed	2590 mm	8'6"	2590 mm	8'6"	2590 mm	8'6"
Bucket Type	GDC		GDC		GDC	
Bucket Capacity	2.27 m ³	2.97 yd ³	2.27 m ³	2.97 yd ³	2.27 m ³	2.97 yd ³
Bucket Tip Radius	1762 mm	5'9"	1762 mm	5'9"	1762 mm	5'9"

(continued on next page)

340 UHD Hydraulic Excavator Specifications

Dimensions (continued)

All dimensions are approximate and may vary depending on bucket selection.



Boom Option

Retrofit Boom Straight Position

Stick Options

R3.9DB (12'10")

R3.2DB (10'6")

R2.8DB (9'2")

Undercarriage Option

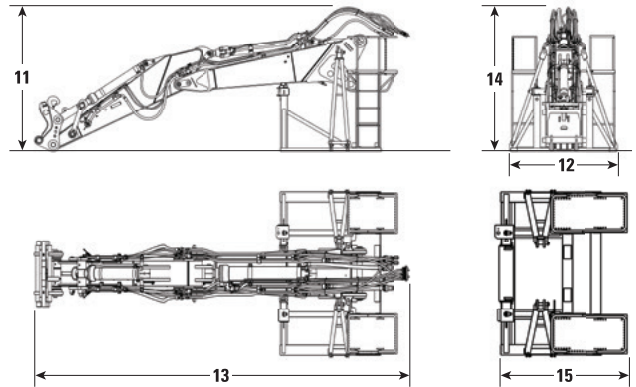
Fixed Gauge

10 Undercarriage Width (without steps):

600 mm (24") Shoes	3190 mm	10'6"	3190 mm	10'6"	3190 mm	10'6"
700 mm (28") Shoes	3290 mm	10'10"	3290 mm	10'10"	3290 mm	10'10"
Bucket Type	GDC		GDC		GDC	
Bucket Capacity	2.27 m ³	2.97 yd ³	2.27 m ³	2.97 yd ³	2.27 m ³	2.97 yd ³
Bucket Tip Radius	1762 mm	5'9"	1762 mm	5'9"	1762 mm	5'9"

Front Transportation Dimensions: Retrofit Boom (Straight Position)

	R3.9DB (12'10")	R3.2DB (10'6")	R2.8DB (9'2")
11 Maximum Height*	2790 mm 9'2"	2890 mm 9'6"	2950 mm 9'8"
12 Maximum Width*	2500 mm 8'2"	2500 mm 8'2"	2500 mm 8'2"
13 Maximum Length (with quick coupler)	8770 mm 28'9"	7870 mm 25'10"	7550 mm 24'9"
Maximum Length (without quick coupler)	9090 mm 29'10"	8300 mm 27'3"	7870 mm 25'10"
14 Height of Cradle only	2644 mm 8'8"	2644 mm 8'8"	2644 mm 8'8"
15 Length of Cradle only	2784 mm 9'2"	2784 mm 9'2"	2784 mm 9'2"

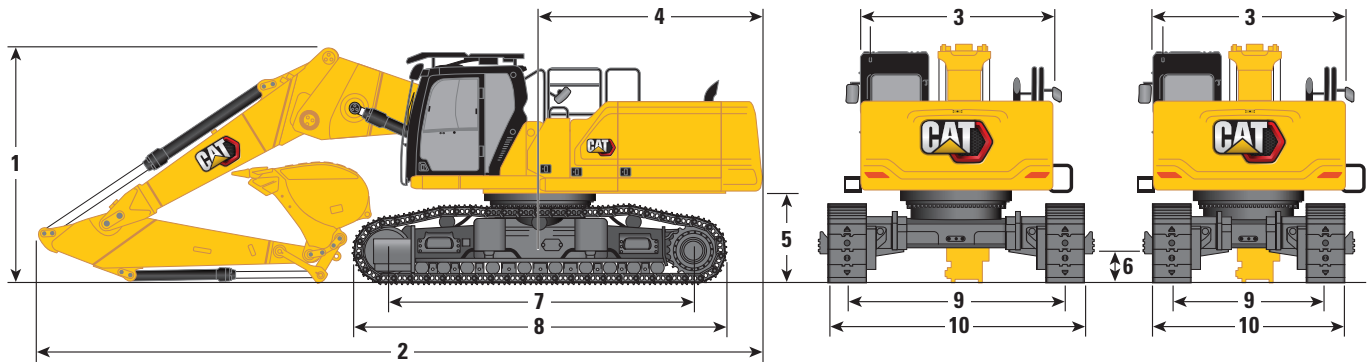


*with or without quick coupler

340 UHD Hydraulic Excavator Specifications

Dimensions

All dimensions are approximate and may vary depending on bucket selection.



Boom Option

Retrofit Boom Bent Position

Stick Options

R3.9DB (12'10")

R3.2DB (10'6")

R2.8DB (9'2")

Undercarriage Option

Hydraulic Variable Gauge

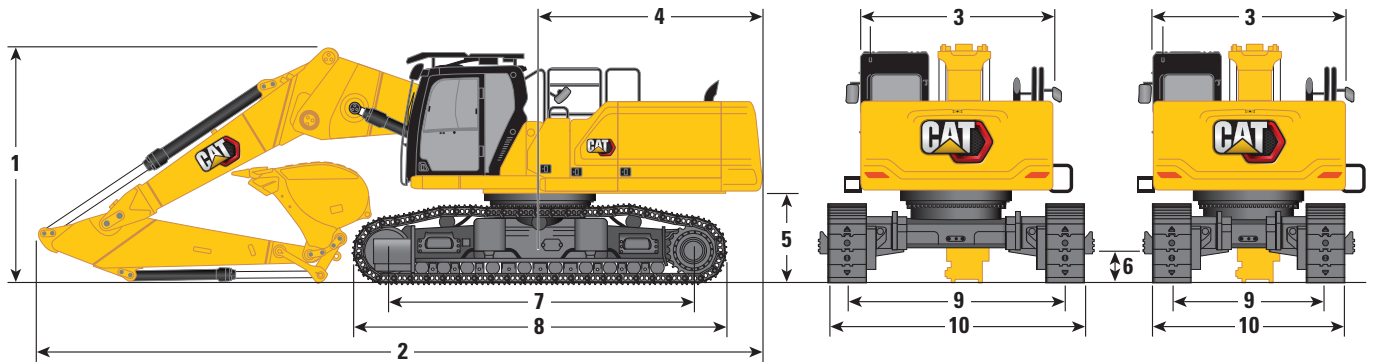
	R3.9DB (12'10")		R3.2DB (10'6")		R2.8DB (9'2")	
1 Machine Height:						
Cab Height	3383 mm	11'1"	3383 mm	11'1"	3383 mm	11'1"
FOGS Height	3585 mm	11'9"	3585 mm	11'9"	3585 mm	11'9"
Handrails Height	3338 mm	10'11"	3338 mm	10'11"	3338 mm	10'11"
With Boom/Stick/Bucket Installed (with/without MP and QC lines)	4019 mm	13'2"	3953 mm	13'0"	4193 mm	13'9"
2 Machine Length:						
With Boom/Stick/Bucket Installed (with/without MP and QC lines)	11 328 mm	37'2"	11 302 mm	37'1"	11 431 mm	37'6"
Base Machine with Base Boom only (without counterweight)	6954 mm	22'10"	6954 mm	22'10"	6954 mm	22'10"
Base Machine with Base Boom only (with counterweight)	7077 mm	23'3"	7077 mm	23'3"	7077 mm	23'3"
3 Upperframe Width without Handles	3030 mm	9'11"	3030 mm	9'11"	3030 mm	9'11"
4 Tail Swing Radius	3521 mm	11'7"	3521 mm	11'7"	3521 mm	11'7"
5 Counterweight Clearance without Shoe Lug	1397 mm	4'7"	1397 mm	4'7"	1397 mm	4'7"
Counterweight Clearance with Shoe Lug	1431 mm	4'8"	1431 mm	4'8"	1431 mm	4'8"
6 Ground Clearance without Shoe Lug	510 mm	1'8"	510 mm	1'8"	510 mm	1'8"
7 Length to Center of Rollers	4770 mm	15'8"	4770 mm	15'8"	4770 mm	15'8"
8 Track Length	5770 mm	18'11"	5770 mm	18'11"	5770 mm	18'11"
9 Track Gauge:						
Retracted	2400 mm	7'10"	2400 mm	7'10"	2400 mm	7'10"
Extended	3400 mm	11'2"	3400 mm	11'2"	3400 mm	11'2"
Bucket Type	GDC		GDC		GDC	
Bucket Capacity	2.27 m ³	2.97 yd ³	2.27 m ³	2.97 yd ³	2.27 m ³	2.97 yd ³
Bucket Tip Radius	1762 mm	5'9"	1762 mm	5'9"	1762 mm	5'9"

(continued on next page)

340 UHD Hydraulic Excavator Specifications

Dimensions (continued)

All dimensions are approximate and may vary depending on bucket selection.



Boom Option

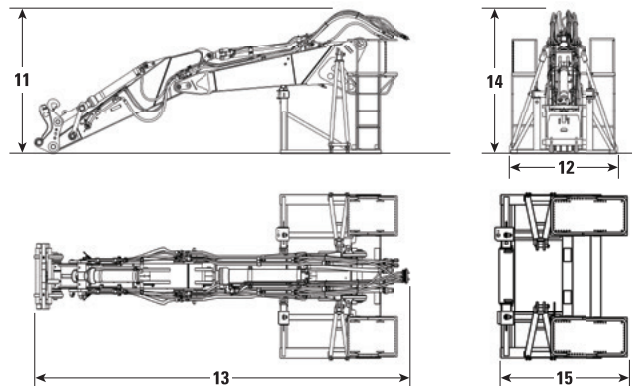
Retrofit Boom Bent Position

Stick Options	R3.9DB (12'10")		R3.2DB (10'6")		R2.8DB (9'2")	
Undercarriage Option	Hydraulic Variable Gauge					
10 Undercarriage Width – Retracted (with steps):						
600 mm (24") Shoes	3255 mm	10'8"	3255 mm	10'8"	3255 mm	10'8"
700 mm (28") Shoes	3255 mm	10'8"	3255 mm	10'8"	3255 mm	10'8"
Undercarriage Width – Extended (with steps):						
600 mm (24") Shoes	4255 mm	14'0"	4255 mm	14'0"	4255 mm	14'0"
700 mm (28") Shoes	4255 mm	14'0"	4255 mm	14'0"	4255 mm	14'0"
Undercarriage Width – Retracted (without steps):						
600 mm (24") Shoes	3000 mm	9'10"	3000 mm	9'10"	3000 mm	9'10"
700 mm (28") Shoes	3100 mm	10'2"	3100 mm	10'2"	3100 mm	10'2"
Undercarriage Width – Extended (without steps):						
600 mm (24") Shoes	4000 mm	13'1"	4000 mm	13'1"	4000 mm	13'1"
700 mm (28") Shoes	4100 mm	13'5"	4100 mm	13'5"	4100 mm	13'5"
Undercarriage Width (without steps):						
600 mm (24") Shoes	—	—	—	3190 mm	10'6"	3190 mm
700 mm (28") Shoes	—	—	—	3290 mm	10'10"	3290 mm
Bucket Type	GDC		GDC		GDC	
Bucket Capacity	2.27 m ³	2.97 yd ³	2.27 m ³	2.97 yd ³	2.27 m ³	2.97 yd ³
Bucket Tip Radius	1762 mm	5'9"	1762 mm	5'9"	1762 mm	5'9"

Front Transportation Dimensions:

Retrofit Boom (Bent Position)

	R3.9DB (12'10")	R3.2DB (10'6")	R2.8DB (9'2")
11 Maximum Height*	2790 mm 9'2"	2890 mm 9'6"	2950 mm 9'8"
12 Maximum Width*	2500 mm 8'2"	2500 mm 8'2"	2500 mm 8'2"
13 Maximum Length (with quick coupler)	8770 mm 28'9"	7870 mm 25'10"	7550 mm 24'9"
Maximum Length (without quick coupler)	9090 mm 29'10"	8300 mm 27'3"	7870 mm 25'10"
14 Height of Cradle only	2644 mm 8'8"	2644 mm 8'8"	2644 mm 8'8"
15 Length of Cradle only	2784 mm 9'2"	2784 mm 9'2"	2784 mm 9'2"

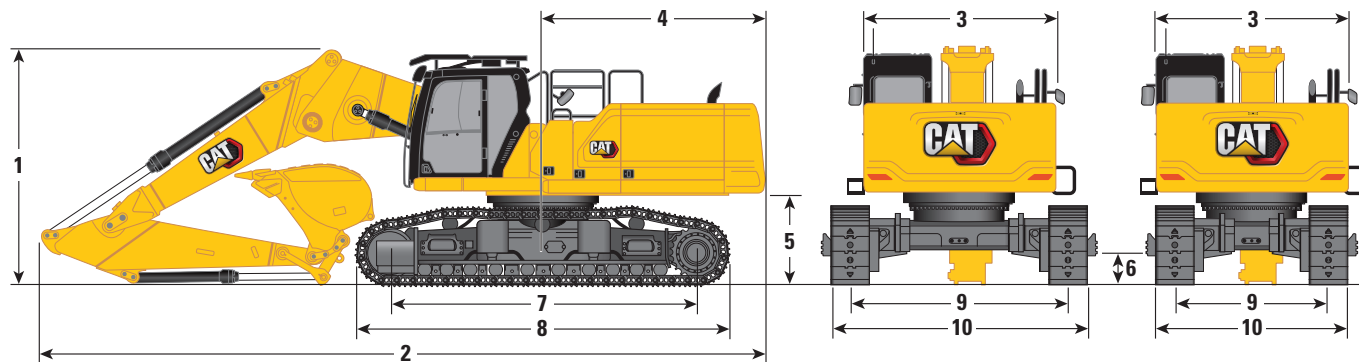


*with or without quick coupler

340 UHD Hydraulic Excavator Specifications

Dimensions

All dimensions are approximate and may vary depending on bucket selection.



Boom Option

Retrofit Boom Bent Position

Stick Options

R3.9DB (12'10")

R3.2DB (10'6")

R2.8DB (9'2")

Undercarriage Option

Fixed Gauge

1 Machine Height:

Cab Height	3200 mm	10'6"	3200 mm	10'6"	3200 mm	10'6"
FOGS Height	3403 mm	11'2"	3403 mm	11'2"	3403 mm	11'2"
Handrails Height	3155 mm	10'4"	3155 mm	10'4"	3155 mm	10'4"
With Boom/Stick/Bucket Installed (with/without MP and QC lines)	4030 mm	13'3"	3925 mm	12'11"	4130 mm	13'7"

2 Machine Length:

With Boom/Stick/Bucket Installed (with/without MP and QC lines)	11 410 mm	37'5"	11 380 mm	37'4"	11 460 mm	37'7"
Base Machine with Base Boom only (without counterweight)	6954 mm	22'10"	6954 mm	22'10"	6954 mm	22'10"
Base Machine with Base Boom only (with counterweight)	7077 mm	23'3"	7077 mm	23'3"	7077 mm	23'3"

3 Upperframe Width without Handles	3030 mm	9'11"	3030 mm	9'11"	3030 mm	9'11"
------------------------------------	---------	-------	---------	-------	---------	-------

4 Tail Swing Radius	3521 mm	11'7"	3521 mm	11'7"	3521 mm	11'7"
---------------------	---------	-------	---------	-------	---------	-------

5 Counterweight Clearance without Shoe Lug	1213 mm	4'0"	1213 mm	4'0"	1213 mm	4'0"
Counterweight Clearance with Shoe Lug	1247 mm	4'1"	1247 mm	4'1"	1247 mm	4'1"

6 Ground Clearance without Shoe Lug	476 mm	1'7"	476 mm	1'7"	476 mm	1'7"
-------------------------------------	--------	------	--------	------	--------	------

7 Length to Center of Rollers	4040 mm	13'3"	4040 mm	13'3"	4040 mm	13'3"
-------------------------------	---------	-------	---------	-------	---------	-------

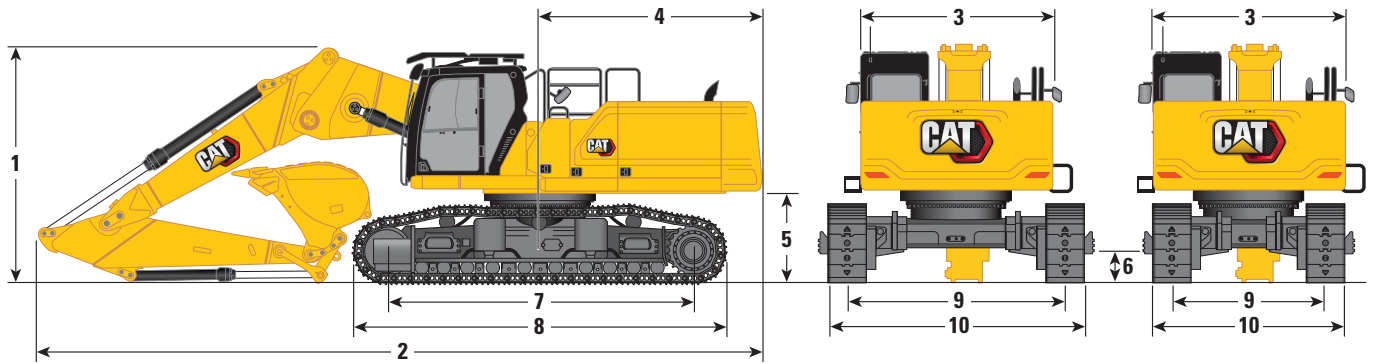
Bucket Type	GDC		GDC		GDC	
Bucket Capacity	2.27 m ³	2.97 yd ³	2.27 m ³	2.97 yd ³	2.27 m ³	2.97 yd ³
Bucket Tip Radius	1762 mm	5'9"	1762 mm	5'9"	1762 mm	5'9"

(continued on next page)

340 UHD Hydraulic Excavator Specifications

Dimensions (continued)

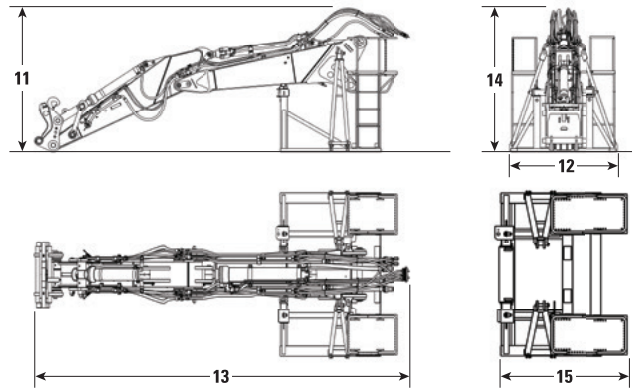
All dimensions are approximate and may vary depending on bucket selection.



Boom Option	Retrofit Boom Bent Position					
Stick Options	R3.9DB (12'10")		R3.2DB (10'6")		R2.8DB (9'2")	
Undercarriage Option	Fixed Gauge					
8 Track Length	5040 mm	16'6"	5040 mm	16'6"	5040 mm	16'6"
9 Track Gauge:						
Fixed	2590 mm	8'6"	2590 mm	8'6"	2590 mm	8'6"
10 Undercarriage Width (without steps):						
600 mm (24") Shoes	3190 mm	10'6"	3190 mm	10'6"	3190 mm	10'6"
700 mm (28") Shoes	3290 mm	10'10"	3290 mm	10'10"	3290 mm	10'10"
Bucket Type	GDC		GDC		GDC	
Bucket Capacity	2.27 m ³	2.97 yd ³	2.27 m ³	2.97 yd ³	2.27 m ³	2.97 yd ³
Bucket Tip Radius	1762 mm	5'9"	1762 mm	5'9"	1762 mm	5'9"

Front Transportation Dimensions: Retrofit Boom (Bent Position)

	R3.9DB (12'10")		R3.2DB (10'6")		R2.8DB (9'2")	
11 Maximum Height*	2790 mm	9'2"	2890 mm	9'6"	2950 mm	9'8"
12 Maximum Width*	2500 mm	8'2"	2500 mm	8'2"	2500 mm	8'2"
13 Maximum Length (with quick coupler)	8770 mm	28'9"	7870 mm	25'10"	7550 mm	24'9"
Maximum Length (without quick coupler)	9090 mm	29'10"	8300 mm	27'3"	7870 mm	25'10"
14 Height of Cradle only	2644 mm	8'8"	2644 mm	8'8"	2644 mm	8'8"
15 Length of Cradle only	2784 mm	9'2"	2784 mm	9'2"	2784 mm	9'2"

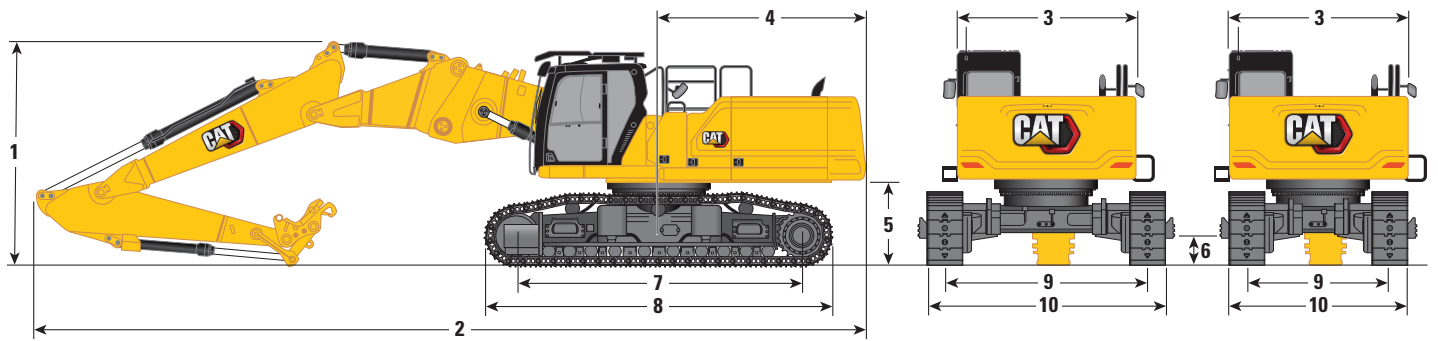


*with or without quick coupler

340 UHD Hydraulic Excavator Specifications

Dimensions

All dimensions are approximate and may vary depending on bucket selection.



Boom Option

Two-Piece Retrofit Boom

Stick Option

R3.2DB (10'6")

Undercarriage Options

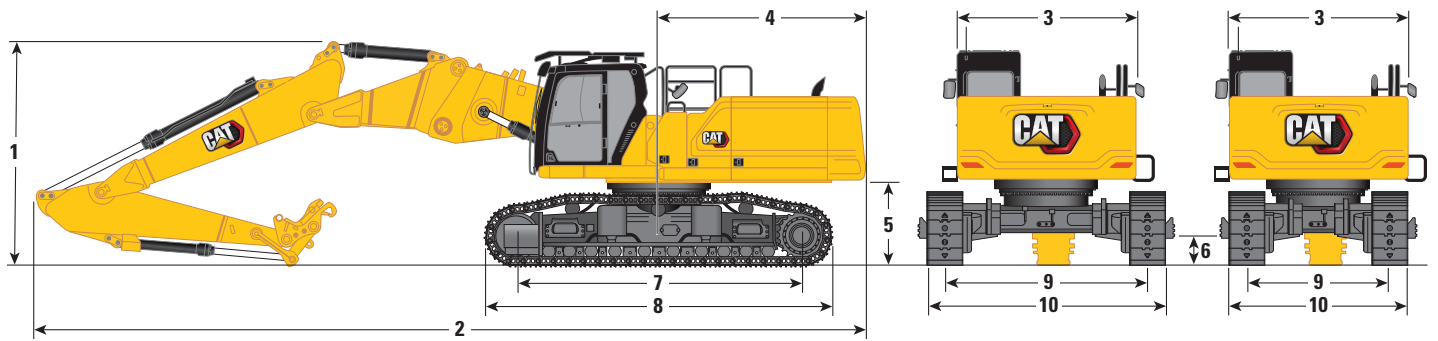
	Hydraulic Variable Gauge		Fixed Gauge	
1 Machine Height:				
Cab Height	3383 mm	11'1"	3200 mm	10'6"
FOGS Height	3585 mm	11'9"	3403 mm	11'2"
Handrails Height	3338 mm	10'11"	3155 mm	10'4"
With Boom/Stick/Bucket Installed (with/without MP and QC lines)	3790 mm	12'5"	3760 mm	12'4"
2 Machine Length:				
With Boom/Stick/Bucket Installed (with/without MP and QC lines)	13 930 mm	45'8"	13 960 mm	45'10"
Base Machine with Base Boom only (without counterweight)	6954 mm	22'10"	6954 mm	22'10"
Base Machine with Base Boom only (with counterweight)	7077 mm	23'3"	7077 mm	23'3"
Base Machine with Boom Cylinder only (without counterweight, base boom, nose boom, stick)	6253 mm	20'6"	6253 mm	20'6"
3 Upperframe Width without Handles	3030 mm	9'11"	3030 mm	9'11"
4 Tail Swing Radius	3521 mm	11'7"	3521 mm	11'7"
5 Counterweight Clearance without Shoe Lug	1397 mm	4'7"	1213 mm	4'0"
Counterweight Clearance with Shoe Lug	1431 mm	4'8"	1247 mm	4'1"
6 Ground Clearance without Shoe Lug	510 mm	1'8"	476 mm	1'7"
7 Length to Center of Rollers	4770 mm	15'8"	4040 mm	13'3"
8 Track Length with Triple Grouser Shoes	5770 mm	18'11"	5040 mm	16'6"
9 Track Gauge:				
Retracted	2400 mm	7'10"	—	—
Extended	3400 mm	11'2"	—	—
Fixed	—	—	2590 mm	8'6"

(continued on next page)

340 UHD Hydraulic Excavator Specifications

Dimensions (continued)

All dimensions are approximate and may vary depending on bucket selection.



Boom Option

Two-Piece Retrofit Boom

Stick Option

R3.2DB (10'6")

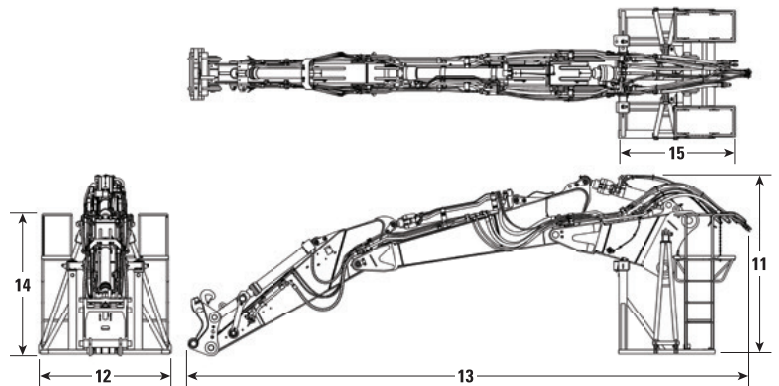
Undercarriage Options

	Hydraulic Variable Gauge		Fixed Gauge	
10 Undercarriage Width – Retracted (with steps):				
600 mm (24") Shoes	3255 mm	10'8"	—	—
700 mm (28") Shoes	3255 mm	10'8"	—	—
Undercarriage Width – Extended (with steps):				
600 mm (24") Shoes	4255 mm	14'0"	—	—
700 mm (28") Shoes	4255 mm	14'0"	—	—
Undercarriage Width – Retracted (without steps):				
600 mm (24") Shoes	3000 mm	9'10"	—	—
700 mm (28") Shoes	3100 mm	10'2"	—	—
Undercarriage Width – Extended (without steps):				
600 mm (24") Shoes	4000 mm	13'1"	—	—
700 mm (28") Shoes	4100 mm	13'5"	—	—
Undercarriage Width (without steps):				
600 mm (24") Shoes	—	—	3190 mm	10'6"
700 mm (28") Shoes	—	—	3290 mm	10'10"

Front Transportation Dimensions: Two-Piece Retrofit Boom

	R3.2DB (10'6")	
11 Maximum Height*	3420 mm	11'3"
12 Maximum Width*	2500 mm	8'2"
13 Maximum Length*	10 370 mm	34'0"
14 Height of Cradle only	2644 mm	8'8"
15 Length of Cradle only	2295 mm	7'6"

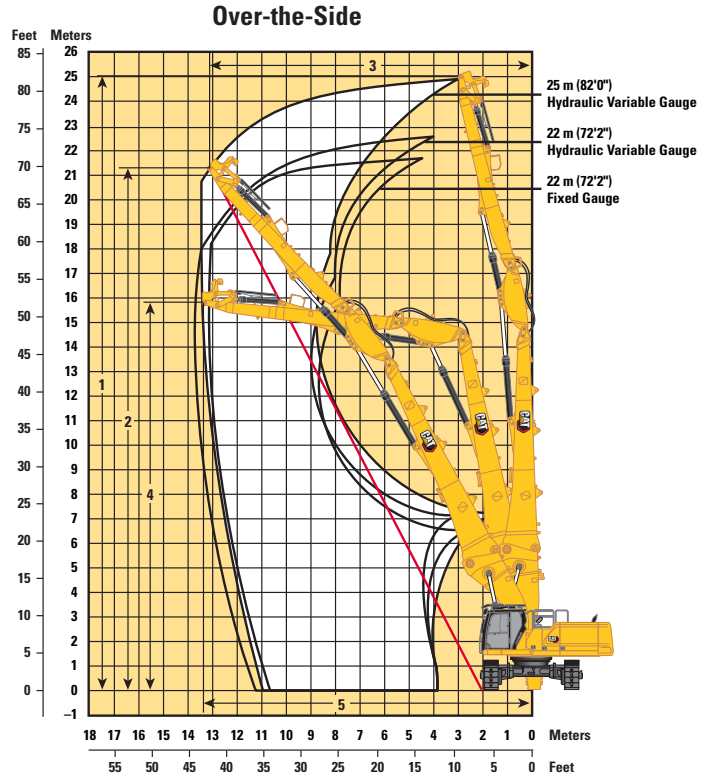
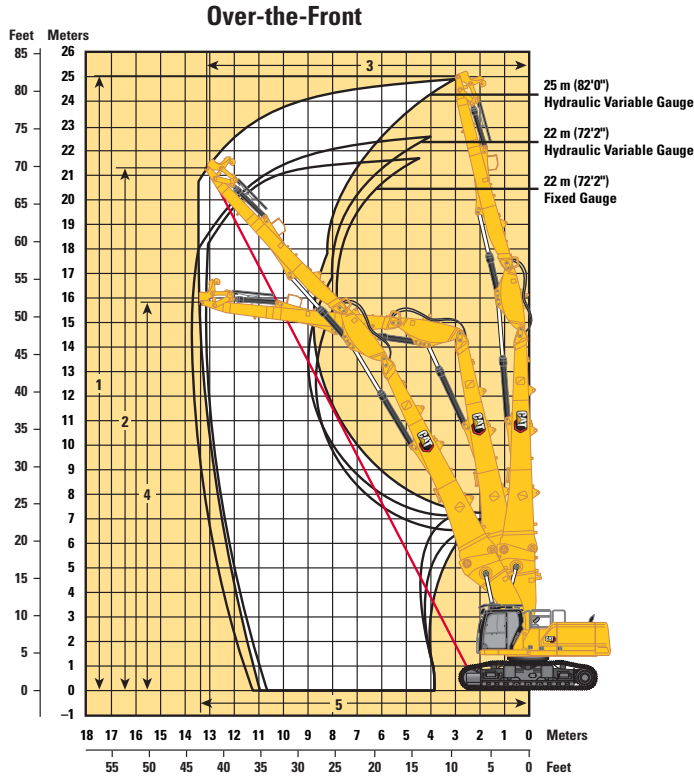
*with or without quick coupler



340 UHD Hydraulic Excavator Specifications

Working Ranges and Forces

All dimensions are approximate and may vary depending on bucket selection.



Boom Options

UHD Boom

	25 m (82'0")	22 m (72'2")	22 m (72'2")
--	--------------	--------------	--------------

Stick Options

UHD Stick

UHD Stick

Undercarriage Options

Hydraulic Variable Gauge

Fixed Gauge

Over-the-Front:

1 Maximum Pin Height at Stick Nose	25 000 mm	82'0"	22 000 mm	72'2"	21 820 mm	71'7"
Maximum Weight at Stick Nose	3300 kg	7,280 lb	3700 kg	8,160 lb	3700 kg	8,160 lb
2 Maximum Working Pin Height at Stick Nose (1/2 line)	21 270 mm	69'9"	18 590 mm	61'0"	18 650 mm	61'2"
3 Maximum Working Reach at Stick Nose (1/2 line)	13 020 mm	42'9"	11 680 mm	38'4"	11 345 mm	37'3"
4 Maximum Height at Stick Nose in Maximum Reach Position	15 900 mm	52'2"	12 640 mm	41'6"	12 630 mm	41'5"
5 Maximum Reach at Stick Nose	13 330 mm	43'9"	13 550 mm	44'5"	13 100 mm	43'0"

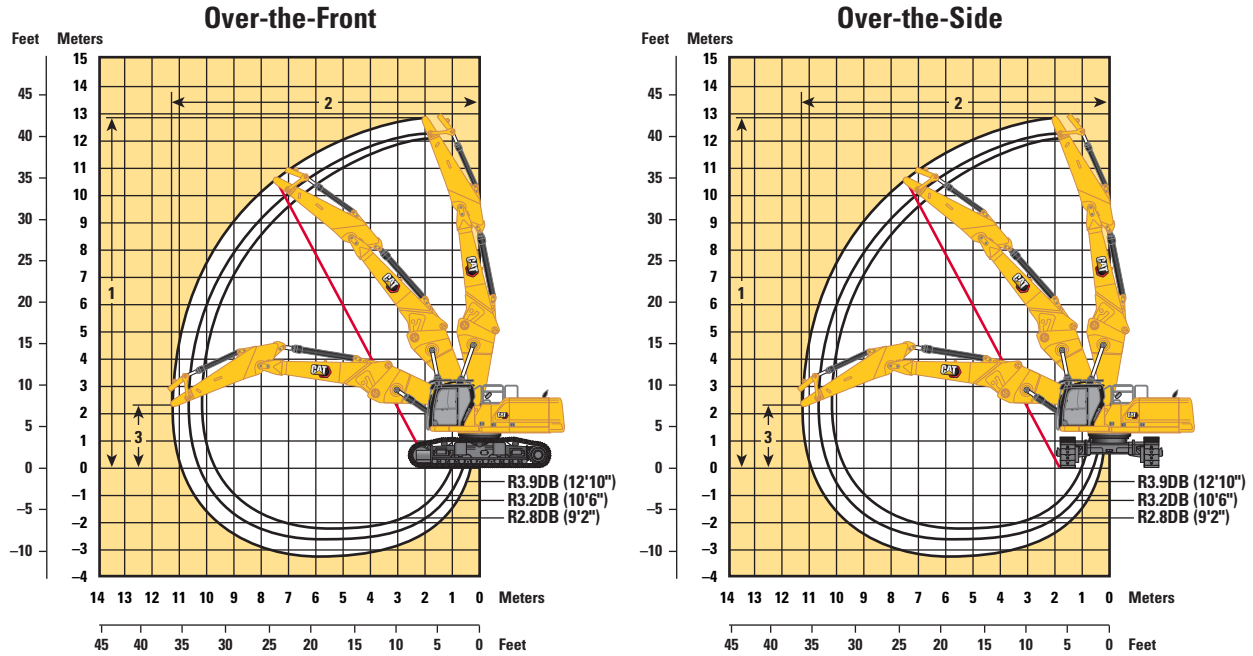
Over-the-Side:

1 Maximum Pin Height at Stick Nose	25 000 mm	82'0"	22 000 mm	72'2"	21 820 mm	71'7"
Maximum Weight at Stick Nose	3300 kg	7,280 lb	3700 kg	8,160 lb	3700 kg	8,160 lb
2 Maximum Working Pin Height at Stick Nose (1/2 line)	21 560 mm	70'9"	18 890 mm	62'0"	18 960 mm	62'2"
3 Maximum Working Reach at Stick Nose (1/2 line)	12 480 mm	40'11"	11 145 mm	36'7"	10 775 mm	35'4"
4 Maximum Height at Stick Nose in Maximum Reach Position	15 900 mm	52'2"	12 640 mm	41'6"	13 200 mm	43'4"
5 Maximum Reach at Stick Nose	13 330 mm	43'9"	13 550 mm	44'5"	10 860 mm	35'8"

340 UHD Hydraulic Excavator Specifications

Working Ranges and Forces

All dimensions are approximate and may vary depending on bucket selection.



Boom Option

Retrofit Boom Straight Position

Stick Options

Retrofit Stick

R3.9DB (12'10")

R3.2DB (10'6")

R2.8DB (9'2")

Undercarriage Option

Hydraulic Variable Gauge

Over-the-Front:

1 Maximum Pin Height at Stick Nose	12 970 mm	42'7"	12 330 mm	40'5"	12 090 mm	39'8"
2 Maximum Reach at Stick Nose	11 320 mm	37'2"	10 620 mm	34'10"	10 280 mm	33'9"
3 Maximum Height at Stick Nose in Maximum Reach Position	2310 mm	7'7"	2310 mm	7'7"	2310 mm	7'7"
Maximum Weight at Stick Nose	4200 kg	9,260 lb	4200 kg	9,260 lb	4200 kg	9,260 lb

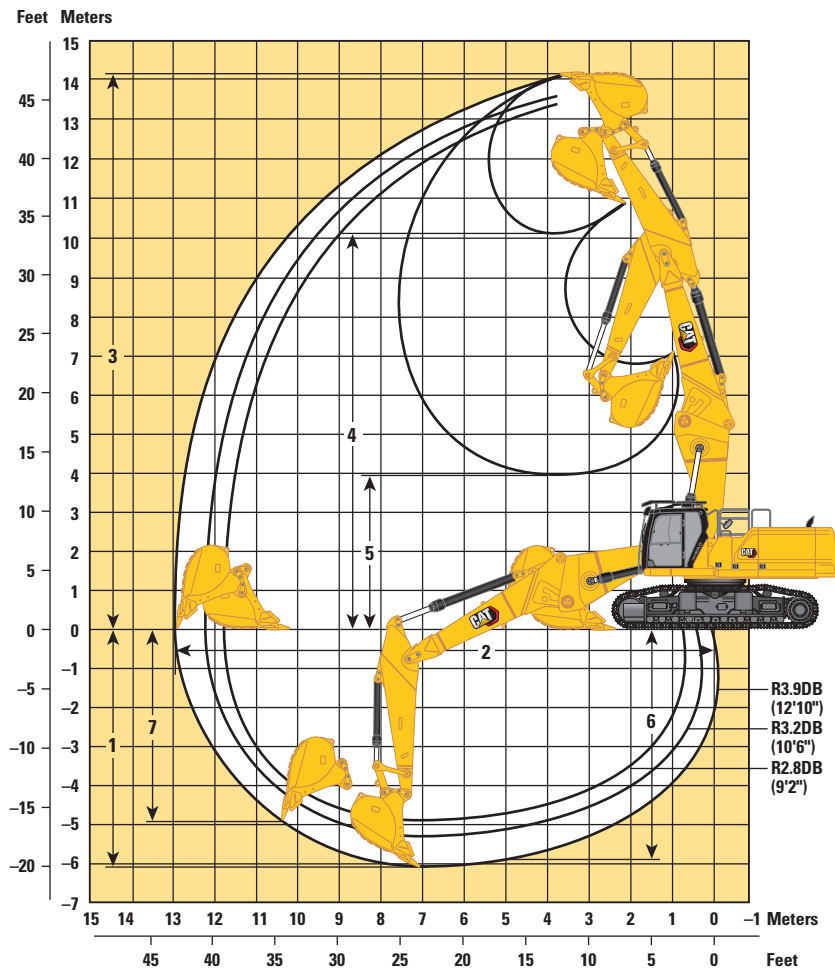
Over-the-Side:

1 Maximum Pin Height at Stick Nose	12 970 mm	42'7"	12 330 mm	40'5"	12 090 mm	39'8"
2 Maximum Reach at Stick Nose	11 320 mm	37'2"	10 620 mm	34'10"	10 280 mm	33'9"
3 Maximum Height at Stick Nose in Maximum Reach Position	2310 mm	7'7"	2310 mm	7'7"	2310 mm	7'7"
Maximum Weight at Stick Nose	4200 kg	9,260 lb	4200 kg	9,260 lb	4200 kg	9,260 lb

340 UHD Hydraulic Excavator Specifications

Working Ranges and Forces

All dimensions are approximate and may vary depending on bucket selection.



Boom Option

Retrofit Boom Straight Position

Stick Options

Retrofit Stick

R3.9DB (12'10")

R3.2DB (10'6")

R2.8DB (9'2")

Undercarriage Option

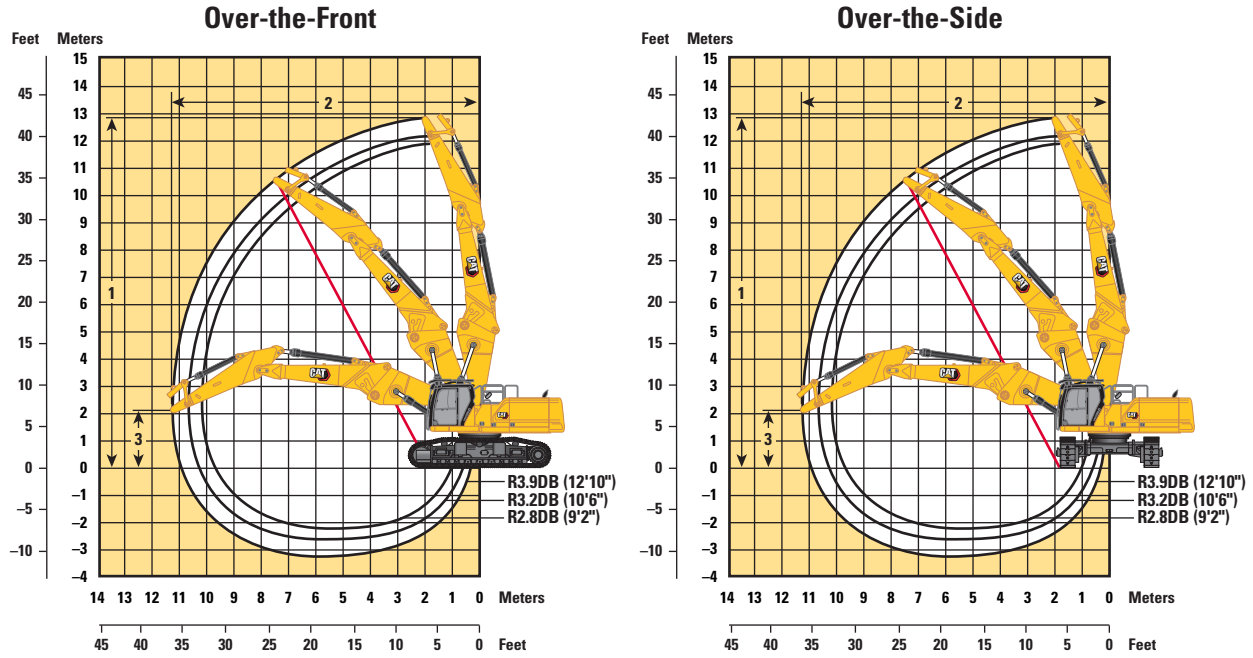
Hydraulic Variable Gauge

1 Maximum Digging Depth	6010 mm	19'9"	5310 mm	17'5"	4910 mm	16'1"
2 Maximum Reach at Ground Line	12 900 mm	42'4"	12 190 mm	40'0"	11 850 mm	38'11"
3 Maximum Cutting Height	14 240 mm	46'9"	13 610 mm	44'8"	13 400 mm	44'0"
4 Maximum Loading Height	10 730 mm	35'2"	10 110 mm	33'2"	9900 mm	32'6"
5 Minimum Loading Height	3900 mm	12'10"	4540 mm	14'11"	5060 mm	16'7"
6 Maximum Depth Cut for 2440 mm (8'0") Level Bottom	5880 mm	19'3"	5160 mm	16'11"	4750 mm	15'7"
7 Maximum Vertical Wall Digging Depth	4990 mm	16'4"	4990 mm	16'4"	3970 mm	13'0"
Bucket Digging Force (ISO)	210 kN	47,160 lbf	210 kN	47,160 lbf	210 kN	47,160 lbf
Stick Digging Force (ISO)	144 kN	32,440 lbf	166 kN	37,300 lbf	185 kN	41,500 lbf
Bucket Type	GDC		GDC		GDC	
Bucket Capacity	2.27 m ³	2.97 yd	2.27 m ³	2.97 yd ³	2.27 m ³	2.97 yd ³
Bucket Tip Radius	1762 mm	5'9"	1762 mm	5'9"	1762 mm	5'9"

340 UHD Hydraulic Excavator Specifications

Working Ranges and Forces

All dimensions are approximate and may vary depending on bucket selection.



Boom Option

Stick Options

Undercarriage Option

Over-the-Front:

	R3.9DB (12'10")		R3.2DB (10'6")		R2.8DB (9'2")	
1 Maximum Pin Height at Stick Nose	12 790 mm	42'0"	12 150 mm	39'10"	11 910 mm	39'1"
2 Maximum Reach at Stick Nose	11 320 mm	37'2"	10 620 mm	34'10"	10 260 mm	33'8"
3 Maximum Height at Stick Nose in Maximum Reach Position	2130 mm	7'0"	2130 mm	7'0"	2130 mm	7'0"
Maximum Weight at Stick Nose	3400 kg	7,500 lb	3400 kg	7,500 lb	3400 kg	7,500 lb

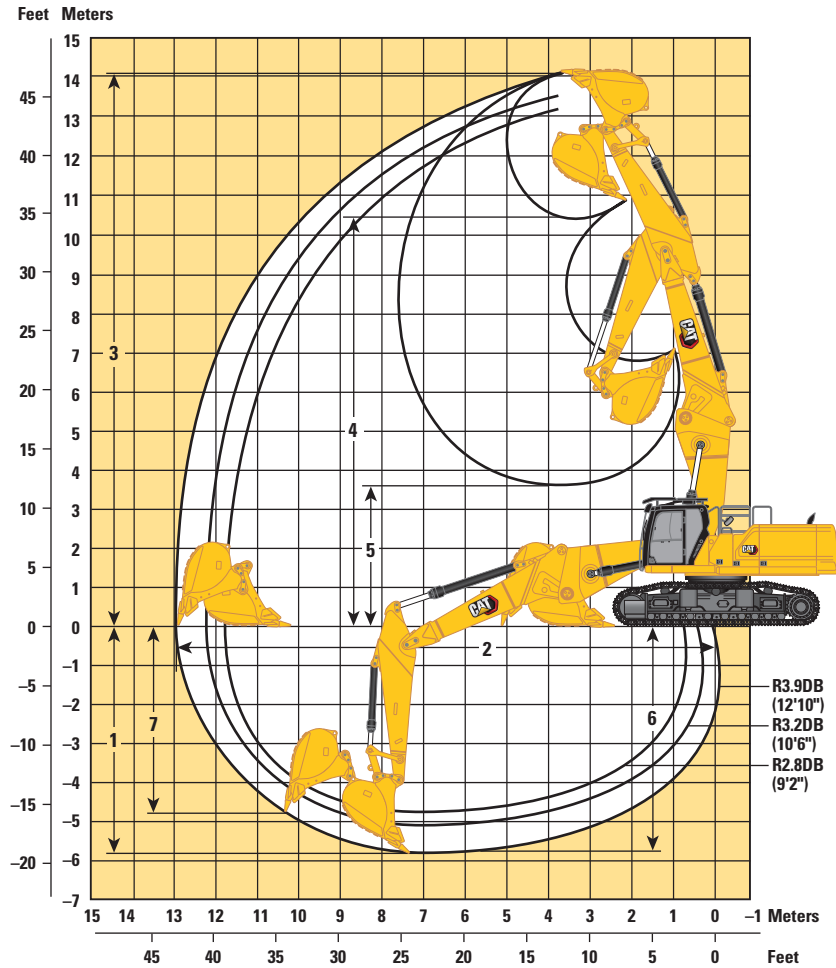
Over-the-Side:

	R3.9DB (12'10")		R3.2DB (10'6")		R2.8DB (9'2")	
1 Maximum Pin Height at Stick Nose	12 790 mm	42'0"	12 150 mm	39'10"	11 910 mm	39'1"
2 Maximum Reach at Stick Nose	11 320 mm	37'2"	10 620 mm	34'10"	10 260 mm	33'8"
3 Maximum Height at Stick Nose in Maximum Reach Position	2130 mm	7'0"	2130 mm	7'0"	2130 mm	7'0"
Maximum Weight at Stick Nose	3400 kg	7,500 lb	3400 kg	7,500 lb	3400 kg	7,500 lb

340 UHD Hydraulic Excavator Specifications

Working Ranges and Forces

All dimensions are approximate and may vary depending on bucket selection.



Boom Option

Retrofit Boom Straight Position

Stick Options

Retrofit Stick

R3.9DB (12'10")

R3.2DB (10'6")

R2.8DB (9'2")

Undercarriage Option

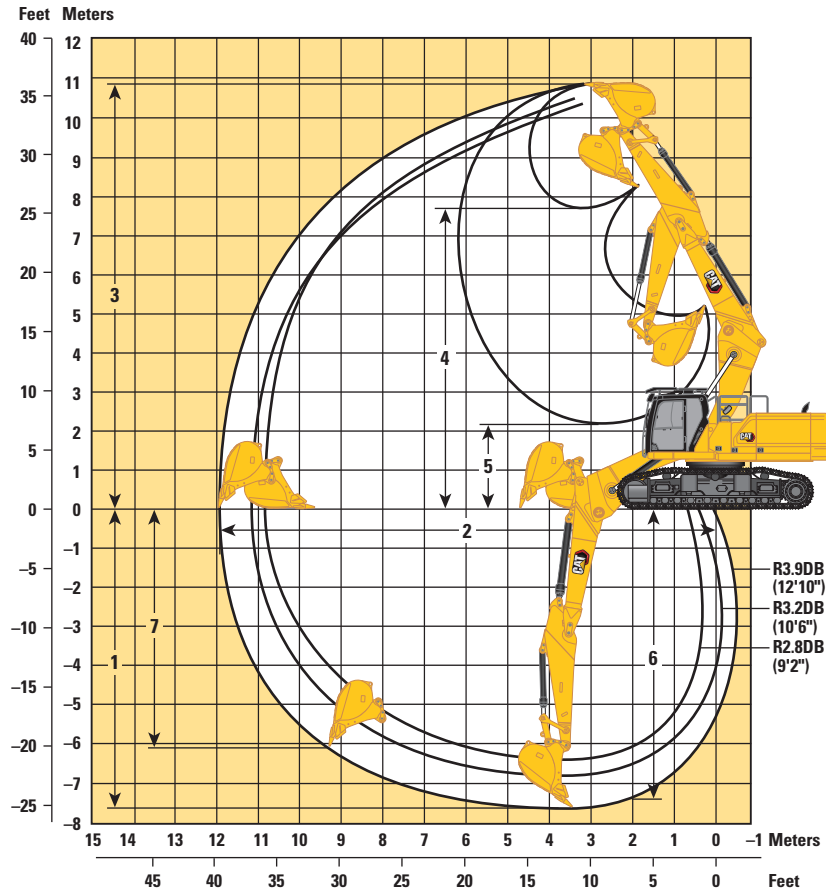
Fixed Gauge

1 Maximum Digging Depth	5830 mm	19'2"	5130 mm	16'10"	4730 mm	15'6"
2 Maximum Reach at Ground Line	12 900 mm	42'4"	12 190 mm	40'0"	11 850 mm	38'11"
3 Maximum Cutting Height	14 060 mm	46'2"	13 430 mm	44'1"	13 220 mm	43'4"
4 Maximum Loading Height	10 550 mm	34'7"	9930 mm	32'7"	920 mm	3'0"
5 Minimum Loading Height	3720 mm	12'2"	4360 mm	14'4"	4880 mm	16'0"
6 Maximum Depth Cut for 2440 mm (8'0") Level Bottom	5700 mm	18'8"	4980 mm	16'4"	4570 mm	15'0"
7 Maximum Vertical Wall Digging Depth	4810 mm	15'9"	4810 mm	15'9"	3790 mm	12'5"
Bucket Digging Force (ISO)	210 kN	47,160 lbf	210 kN	47,160 lbf	210 kN	47,160 lbf
Stick Digging Force (ISO)	144 kN	32,440 lbf	166 kN	37,300 lbf	185 kN	41,500 lbf
Bucket Type	GDC		GDC		GDC	
Bucket Capacity	2.27 m ³	2.97 yd ³	2.27 m ³	2.97 yd ³	2.27 m ³	2.97 yd ³
Bucket Tip Radius	1762 mm	5'9"	1762 mm	5'9"	1762 mm	5'9"

340 UHD Hydraulic Excavator Specifications

Working Ranges and Forces

All dimensions are approximate and may vary depending on bucket selection.



Boom Option

Retrofit Boom Bent Position

Stick Options

Retrofit Stick

R3.9DB (12'10")

R3.2DB (10'6")

R2.8DB (9'2")

Undercarriage Option

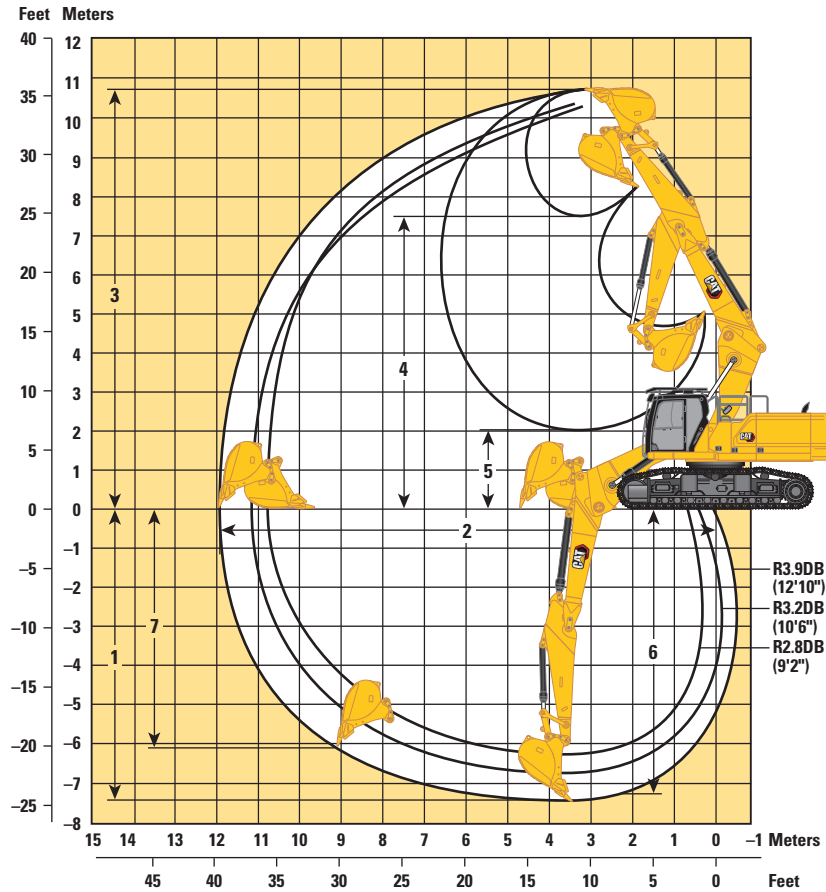
Hydraulic Variable Gauge

	R3.9DB (12'10")		R3.2DB (10'6")		R2.8DB (9'2")	
	GDC		GDC		GDC	
1 Maximum Digging Depth	7580 mm	24'10"	6880 mm	22'7"	6480 mm	21'3"
2 Maximum Reach at Ground Line	11 910 mm	39'1"	11 220 mm	36'10"	10 930 mm	35'10"
3 Maximum Cutting Height	10 880 mm	35'8"	10 480 mm	34'5"	10 560 mm	34'8"
4 Maximum Loading Height	7680 mm	25'2"	7310 mm	24'0"	7330 mm	24'1"
5 Minimum Loading Height	2220 mm	7'3"	2920 mm	9'7"	3320 mm	10'11"
6 Maximum Depth Cut for 2440 mm (8'0") Level Bottom	7440 mm	24'5"	6730 mm	22'1"	6310 mm	20'8"
7 Maximum Vertical Wall Digging Depth	6160 mm	20'3"	5340 mm	17'6"	5340 mm	17'6"
Bucket Digging Force (ISO)	210 kN	47,160 lbf	210 kN	47,160 lbf	210 kN	47,160 lbf
Stick Digging Force (ISO)	144 kN	32,440 lbf	166 kN	37,300 lbf	185 kN	41,500 lbf
Bucket Type	GDC		GDC		GDC	
Bucket Capacity	2.27 m ³	2.97 yd ³	2.27 m ³	2.97 yd ³	2.27 m ³	2.97 yd ³
Bucket Tip Radius	1762 mm	5'9"	1762 mm	5'9"	1762 mm	5'9"

340 UHD Hydraulic Excavator Specifications

Working Ranges and Forces

All dimensions are approximate and may vary depending on bucket selection.

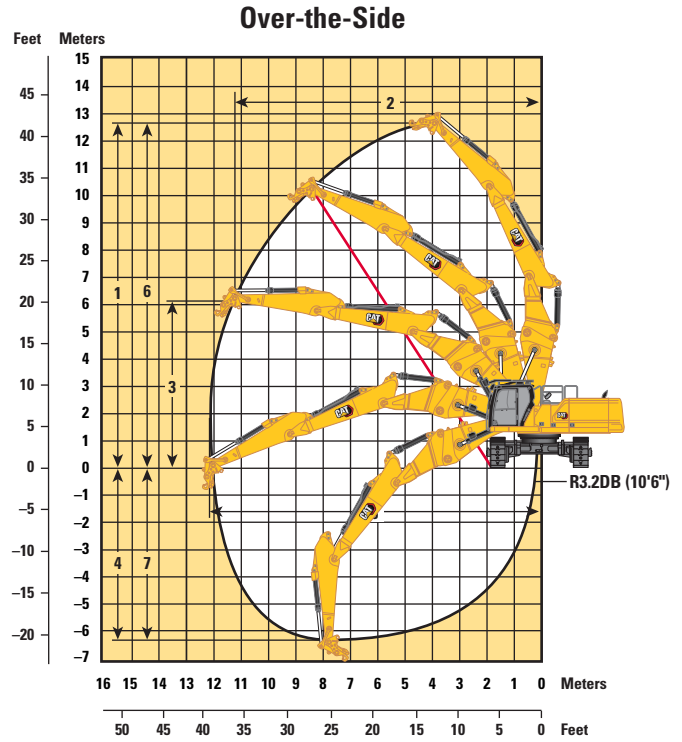
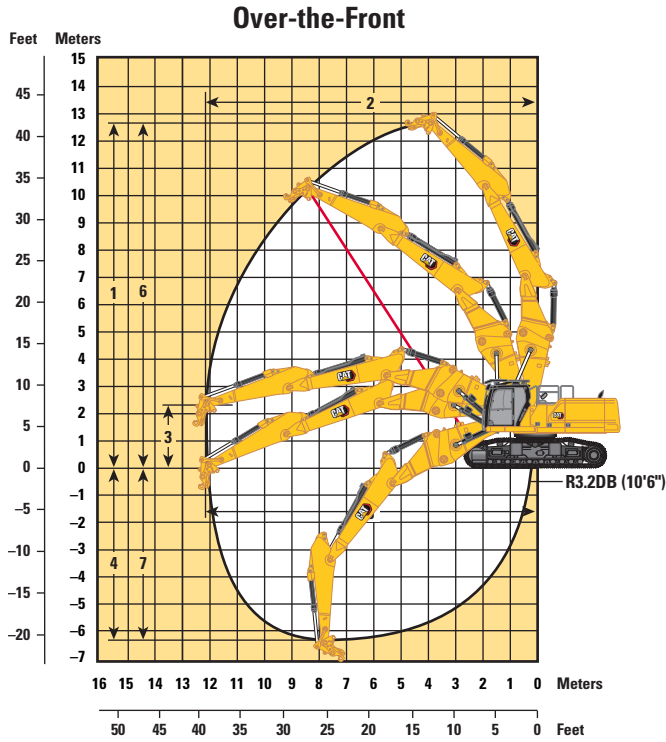


Boom Option	Retrofit Boom Bent Position					
	R3.9DB (12'10")		R3.2DB (10'6")		R2.8DB (9'2")	
Stick Options	Retrofit Stick					
	R3.9DB (12'10")		R3.2DB (10'6")		R2.8DB (9'2")	
Undercarriage Option	Fixed Gauge					
	GDC		GDC		GDC	
1 Maximum Digging Depth	7400 mm	24'3"	6700 mm	22'0"	6300 mm	20'8"
2 Maximum Reach at Ground Line	11 910 mm	39'1"	11 220 mm	36'10"	10 930 mm	35'10"
3 Maximum Cutting Height	10 700 mm	35'1"	10 300 mm	33'10"	10 380 mm	34'1"
4 Maximum Loading Height	7500 mm	24'7"	7130 mm	23'5"	7150 mm	23'5"
5 Minimum Loading Height	2040 mm	6'8"	2740 mm	9'0"	2140 mm	7'0"
6 Maximum Depth Cut for 2440 mm (8'0") Level Bottom	7260 mm	23'10"	6550 mm	21'6"	6130 mm	20'1"
7 Maximum Vertical Wall Digging Depth	5980 mm	19'7"	5160 mm	16'11"	5160 mm	16'11"
Bucket Digging Force (ISO)	210 kN	47,160 lbf	210 kN	47,160 lbf	210 kN	47,160 lbf
Stick Digging Force (ISO)	144 kN	32,440 lbf	166 kN	37,300 lbf	185 kN	41,500 lbf
Bucket Type	GDC		GDC		GDC	
Bucket Capacity	2.27 m ³	2.97 yd ³	2.27 m ³	2.97 yd ³	2.27 m ³	2.97 yd ³
Bucket Tip Radius	1762 mm	5'9"	1762 mm	5'9"	1762 mm	5'9"

340 UHD Hydraulic Excavator Specifications

Working Ranges and Forces

All dimensions are approximate and may vary depending on bucket selection.



Boom Option

Two-Piece Retrofit Boom

Stick Option

R3.2DB (10'6")

Undercarriage Options

Hydraulic Variable Gauge

Over-the-Front:

1 Maximum Pin Height at Stick Nose	12 640 mm	41'6"
2 Maximum Reach at Stick Nose	12 200 mm	40'0"
3 Maximum Height at Stick Nose in Maximum Reach Position	2310 mm	7'7"
Maximum Weight at Stick Nose	4500 kg	9,920 lb

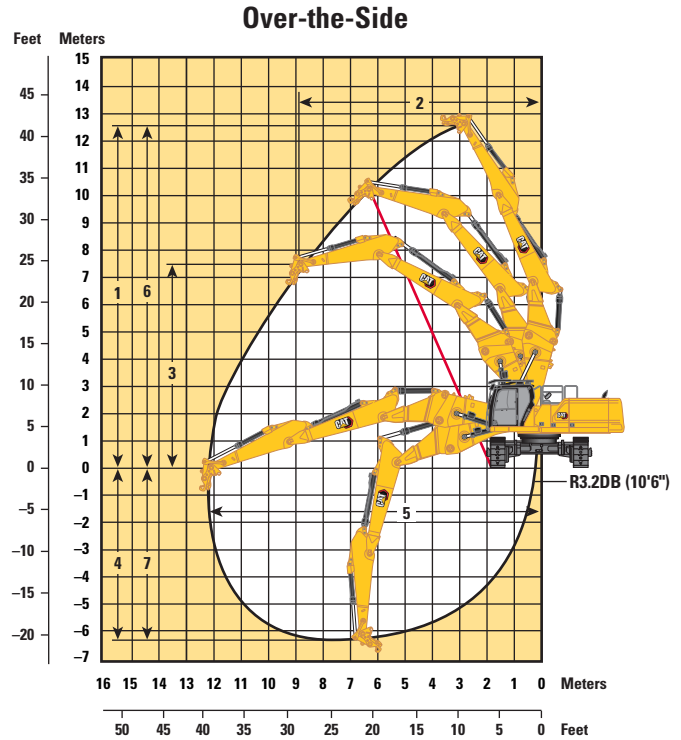
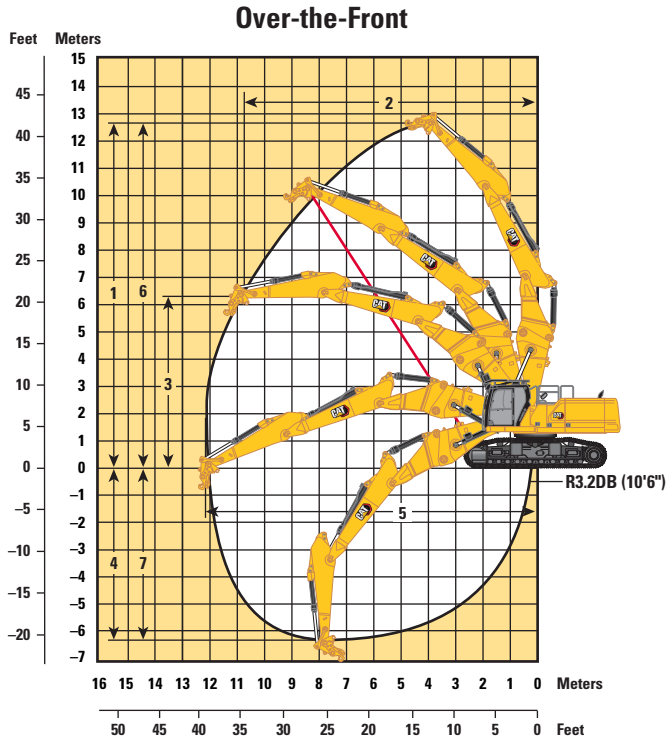
Over-the-Side:

1 Maximum Pin Height at Stick Nose	12 640 mm	41'6"
2 Maximum Reach at Stick Nose	11 230 mm	36'10"
3 Maximum Height at Stick Nose in Maximum Reach Position	6130 mm	20'1"
Maximum Weight at Stick Nose	4500 kg	9,920 lb
4 Maximum Vertical Depth at Stick Nose (without work tool)	6290 mm	20'8"
5 Maximum Reach at Ground Line of Stick Nose (without work tool)	12 200 mm	40'0"
6 Maximum Pin Height at Stick Nose (without work tool)	12 640 mm	41'6"
7 Maximum Vertical Wall Digging Depth	6290 mm	20'8"
Bucket Digging Force (ISO)	210 kN	47,160 lbf
Stick Digging Force (ISO)	166 kN	37,300 lbf
Bucket Type	GDC	
Bucket Capacity	2.27 m ³	2.97 yd ³
Bucket Tip Radius	1762 mm	5'9"

340 UHD Hydraulic Excavator Specifications

Working Ranges and Forces

All dimensions are approximate and may vary depending on bucket selection.

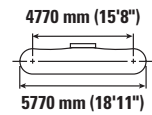
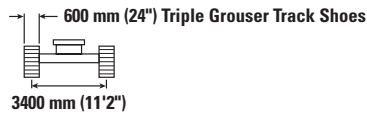
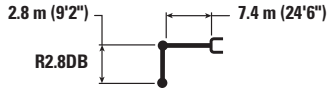


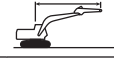










Boom Option	Two-Piece Retrofit Boom	
Stick Option	R3.2DB (10'6")	
Undercarriage Options	Fixed Gauge	
Over-the-Front:		
1 Maximum Pin Height at Stick Nose	12 460 mm	40'11"
2 Maximum Reach at Stick Nose	10 870 mm	35'8"
3 Maximum Height at Stick Nose in Maximum Reach Position	6310 mm	20'8"
Maximum Weight at Stick Nose	4500 kg	9,920 lb
Over-the-Side:		
1 Maximum Pin Height at Stick Nose	12 460 mm	40'11"
2 Maximum Reach at Stick Nose	8950 mm	29'4"
3 Maximum Height at Stick Nose in Maximum Reach Position	7670 mm	25'2"
Maximum Weight at Stick Nose	4500 kg	9,920 lb
4 Maximum Vertical Depth at Stick Nose (without work tool)	6470 mm	21'3"
5 Maximum Reach at Ground Line of Stick Nose (without work tool)	12 200 mm	40'0"
6 Maximum Pin Height at Stick Nose (without work tool)	12 460 mm	40'11"
7 Maximum Vertical Wall Digging Depth	6470 mm	21'3"
Bucket Digging Force (ISO)	210 kN	47,160 lbf
Stick Digging Force (ISO)	166 kN	37,300 lbf
Bucket Type	GDC	
Bucket Capacity	2.27 m ³	2.97 yd ³
Bucket Tip Radius	1762 mm	5'9"

340 UHD Hydraulic Excavator Specifications

Retrofit Boom (straight position) – with Bucket Linkages, without Bucket, Heavy Lift: On

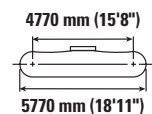
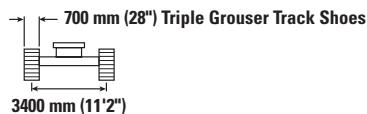
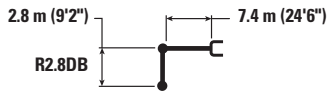
Hydraulic Variable Gauge Undercarriage

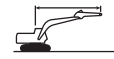












		4500 mm/15'0"		6000 mm/20'0"		7500 mm/25'0"		9000 mm/30'0"				mm ft/in
												
10 500 mm 35'0"	kg lb	*33,800	*33,800	*13 100	*13 100					*11 700 *26,450	*11 700 *26,450	6170 19'5"
9000 mm 30'0"	kg lb			*14 050 *30,700	*14 050 *30,700	*12 500 *23,700	*12 500 *23,700			*10 100 *22,400	*10 100 *22,400	7800 25'1"
7500 mm 25'0"	kg lb	*13 650 *29,850	*13 650 *29,850	*14 550 *31,550	*14 550 *31,550	*12 600 *27,450	*12 600 *27,450			*9350 *20,650	*9350 *20,650	8880 28'10"
6000 mm 20'0"	kg lb	*20 300 *43,650	*20 300 *43,650	*15 650 *33,800	*15 650 *33,800	*13 050 *28,300	*13 050 *28,300	*11 400 *24,800	10 250 22,050	*9000 *19,800	*9000 *19,800	9600 31'4"
4500 mm 15'0"	kg lb			*16 950 *36,650	*16 950 *36,650	*13 650 *29,550	13 200 28,400	*11 600 *25,100	10 050 21,650	*8900 *19,600	8500 18,700	10 050 32'11"
3000 mm 10'0"	kg lb			*17 900 *38,700	17 450 37,650	*14 100 *30,550	12 750 27,450	*11 700 *25,400	9850 21,200	*9050 *19,950	8150 17,900	10 260 33'7"
1500 mm 5'0"	kg lb			*17 900 *38,800	16 900 36,450	*14 200 *30,750	12 400 26,700	*11 600 *25,100	9650 20,800	*9450 *20,750	8100 17,800	10 250 33'7"
0 mm 0'0"	kg lb			*16 850 *36,650	16 750 36,000	*13 650 *29,550	12 200 26,300	*11 050 *23,750	9550 20,550	*9100 *20,000	8350 18,350	10 010 32'9"
-1500 mm -5'0"	kg lb			*15 000 *32,550	*15 000 *32,550	*12 350 *26,600	12 200 26,250	*9650 *20,450	9550 *20,450	*8250 *18,150	*8250 *18,150	9530 31'2"

Retrofit Boom (straight position) – with Bucket Linkages, without Bucket, Heavy Lift: On

Hydraulic Variable Gauge Undercarriage



		4500 mm/15'0"		6000 mm/20'0"		7500 mm/25'0"		9000 mm/30'0"				mm ft/in
												
10 500 mm 35'0"	kg lb	*33,800	*33,800	*13 100	*13 100					*11 700 *26,450	*11 700 *26,450	6170 19'5"
9000 mm 30'0"	kg lb			*14 050 *30,700	*14 050 *30,700	*12 500 *23,700	*12 500 *23,700			*10 100 *22,400	*10 100 *22,400	7800 25'1"
7500 mm 25'0"	kg lb	*13 650 *29,850	*13 650 *29,850	*14 550 *31,550	*14 550 *31,550	*12 600 *27,450	*12 600 *27,450			*9350 *20,650	*9350 *20,650	8880 28'10"
6000 mm 20'0"	kg lb	*20 300 *43,650	*20 300 *43,650	*15 650 *33,800	*15 650 *33,800	*13 050 *28,300	*13 050 *28,300	*11 400 *24,800	10 450 22,400	*9000 *19,800	*9000 *19,800	9600 31'4"
4500 mm 15'0"	kg lb			*16 950 *36,650	*16 950 *36,650	*13 650 *29,550	13 400 28,900	*11 600 *25,100	10 250 22,050	*8900 *19,600	8650 19,050	10 050 32'11"
3000 mm 10'0"	kg lb			*17 900 *38,700	17 750 38,250	*14 100 *30,550	12 950 27,900	*11 700 *25,400	10 000 21,550	*9050 *19,950	8300 18,250	10 260 33'7"
1500 mm 5'0"	kg lb			*17 900 *38,800	17 200 37,100	*14 200 *30,750	12 600 27,150	*11 600 *25,100	9800 21,150	*9450 *20,750	8250 18,100	10 250 33'7"
0 mm 0'0"	kg lb			*16 850 *36,650	*16 850 *36,650	*13 650 *29,550	12 450 26,800	*11 050 *23,750	9700 20,950	*9100 *20,000	8500 18,650	10 010 32'9"
-1500 mm -5'0"	kg lb			*15 000 *32,550	*15 000 *32,550	*12 350 *26,600	*12 350 *26,600	*9650 *20,450	*9650 *20,450	*8250 *18,150	*8250 *18,150	9530 31'2"



ISO 10567



* Indicates that the load is limited by hydraulic lifting capacity rather than tipping load. The above loads are in compliance with hydraulic excavator lift capacity standard ISO 10567:2007. They do not exceed 87% of hydraulic lifting capacity or 75% of tipping load. Weight of all lifting accessories must be deducted from the above lifting capacities. Lifting capacities are based on the machine standing on a firm, uniform supporting surface. The use of a work tool attachment point to handle/lift objects, could affect the machine lift performance.

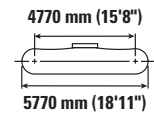
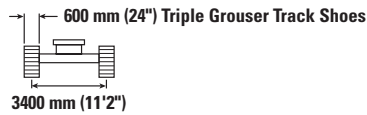
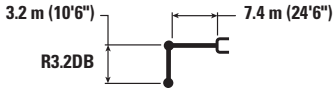
Lift capacity stays with ±5% for all available track shoes.



Always refer to the appropriate Operation and Maintenance Manual for specific product information.

340 UHD Hydraulic Excavator Specifications

Retrofit Boom (straight position) – with Bucket Linkages, without Bucket, Heavy Lift: On

Hydraulic Variable Gauge Undercarriage



	4500 mm/15'0"		6000 mm/20'0"		7500 mm/25'0"		9000 mm/30'0"		10 500 mm/35'0"				mm ft/in
	kg lb	kg lb	kg lb	kg lb	kg lb	kg lb	kg lb	kg lb	kg lb	kg lb	kg lb	kg lb	
12 000 mm 40'0"	kg lb											*11 700 *11 700	4210
10 500 mm 35'0"	kg lb			*11 750 *24,500	*11 750 *24,500							*8850 *19,900	6720 21'3"
9000 mm 30'0"	kg lb			*12 150 *26,800	*12 150 *26,800	*11 250 *23,450	*11 250 *23,450					*7850 *17,400	8230 26'7"
7500 mm 25'0"	kg lb	*11 800 *25,850	*11 800 *25,850	*12 750 *27,950	*12 750 *27,950	*12 200 *26,550	*12 200 *26,550	*9500 *17,350	*9500 *17,350			*7350 *16,250	9260 30'1"
6000 mm 20'0"	kg lb	*19 400 *41,300	*19 400 *41,300	*15 150 *32,700	*15 150 *32,700	*12 700 *27,550	*12 700 *27,550	*11 100 *24,200	10 350 22,200			*7150 *15,750	9960 32'6"
4500 mm 15'0"	kg lb			*16 500 *35,700	*16 500 *35,700	*13 350 *28,950	13 250 28,550	*11 400 *24,700	10 100 21,750			*7150 *15,750	10 390 34'0"
3000 mm 10'0"	kg lb			*17 650 *38,150	17 600 37,900	*13 950 *30,150	12 800 27,550	*11 600 *25,150	9850 21,200	*8650 7850		*7300 *16,100	10 600 34'8"
1500 mm 5'0"	kg lb			*17 900 *38,800	16 950 36,550	*14 150 *30,600	12 400 26,700	*11 600 *25,100	9650 20,750	*9000 7750		*7650 *16,850	10 580 34'8"
0 mm 0'0"	kg lb			*17 200 *37,300	16 700 35,900	*13 750 *29,800	12 150 26,200	*11 200 *24,150	9500 20,450			*8250 *18,100	10 350 33'11"
-1500 mm -5'0"	kg lb	*14 600 *33,750	*14 600 *33,750	*15 550 *33,800	*15 550 *33,800	*12 700 *27,400	12 100 26,100	*10 100 *21,650	9450 20,450			*8250 *18,100	9890 32'4"
-3000 mm -10'0"	kg lb					*10 600 *22,750	*10 600 *22,750					*9600 *21,700	8100 25'10"



ISO 10567



* Indicates that the load is limited by hydraulic lifting capacity rather than tipping load. The above loads are in compliance with hydraulic excavator lift capacity standard ISO 10567:2007. They do not exceed 87% of hydraulic lifting capacity or 75% of tipping load. Weight of all lifting accessories must be deducted from the above lifting capacities. Lifting capacities are based on the machine standing on a firm, uniform supporting surface. The use of a work tool attachment point to handle/lift objects, could affect the machine lift performance.

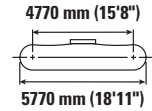
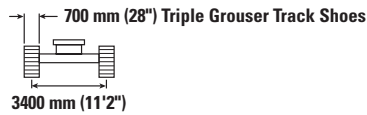
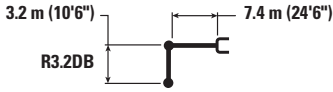
Lift capacity stays with ±5% for all available track shoes.

Always refer to the appropriate Operation and Maintenance Manual for specific product information.

340 UHD Hydraulic Excavator Specifications

Retrofit Boom (straight position) – with Bucket Linkages, without Bucket, Heavy Lift: On

Hydraulic Variable Gauge Undercarriage



		4500 mm/15'0"		6000 mm/20'0"		7500 mm/25'0"		9000 mm/30'0"		10 500 mm/35'0"		mm ft/in		
12 000 mm 40'0"	kg lb											*11 700	*11 700	4210
10 500 mm 35'0"	kg lb			*11 750 *24,500	*11 750 *24,500							*8850 *19,900	*8850 *19,900	6720 21'3"
9000 mm 30'0"	kg lb			*12 150 *26,800	*12 150 *26,800	*11 250 *23,450	*11 250 *23,450					*7850 *17,400	*7850 *17,400	8230 26'7"
7500 mm 25'0"	kg lb	*11 800 *25,850	*11 800 *25,850	*12 750 *27,950	*12 750 *27,950	*12 200 *26,550	*12 200 *26,550	*9500 *17,350	*9500 *17,350			*7350 *16,250	*7350 *16,250	9260 30'1"
6000 mm 20'0"	kg lb	*19 400 *41,300	*19 400 *41,300	*15 150 *32,700	*15 150 *32,700	*12 700 *27,550	*12 700 *27,550	*11 100 *24,200	10 500 22,550			*7150 *15,750	*7150 *15,750	9960 32'6"
4500 mm 15'0"	kg lb			*16 500 *35,700	*16 500 *35,700	*13 350 *28,950	*13 350 *28,950	*11 400 *24,700	10 300 22,100			*7150 *15,750	*7150 *15,750	10 390 34'0"
3000 mm 10'0"	kg lb			*17 650 *38,150	*17 650 *38,150	*13 950 *30,150	13 000 28,000	*11 600 *25,150	10 000 21,600	*8650 8000		*7300 *16,100	*7300 *16,100	10 600 34'8"
1500 mm 5'0"	kg lb			*17 900 *38,800	17 250 37,200	*14 150 *30,600	12 600 27,200	*11 600 *25,100	9800 21,100	*9000 7900		*7650 *16,850	*7650 *16,850	10 580 34'8"
0 mm 0'0"	kg lb			*17 200 *37,300	17 000 36,550	*13 750 *29,800	12 400 26,700	*11 200 *24,150	9650 20,850			*8250 *18,100	8050 17,700	10 350 33'11"
-1500 mm -5'0"	kg lb	*14 600 *33,750	*14 600 *33,750	*15 550 *33,800	*15 550 *33,800	*12 700 *27,400	12 350 26,550	*10 100 *21,650	9650 20,800			*8250 *18,100	*8250 *18,100	9890 32'4"
-3000 mm -10'0"	kg lb					*10 600 *22,750	*10 600 *22,750					*9600 *21,700	*9600 *21,700	8100 25'10"



ISO 10567



* Indicates that the load is limited by hydraulic lifting capacity rather than tipping load. The above loads are in compliance with hydraulic excavator lift capacity standard ISO 10567:2007. They do not exceed 87% of hydraulic lifting capacity or 75% of tipping load. Weight of all lifting accessories must be deducted from the above lifting capacities. Lifting capacities are based on the machine standing on a firm, uniform supporting surface. The use of a work tool attachment point to handle/lift objects, could affect the machine lift performance.

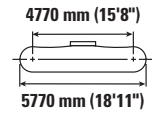
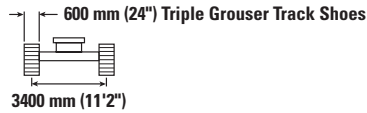
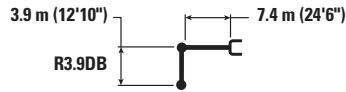
Lift capacity stays with ±5% for all available track shoes.

Always refer to the appropriate Operation and Maintenance Manual for specific product information.

340 UHD Hydraulic Excavator Specifications

Retrofit Boom (straight position) – with Bucket Linkages, without Bucket, Heavy Lift: On

Hydraulic Variable Gauge Undercarriage



		4500 mm/15'0"		6000 mm/20'0"		7500 mm/25'0"		9000 mm/30'0"		10 500 mm/35'0"		mm ft/in		
		kg lb	kg lb	kg lb	kg lb	kg lb	kg lb	kg lb	kg lb	kg lb	kg lb	kg lb	kg lb	
12 000 mm 40'0"	kg lb											*8350 *19,100	*8350 *19,100	5780 17'9"
10 500 mm 35'0"	kg lb			*10 000 *22,000	*10 000 *22,000	*8200 *18,200	*8200 *18,200					*6800 *15,200	*6800 *15,200	7790 24'11"
9000 mm 30'0"	kg lb			*9500 *21,050	*9500 *21,050	*9650 *21,100	*9650 *21,100	*6950 *15,300	*6950 *15,300			*6100 *13,550	*6100 *13,550	9120 29'6"
7500 mm 25'0"	kg lb			*9600 *21,150	*9600 *21,150	*10 100 *22,150	*10 100 *22,150	*9450 *20,100	*9450 *20,100			*5750 *12,700	*5750 *12,700	10 060 32'9"
6000 mm 20'0"	kg lb	*11 050 *23,600	*11 050 *23,600	*11 500 *24,850	*11 500 *24,850	*11 400 *24,800	*11 400 *24,800	*10 650 *23,050	10 450 22,450	*7150 *12,350	*7150 *12,350	*5600 *12,300	*5600 *12,300	10 710 35'0"
4500 mm 15'0"	kg lb	*20 950 *45,000	*20 950 *45,000	*15 700 *33,850	*15 700 *33,850	*12 800 *27,750	*12 800 *27,750	*11 000 *23,850	10 200 21,900	*9300 *18,750	8000 17,200	*5550 *12,250	*5550 *12,250	11 110 36'4"
3000 mm 10'0"	kg lb			*17 050 *36,850	*17 050 *36,850	*13 550 *29,300	12 900 27,750	*11 350 *24,550	9900 21,300	*9750 *21,050	7850 16,900	*5650 *12,450	*5650 *12,450	11 300 37'0"
1500 mm 5'0"	kg lb			*17 750 *38,400	17 100 36,800	*13 950 *30,200	12 450 26,800	*11 500 *24,900	9600 20,700	*9650 *20,800	7750 16,650	*5900 *12,950	*5900 *12,950	11 290 37'0"
0 mm 0'0"	kg lb	*9400 *21,950	*9400 *21,950	*17 500 *38,000	16 650 35,800	*13 900 *30,050	12 100 26,100	*11 300 *24,450	9450 20,300	*9250 *19,750	7650 16,450	*6250 *13,800	*6250 *13,800	11 070 36'3"
-1500 mm -5'0"	kg lb	*13 700 *31,500	*13 700 *31,500	*16 350 *35,500	*16 350 *35,500	*13 150 *28,400	12 000 25,800	*10 600 *22,850	9350 20,150	*8100 *18,050	7650 16,450	*6850 *15,100	*6850 *15,100	10 640 34'10"
-3000 mm -10'0"	kg lb			*14 250 *30,850	*14 250 *30,850	*11 600 *24,900	*11 600 *24,900	*9050 *19,250	*9050 *19,250			*7800 *17,300	*7800 *17,300	9640 31'5"



ISO 10567



* Indicates that the load is limited by hydraulic lifting capacity rather than tipping load. The above loads are in compliance with hydraulic excavator lift capacity standard ISO 10567:2007. They do not exceed 87% of hydraulic lifting capacity or 75% of tipping load. Weight of all lifting accessories must be deducted from the above lifting capacities. Lifting capacities are based on the machine standing on a firm, uniform supporting surface. The use of a work tool attachment point to handle/lift objects, could affect the machine lift performance.

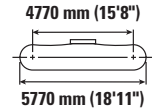
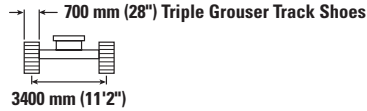
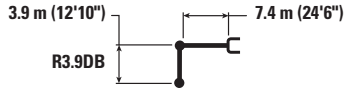
Lift capacity stays with ±5% for all available track shoes.

Always refer to the appropriate Operation and Maintenance Manual for specific product information.

340 UHD Hydraulic Excavator Specifications

Retrofit Boom (straight position) – with Bucket Linkages, without Bucket, Heavy Lift: On

Hydraulic Variable Gauge Undercarriage



		4500 mm/15'0"		6000 mm/20'0"		7500 mm/25'0"		9000 mm/30'0"		10 500 mm/35'0"		mm ft/in		
12 000 mm 40'0"	kg lb											*8350 *19,100	*8350 *19,100	5780 17'9"
10 500 mm 35'0"	kg lb			*10 000 *22,000	*10 000 *22,000	*8200 *8200	*8200 *8200					*6800 *15,200	*6800 *15,200	7790 24'11"
9000 mm 30'0"	kg lb			*9500 *21,050	*9500 *21,050	*9650 *21,100	*9650 *21,100	*6950 *6950	*6950 *6950			*6100 *13,550	*6100 *13,550	9120 29'6"
7500 mm 25'0"	kg lb			*9600 *21,150	*9600 *21,150	*10 100 *22,150	*10 100 *22,150	*9450 *20,100	*9450 *20,100			*5750 *12,700	*5750 *12,700	10 060 32'9"
6000 mm 20'0"	kg lb	*11 050 *23,600	*11 050 *23,600	*11 500 *24,850	*11 500 *24,850	*11 400 *24,800	*11 400 *24,800	*10 650 *23,050	*10 650 *22,850	*7150 *12,350	*7150 *12,350	*5600 *12,300	*5600 *12,300	10 710 35'0"
4500 mm 15'0"	kg lb	*20 950 *45,000	*20 950 *45,000	*15 700 *33,850	*15 700 *33,850	*12 800 *27,750	*12 800 *27,750	*11 000 *23,850	10 350 *18,750	9300 17,500	8150 17,500	*5550 *12,250	*5550 *12,250	11 110 36'4"
3000 mm 10'0"	kg lb			*17 050 *36,850	*17 050 *36,850	13 100 *29,300	13 100 *28,250	*11 350 *24,550	10 050 21,650	*9750 *21,050	8000 17,200	*5650 *12,450	*5650 *12,450	11 300 37'0"
1500 mm 5'0"	kg lb			*17 750 *38,400	17 400 37,450	*13 950 *30,200	12 650 27,250	*11 500 *24,900	9800 21,100	*9650 *20,800	7850 16,950	*5900 *12,950	*5900 *12,950	11 290 37'0"
0 mm 0'0"	kg lb	*9400 *21,950	*9400 *21,950	*17 500 *38,000	16 950 36,450	*13 900 *30,050	12 350 26,600	*11 300 *24,450	9600 20,700	*9250 *19,750	7800 16,750	*6250 *13,800	*6250 *13,800	11 070 36'3"
-1500 mm -5'0"	kg lb	*13 700 *31,500	*13 700 *31,500	*16 350 *35,500	*16 350 *35,500	*13 150 *28,400	12 200 26,300	*10 600 *22,850	9500 20,500	*8100 *19,250	7800 19,250	*6850 *15,100	*6850 *15,100	10 640 34'10"
-3000 mm -10'0"	kg lb			*14 250 *30,850	*14 250 *30,850	*11 600 *24,900	*11 600 *24,900	*9050 *19,250	*9050 *19,250			*7800 *17,300	*7800 *17,300	9640 31'5"



ISO 10567



* Indicates that the load is limited by hydraulic lifting capacity rather than tipping load. The above loads are in compliance with hydraulic excavator lift capacity standard ISO 10567:2007. They do not exceed 87% of hydraulic lifting capacity or 75% of tipping load. Weight of all lifting accessories must be deducted from the above lifting capacities. Lifting capacities are based on the machine standing on a firm, uniform supporting surface. The use of a work tool attachment point to handle/lift objects, could affect the machine lift performance.

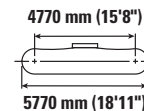
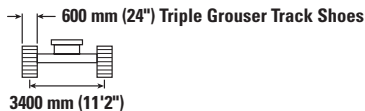
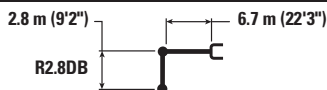
Lift capacity stays with ±5% for all available track shoes.

Always refer to the appropriate Operation and Maintenance Manual for specific product information.

340 UHD Hydraulic Excavator Specifications

Retrofit Boom (bent position) – with Bucket Linkages, without Bucket, Heavy Lift: On

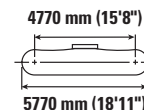
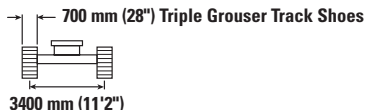
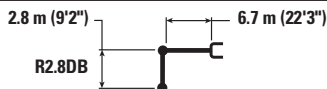
Hydraulic Variable Gauge Undercarriage



Boom Length	Unit	3000 mm/10'0"		4500 mm/15'0"		6000 mm/20'0"		7500 mm/25'0"		9000 mm/30'0"		mm ft/in		
		kg lb	kg lb	kg lb	kg lb	kg lb	kg lb	kg lb	kg lb	kg lb	kg lb	kg lb	kg lb	
9000 mm 30'0"	kg lb											*9750 *21,700	*9750 *21,700	6550 20'11"
7500 mm 25'0"	kg lb							*10 800 *22,150	*10 800 *22,150			*9100 *20,100	*9100 *20,100	7810 25'3"
6000 mm 20'0"	kg lb					*12 350 *26,800	*12 350 *26,800	*11 150 *24,300	*11 150 *24,300			*8900 *19,600	*8900 *19,600	8620 28'1"
4500 mm 15'0"	kg lb			*18 700 *40,050	*18 700 *40,050	*14 150 *30,500	*14 150 *30,500	*11 950 *26,000	*11 950 *26,000	*10 550	10 400	*9050 *19,900	*9050 *19,900	9120 29'10"
3000 mm 10'0"	kg lb			*42,400	*42,400	*16 050 *34,650	*16 050 *34,650	*13 000 *28,150	*13 000 *28,150	*11 300	10 200	*9450 *20,750	*9450 *20,750	9360 30'8"
1500 mm 5'0"	kg lb			*12 600 *30,600	*12 600 *30,600	*17 500 *37,850	*17 500 *37,850	*13 850 *30,000	12 900 *27,800	*11 700	9950	*10 200 *22,400	9450 20,800	9340 30'7"
0 mm 0'0"	kg lb			*17 750 *41,350	*17 750 *41,350	*18 150 *39,300	17 300 37,250	*14 300 *31,000	12 650 27,200	*11 800	9850	*11 400 *25,150	9700 21,400	9080 29'9"
-1500 mm -5'0"	kg lb	*13 550 *30,750	*13 550 *30,750	*23 500 *51,000	*23 500 *51,000	*17 900 *38,800	17 150 36,950	*14 150 *30,600	12 500 26,950			*12 050 *26,550	10 500 23,200	8540 27'11"
-3000 mm -10'0"	kg lb			*21 400 *46,350	*21 400 *46,350	*16 600 *35,850	*16 600 *35,850	*12 800 *27,300	12 600 27,250			*12 350 *27,200	12 250 27,150	7680 25'0"

Retrofit Boom (bent position) – with Bucket Linkages, without Bucket, Heavy Lift: On

Hydraulic Variable Gauge Undercarriage



Boom Length	Unit	3000 mm/10'0"		4500 mm/15'0"		6000 mm/20'0"		7500 mm/25'0"		9000 mm/30'0"		mm ft/in		
		kg lb	kg lb	kg lb	kg lb	kg lb	kg lb	kg lb	kg lb	kg lb	kg lb	kg lb	kg lb	
9000 mm 30'0"	kg lb											*9750 *21,700	*9750 *21,700	6550 20'11"
7500 mm 25'0"	kg lb							*10 800 *22,150	*10 800 *22,150			*9100 *20,100	*9100 *20,100	7810 25'3"
6000 mm 20'0"	kg lb					*12 350 *26,800	*12 350 *26,800	*11 150 *24,300	*11 150 *24,300			*8900 *19,600	*8900 *19,600	8620 28'1"
4500 mm 15'0"	kg lb			*18 700 *40,050	*18 700 *40,050	*14 150 *30,500	*14 150 *30,500	*11 950 *26,000	*11 950 *26,000	*10 550	10 550	*9050 *19,900	*9050 *19,900	9120 29'10"
3000 mm 10'0"	kg lb			*42,400	*42,400	*16 050 *34,650	*16 050 *34,650	*13 000 *28,150	*13 000 *28,150	*11 300	10 350	*9450 *20,750	*9450 *20,750	9360 30'8"
1500 mm 5'0"	kg lb			*12 600 *30,600	*12 600 *30,600	*17 500 *37,850	*17 500 *37,850	*13 850 *30,000	13 150 *28,300	*11 700	10 150	*10 200 *22,400	9650 21,200	9340 30'7"
0 mm 0'0"	kg lb			*17 750 *41,350	*17 750 *41,350	*18 150 *39,300	17 600 37,900	*14 300 *31,000	12 850 27,700	*11 800	10 000	*11 400 *25,150	9900 21,800	9080 29'9"
-1500 mm -5'0"	kg lb	*13 550 *30,750	*13 550 *30,750	*23 500 *51,000	*23 500 *51,000	*17 900 *38,800	17 450 37,600	*14 150 *30,600	12 750 27,450			*12 050 *26,550	10 700 23,600	8540 27'11"
-3000 mm -10'0"	kg lb			*21 400 *46,350	*21 400 *46,350	*16 600 *35,850	*16 600 *35,850	*12 800 *27,300	*12 800 *27,300			*12 350 *27,200	*12 350 *27,200	7680 25'0"



ISO 10567



* Indicates that the load is limited by hydraulic lifting capacity rather than tipping load. The above loads are in compliance with hydraulic excavator lift capacity standard ISO 10567:2007. They do not exceed 87% of hydraulic lifting capacity or 75% of tipping load. Weight of all lifting accessories must be deducted from the above lifting capacities. Lifting capacities are based on the machine standing on a firm, uniform supporting surface. The use of a work tool attachment point to handle/lift objects, could affect the machine lift performance.

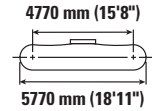
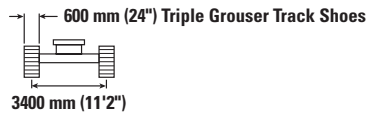
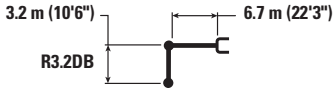
Lift capacity stays with ±5% for all available track shoes.

Always refer to the appropriate Operation and Maintenance Manual for specific product information.

340 UHD Hydraulic Excavator Specifications

Retrofit Boom (bent position) – with Bucket Linkages, without Bucket, Heavy Lift: On

Hydraulic Variable Gauge Undercarriage



		3000 mm/10'0"		4500 mm/15'0"		6000 mm/20'0"		7500 mm/25'0"		9000 mm/30'0"		mm ft/in		
9000 mm 30'0"	kg lb											*7650 *16,950	*7650 *16,950	6950 22'3"
7500 mm 25'0"	kg lb							*10 150 *21,500	*10 150 *21,500			*7200 *15,900	*7200 *15,900	8150 26'5"
6000 mm 20'0"	kg lb					*11 650 *25,300	*11 650 *25,300	*10 600 *23,100	*10 600 *23,100			*7150 *15,700	*7150 *15,700	8930 29'1"
4500 mm 15'0"	kg lb			*17 450 *37,450	*17 450 *37,450	*13 500 *29,100	*13 500 *29,100	*11 500 *25,000	*11 500 *25,000	*10 450 *20,950	10 450 20,950	*7300 *16,000	*7300 *16,000	9420 30'9"
3000 mm 10'0"	kg lb			*21 600 *46,350	*21 600 *46,350	*15 500 *33,400	*15 500 *33,400	*12 600 *27,250	*12 600 *27,250	*11 000 *23,900	10 250 22,000	*7650 *16,800	*7650 *16,800	9640 31'7"
1500 mm 5'0"	kg lb			*17 600 *41,800	*17 600 *41,800	*17 100 *36,950	*17 100 *36,950	*13 550 *29,350	12 950 27,900	*11 500 *24,950	10 000 21,500	*8300 *18,250	*8300 *18,250	9630 31'6"
0 mm 0'0"	kg lb			*19 950 *46,150	*19 950 *46,150	*17 950 *38,900	17 300 37,300	*14 150 *30,650	12 600 27,200	*11 750 *25,400	9800 21,100	*9350 *20,550	9250 20,400	9370 30'8"
-1500 mm -5'0"	kg lb	*14 300 *32,250	*14 300 *32,250	*23 900 *51,850	*23 900 *51,850	*18 000 *38,950	17 100 36,800	*14 200 *30,700	12 450 26,800			*11 100 *24,500	9950 21,950	8850 28'11"
-3000 mm -10'0"	kg lb	*22 150 *50,000	*22 150 *50,000	*22 150 *48,000	*22 150 *48,000	*17 000 *36,750	*17 000 *36,750	*13 300 *28,600	12 500 26,900			*12 100 *26,700	11 400 25,300	8020 26'2"
-4500 mm -15'0"	kg lb					*14 450 *30,800	*14 450 *30,800					*12 300 *27,300	*12 300 *27,300	6760 21'9"



ISO 10567



* Indicates that the load is limited by hydraulic lifting capacity rather than tipping load. The above loads are in compliance with hydraulic excavator lift capacity standard ISO 10567:2007. They do not exceed 87% of hydraulic lifting capacity or 75% of tipping load. Weight of all lifting accessories must be deducted from the above lifting capacities. Lifting capacities are based on the machine standing on a firm, uniform supporting surface. The use of a work tool attachment point to handle/lift objects, could affect the machine lift performance.

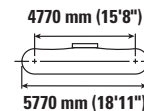
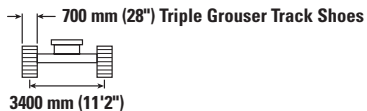
Lift capacity stays with ±5% for all available track shoes.



Always refer to the appropriate Operation and Maintenance Manual for specific product information.

340 UHD Hydraulic Excavator Specifications

Retrofit Boom (bent position) – with Bucket Linkages, without Bucket, Heavy Lift: On

Hydraulic Variable Gauge Undercarriage



	3000 mm/10'0"		4500 mm/15'0"		6000 mm/20'0"		7500 mm/25'0"		9000 mm/30'0"				mm ft/in	
	kg lb	kg lb	kg lb	kg lb	kg lb	kg lb	kg lb	kg lb	kg lb	kg lb	kg lb	kg lb		
9000 mm 30'0"												*7650 *16,950	*7650 *16,950	6950 22'3"
7500 mm 25'0"							*10 150 *21,500	*10 150 *21,500				*7200 *15,900	*7200 *15,900	8150 26'5"
6000 mm 20'0"					*11 650 *25,300	*11 650 *25,300	*10 600 *23,100	*10 600 *23,100				*7150 *15,700	*7150 *15,700	8930 29'1"
4500 mm 15'0"			*17 450 *37,450	*17 450 *37,450	*13 500 *29,100	*13 500 *29,100	*11 500 *25,000	*11 500 *25,000	*10 450 *20,950	*10 450 *20,950		*7300 *16,000	*7300 *16,000	9420 30'9"
3000 mm 10'0"			*21 600 *46,350	*21 600 *46,350	*15 500 *33,400	*15 500 *33,400	*12 600 *27,250	*12 600 *27,250	*11 000 *23,900	10 400 22,400		*7650 *16,800	*7650 *16,800	9640 31'7"
1500 mm 5'0"			*17 600 *41,800	*17 600 *41,800	*17 100 *36,950	*17 100 *36,950	*13 550 *29,350	13 150 28,350	*11 500 *24,950	10 150 21,850		*8300 *18,250	*8300 *18,250	9630 31'6"
0 mm 0'0"			*19 950 *46,150	*19 950 *46,150	*17 950 *38,900	17 600 37,950	*14 150 *30,650	12 850 27,650	*11 750 *25,400	9950 21,500		*9350 *20,550	*9350 *20,550	9370 30'8"
-1500 mm -5'0"		*14 300 *32,250	*14 300 *32,250	*23 900 *51,850	*23 900 *51,850	*18 000 *38,950	17 400 37,450	*14 200 *30,700	12 650 27,300			*11 100 *24,500	10 150 22,350	8850 28'11"
-3000 mm -10'0"		*22 150 *50,000	*22 150 *50,000	*22 150 *48,000	*22 150 *48,000	*17 000 *36,750	*17 000 *36,750	*13 300 *28,600	12 700 27,400			*12 100 *26,700	11 650 25,750	8020 26'2"
-4500 mm -15'0"						*14 450 *30,800	*14 450 *30,800					*12 300 *27,300	*12 300 *27,300	6760 21'9"



ISO 10567



* Indicates that the load is limited by hydraulic lifting capacity rather than tipping load. The above loads are in compliance with hydraulic excavator lift capacity standard ISO 10567:2007. They do not exceed 87% of hydraulic lifting capacity or 75% of tipping load. Weight of all lifting accessories must be deducted from the above lifting capacities. Lifting capacities are based on the machine standing on a firm, uniform supporting surface. The use of a work tool attachment point to handle/lift objects, could affect the machine lift performance.

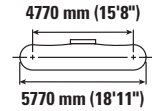
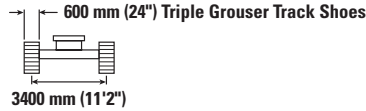
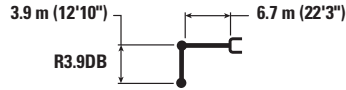
Lift capacity stays with ±5% for all available track shoes.















Always refer to the appropriate Operation and Maintenance Manual for specific product information.

340 UHD Hydraulic Excavator Specifications

Retrofit Boom (bent position) – with Bucket Linkages, without Bucket, Heavy Lift: On

Hydraulic Variable Gauge Undercarriage



	3000 mm/10'0"		4500 mm/15'0"		6000 mm/20'0"		7500 mm/25'0"		9000 mm/30'0"				mm ft/in	
														
9000 mm 30'0"	kg lb						*7450 *14,500	*7450 *14,500			*5950 *13,150	*5950 *13,150	7880 25'5"	
7500 mm 25'0"	kg lb						*9100 *19,950	*9100 *19,950			*5650 *12,450	*5650 *12,450	8950 29'1"	
6000 mm 20'0"	kg lb						*9650 *21,100	*9650 *21,100	*8600 *17,550	*8600 *17,550	*5550 *12,250	*5550 *12,250	9670 31'7"	
4500 mm 15'0"	kg lb					*12 250 *26,500	*12 250 *26,500	*10 650 *23,150	*10 650 *23,150	*9750 *21,250	*9750 *21,250	*5650 *12,400	*5650 *12,400	10 120 33'1"
3000 mm 10'0"	kg lb		*19 550 *42,050	*19 550 *42,050	*14 400 *31,050	*14 400 *31,050	*11 850 *25,650	*11 850 *25,650	*10 400 *22,600	10 300 22,200	*5900 *12,950	*5900 *12,950	10 330 33'10"	
1500 mm 5'0"	kg lb		*22 600 *49,150	*22 600 *49,150	*16 250 *35,150	*16 250 *35,150	*12 950 *28,050	*12 950 *28,050	*11 000 *23,950	10 000 21,550	*6300 *13,850	*6300 *13,850	10 310 33'9"	
0 mm 0'0"	kg lb	*8150 *18,400	*8150 *18,400	*20 650 *47,800	*20 650 *47,800	*17 500 *37,900	17 400 37,400	*13 800 *29,850	12 650 27,200	*11 500 *24,900	9750 21,050	*6950 *15,300	*6950 *15,300	10 070 33'0"
-1500 mm -5'0"	kg lb	*12 950 *29,150	*12 950 *29,150	*24 250 *52,550	*24 250 *52,550	*17 950 *38,850	17 050 36,650	*14 100 *30,550	12 400 26,650	*11 550 *25,000	9650 20,750	*8000 *17,700	*8000 *17,700	9590 31'5"
-3000 mm -10'0"	kg lb	*18 700 *42,200	*18 700 *42,200	*23 150 *50,100	*23 150 *50,100	*17 450 *37,750	16 950 36,500	*13 750 *29,650	12 300 26,550		*9850 *21,900	*9850 *21,900	8840 28'10"	
-4500 mm -15'0"	kg lb			*20 650 *44,500	*20 650 *44,500	*15 800 *33,900	*15 800 *33,900	*12 050 *25,450	*12 050 *25,450		*11 500 *25,300	*11 500 *25,300	7710 25'0"	



ISO 10567



* Indicates that the load is limited by hydraulic lifting capacity rather than tipping load. The above loads are in compliance with hydraulic excavator lift capacity standard ISO 10567:2007. They do not exceed 87% of hydraulic lifting capacity or 75% of tipping load. Weight of all lifting accessories must be deducted from the above lifting capacities. Lifting capacities are based on the machine standing on a firm, uniform supporting surface. The use of a work tool attachment point to handle/lift objects, could affect the machine lift performance.

Lift capacity stays with ±5% for all available track shoes.

Always refer to the appropriate Operation and Maintenance Manual for specific product information.

340 UHD Hydraulic Excavator Specifications

Retrofit Boom (bent position) – with Bucket Linkages, without Bucket, Heavy Lift: On

Hydraulic Variable Gauge Undercarriage

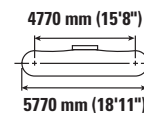
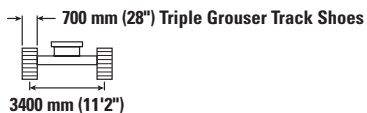


Diagram	3000 mm/10'0"		4500 mm/15'0"		6000 mm/20'0"		7500 mm/25'0"		9000 mm/30'0"		Diagram		mm ft/in
	kg lb	kg lb	kg lb	kg lb	kg lb	kg lb	kg lb	kg lb	kg lb	kg lb	kg lb	kg lb	
9000 mm 30'0"							*7450 *14,500	*7450 *14,500			*5950 *13,150	*5950 *13,150	7880 25'5"
7500 mm 25'0"							*9100 *19,950	*9100 *19,950			*5650 *12,450	*5650 *12,450	8950 29'1"
6000 mm 20'0"							*9650 *21,100	*9650 *21,100	*8600 *17,550	*8600 *17,550	*5550 *12,250	*5550 *12,250	9670 31'7"
4500 mm 15'0"					*12 250 *26,500	*12 250 *26,500	*10 650 *23,150	*10 650 *23,150	*9750 *21,250	*9750 *21,250	*5650 *12,400	*5650 *12,400	10 120 33'1"
3000 mm 10'0"			*19 550 *42,050	*19 550 *42,050	*14 400 *31,050	*14 400 *31,050	*11 850 *25,650	*11 850 *25,650	*10 400 *22,600	*10 400 *22,550	*5900 *12,950	*5900 *12,950	10 330 33'10"
1500 mm 5'0"			*22 600 *49,150	*22 600 *49,150	*16 250 *35,150	*16 250 *35,150	*12 950 *28,050	*12 950 *28,050	*11 000 *23,950	10 200 *21,950	*6300 *13,850	*6300 *13,850	10 310 33'9"
0 mm 0'0"	*8150 *18,400	*8150 *18,400	*20 650 *47,800	*20 650 *47,800	*17 500 *37,900	*17 500 *37,900	*13 800 *29,850	12 850 *27,700	*11 500 *24,900	9950 *21,400	*6950 *15,300	*6950 *15,300	10 070 33'0"
-1500 mm -5'0"	*12 950 *29,150	*12 950 *29,150	*24 250 *52,550	*24 250 *52,550	*17 950 *38,850	17 350 *37,300	*14 100 *30,550	12 600 *27,150	*11 550 *25,000	9800 *21,150	*8000 *17,700	*8000 *17,700	9590 31'5"
-3000 mm -10'0"	*18 700 *42,200	*18 700 *42,200	*23 150 *50,100	*23 150 *50,100	*17 450 *37,750	17 250 *37,150	*13 750 *29,650	12 550 *27,000			*9850 *21,900	*9850 *21,900	8840 28'10"
-4500 mm -15'0"			*20 650 *44,500	*20 650 *44,500	*15 800 *33,900	*15 800 *33,900	*12 050 *25,450	*12 050 *25,450			*11 500 *25,300	*11 500 *25,300	7710 25'0"



ISO 10567



* Indicates that the load is limited by hydraulic lifting capacity rather than tipping load. The above loads are in compliance with hydraulic excavator lift capacity standard ISO 10567:2007. They do not exceed 87% of hydraulic lifting capacity or 75% of tipping load. Weight of all lifting accessories must be deducted from the above lifting capacities. Lifting capacities are based on the machine standing on a firm, uniform supporting surface. The use of a work tool attachment point to handle/lift objects, could affect the machine lift performance.

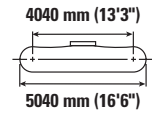
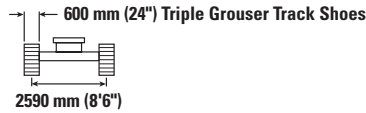
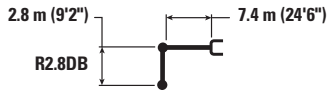
Lift capacity stays with ±5% for all available track shoes.

Always refer to the appropriate Operation and Maintenance Manual for specific product information.

340 UHD Hydraulic Excavator Specifications

Retrofit Boom (straight position) – with Bucket Linkages, without Bucket, Heavy Lift: On

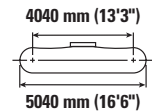
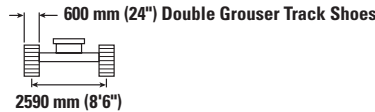
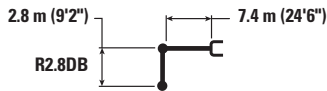
Fixed Gauge Undercarriage



Boom Length	Unit	4500 mm/15'0"		6000 mm/20'0"		7500 mm/25'0"		9000 mm/30'0"		mm ft/in		
		kg lb	kg lb	kg lb	kg lb	kg lb	kg lb	kg lb	kg lb	kg lb	mm ft/in	
10 500 mm 35'0"	kg lb	*15 350 *34,250	*15 350 *34,250							*12 000 *27,200	*12 000 *27,200	5930 18'7"
9000 mm 30'0"	kg lb			*14 050 *30,750	12 550 26,950	*11 650 8450				*10 200 *22,750	8150 18,500	7640 24'7"
7500 mm 25'0"	kg lb	*13 400 *29,400	*13 400 *29,400	*14 450 *31,400	12 300 26,450	*12 550 *27,400	8500 18,300			*9400 *20,750	6400 14,300	8770 28'6"
6000 mm 20'0"	kg lb	*19 950 *42,950	18 200 39,350	*15 500 *33,500	11 650 25,150	12 850 27,600	8250 17,750	9500 20,350	6100 13,050	8600 19,050	5450 12,100	9530 31'1"
4500 mm 15'0"	kg lb			*16 800 *36,300	10 800 23,350	12 350 26,650	7850 16,850	9300 20,000	5900 12,700	7800 17,300	4950 10,900	10 010 32'9"
3000 mm 10'0"	kg lb			16 600 35,750	10 000 21,600	11 900 25,600	7400 15,950	9100 19,550	5700 12,250	7450 16,400	4650 10,250	10 250 33'7"
1500 mm 5'0"	kg lb			16 000 34,400	9450 20,450	11 500 24,800	7050 15,250	8900 19,100	5500 11,850	7350 16,200	4600 10,100	10 260 33'7"
0 mm 0'0"	kg lb			15 750 33,850	9250 19,950	11 300 24,350	6900 14,800	8750 18,850	5400 11,650	7550 16,650	4700 10,350	10 050 32'11"
-1500 mm -5'0"	kg lb			*15 250 *33,100	9300 20,000	11 300 24,300	6850 14,750	8750 18,900	5400 11,700	8100 17,850	5050 11,100	9600 31'5"

Retrofit Boom (straight position) – with Bucket Linkages, without Bucket, Heavy Lift: On

Fixed Gauge Undercarriage



Boom Length	Unit	4500 mm/15'0"		6000 mm/20'0"		7500 mm/25'0"		9000 mm/30'0"		mm ft/in		
		kg lb	kg lb	kg lb	kg lb	kg lb	kg lb	kg lb	kg lb	kg lb	mm ft/in	
10 500 mm 35'0"	kg lb	*15 350 *34,250	*15 350 *34,250							*12 000 *27,200	*12 000 *27,200	5930 18'7"
9000 mm 30'0"	kg lb			*14 050 *30,750	12 600 27,000	*11 650 8500				*10 200 *22,750	8150 18,500	7640 24'7"
7500 mm 25'0"	kg lb	*13 400 *29,400	*13 400 *29,400	*14 450 *31,400	12 300 26,500	*12 550 *27,400	8550 18,300			*9400 *20,750	6400 14,300	8770 28'6"
6000 mm 20'0"	kg lb	*19 950 *42,950	18 250 39,400	*15 500 *33,500	11 700 25,200	12 850 27,650	8250 17,800	9550 20,400	6100 13,050	8600 19,050	5450 12,150	9530 31'1"
4500 mm 15'0"	kg lb			*16 800 *36,300	10 850 23,400	12 400 26,700	7850 16,900	9350 20,050	5950 12,750	7850 17,300	4950 10,900	10 010 32'9"
3000 mm 10'0"	kg lb			16 650 35,800	10 000 21,650	11 950 25,700	7400 16,000	9100 19,600	5700 12,300	7450 16,450	4650 10,300	10 250 33'7"
1500 mm 5'0"	kg lb			16 000 34,500	9500 20,500	11 550 24,900	7100 15,250	8900 19,150	5550 11,900	7400 16,250	4600 10,100	10 260 33'7"
0 mm 0'0"	kg lb			15 800 33,950	9300 20,000	11 350 24,400	6900 14,850	8800 18,900	5400 11,700	7600 16,700	4700 10,350	10 050 32'11"
-1500 mm -5'0"	kg lb			*15 250 *33,100	9300 20,050	11 300 24,350	6850 14,800	8800 18,950	5450 11,700	8100 17,900	5050 11,150	9600 31'5"



ISO 10567



* Indicates that the load is limited by hydraulic lifting capacity rather than tipping load. The above loads are in compliance with hydraulic excavator lift capacity standard ISO 10567:2007. They do not exceed 87% of hydraulic lifting capacity or 75% of tipping load. Weight of all lifting accessories must be deducted from the above lifting capacities. Lifting capacities are based on the machine standing on a firm, uniform supporting surface. The use of a work tool attachment point to handle/lift objects, could affect the machine lift performance.

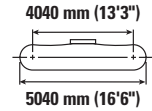
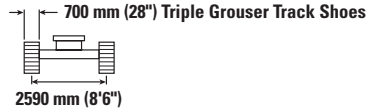
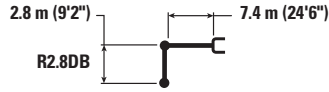
Lift capacity stays with ±5% for all available track shoes.












Always refer to the appropriate Operation and Maintenance Manual for specific product information.

340 UHD Hydraulic Excavator Specifications

Retrofit Boom (straight position) – with Bucket Linkages, without Bucket, Heavy Lift: On

Fixed Gauge Undercarriage



		4500 mm/15'0"		6000 mm/20'0"		7500 mm/25'0"		9000 mm/30'0"				mm ft/in
												
10 500 mm 35'0"	kg lb	*15 350 *34,250	*15 350 *34,250							*12 000 *27,200	*12 000 *27,200	5930 18'7"
9000 mm 30'0"	kg lb			*14 050 *30,750	12 500 26,800	*11 650 8400				*10 200 *22,750	8100 18,350	7640 24'7"
7500 mm 25'0"	kg lb	*13 400 *29,400	*13 400 *29,400	*14 450 *31,400	12 250 26,300	*12 550 *27,400	8450 18,150			*9400 *20,750	6350 14,200	8770 28'6"
6000 mm 20'0"	kg lb	*19 950 *42,950	18 100 39,100	*15 500 *33,500	11 600 25,000	12 750 27,400	8200 17,650	9450 20,250	6050 12,950	8500 18,900	5400 12,000	9530 31'1"
4500 mm 15'0"	kg lb			*16 800 *36,300	10 750 23,200	12 300 26,450	7800 16,750	9250 19,900	5900 12,600	7750 17,150	4900 10,800	10 010 32'9"
3000 mm 10'0"	kg lb			16 450 35,500	9900 21,450	11 800 25,450	7350 15,850	9000 19,400	5650 12,150	7400 16,300	4600 10,200	10 250 33'7"
1500 mm 5'0"	kg lb			15 850 34,150	9400 20,300	11 450 24,650	7000 15,100	8800 18,950	5450 11,800	7300 16,100	4550 10,000	10 260 33'7"
0 mm 0'0"	kg lb			15 650 33,600	9200 19,800	11 250 24,200	6850 14,700	8700 18,700	5350 11,550	7500 16,500	4650 10,250	10 050 32'11"
-1500 mm -5'0"	kg lb			*15 250 *33,100	9200 19,850	11 200 24,100	6800 14,650	8700 18,750	5350 11,600	8050 17,750	5000 11,000	9600 31'5"



ISO 10567



* Indicates that the load is limited by hydraulic lifting capacity rather than tipping load. The above loads are in compliance with hydraulic excavator lift capacity standard ISO 10567:2007. They do not exceed 87% of hydraulic lifting capacity or 75% of tipping load. Weight of all lifting accessories must be deducted from the above lifting capacities. Lifting capacities are based on the machine standing on a firm, uniform supporting surface. The use of a work tool attachment point to handle/lift objects, could affect the machine lift performance.

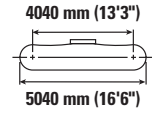
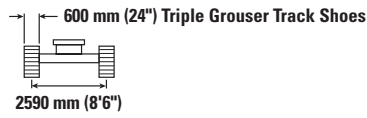
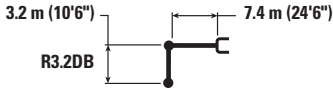
Lift capacity stays with $\pm 5\%$ for all available track shoes.

Always refer to the appropriate Operation and Maintenance Manual for specific product information.

340 UHD Hydraulic Excavator Specifications

Retrofit Boom (straight position) – with Bucket Linkages, without Bucket, Heavy Lift: On

Fixed Gauge Undercarriage



		4500 mm/15'0"		6000 mm/20'0"		7500 mm/25'0"		9000 mm/30'0"		10 500 mm/35'0"		mm ft/in		
10 500 mm 35'0"	kg lb			*11 400 *22,800	*11 400 *22,800							*9050 *20,350	*9050 *20,350	6500 20'6"
9000 mm 30'0"	kg lb			*12 150 *26,800	*12 150 *26,800	*10 950 *22,350	8700 18,500					*7900 *17,600	7500 16,950	8090 26'1"
7500 mm 25'0"	kg lb	*11 600 *25,500	*11 600 *25,500	*12 600 *27,650	12 500 26,850	*12 150 *26,500	8650 18,550	*8850	6200			*7400 *16,350	6000 13,400	9160 29'9"
6000 mm 20'0"	kg lb	*17 950 *36,900	*17 950 *36,900	*15 000 *32,400	11 850 25,550	*12 600 *27,400	8350 17,950	9600 20,550	6150 13,200			*7150 *15,800	5150 11,450	9890 32'3"
4500 mm 15'0"	kg lb			*16 350 *35,350	11 000 23,700	12 450 26,850	7900 17,050	9350 20,100	5950 12,800			*7150 *15,700	4700 10,300	10 360 33'10"
3000 mm 10'0"	kg lb			16 750 36,050	10 100 21,850	11 950 25,750	7450 16,050	9100 19,550	5700 12,300	7150	4500	7100 15,600	4400 9,700	10 590 34'8"
1500 mm 5'0"	kg lb			16 050 34,500	9 500 20,500	11 550 24,850	7050 15,250	8850 19,050	5500 11,850	7100	4400	7000 15,400	4350 9,550	10 600 34'9"
0 mm 0'0"	kg lb			15 700 33,750	9200 19,850	11 300 24,300	6850 14,750	8700 18,750	5350 11,550			7150 15,750	4450 9,750	10 390 34'0"
-1500 mm -5'0"	kg lb	*13 750 *31,850	*13 750 30,350	15 650 33,650	9200 19,750	11 200 24,100	6750 14,600	8700 18,700	5350 11,500			7600 16,800	4700 10,400	9960 32'7"
-3000 mm -10'0"	kg lb			*13 350 *28,850	9300 20,100	*10 900 *23,450	6850 14,750					*9000 *20,100	5750 12,900	8580 27'9"



ISO 10567



* Indicates that the load is limited by hydraulic lifting capacity rather than tipping load. The above loads are in compliance with hydraulic excavator lift capacity standard ISO 10567:2007. They do not exceed 87% of hydraulic lifting capacity or 75% of tipping load. Weight of all lifting accessories must be deducted from the above lifting capacities. Lifting capacities are based on the machine standing on a firm, uniform supporting surface. The use of a work tool attachment point to handle/lift objects, could affect the machine lift performance.

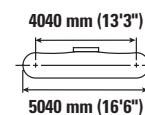
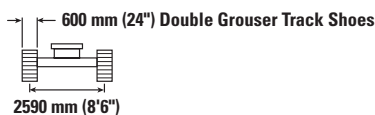
Lift capacity stays with ±5% for all available track shoes.



Always refer to the appropriate Operation and Maintenance Manual for specific product information.

340 UHD Hydraulic Excavator Specifications

Retrofit Boom (straight position) – with Bucket Linkages, without Bucket, Heavy Lift: On

Fixed Gauge Undercarriage



	4500 mm/15'0"		6000 mm/20'0"		7500 mm/25'0"		9000 mm/30'0"		10 500 mm/35'0"				mm ft/in	
	kg lb	kg lb	kg lb	kg lb	kg lb	kg lb	kg lb	kg lb	kg lb	kg lb	kg lb	kg lb		
10 500 mm 35'0"			*11 400 *22,800	*11 400 *22,800							*9050 *20,350	*9050 *20,350	6500 20'6"	
9000 mm 30'0"			*12 150 *26,800	*12 150 *26,800	*10 950 *22,350	8700 18,550					*7900 *17,600	7500 17,000	8090 26'1"	
7500 mm 25'0"	kg lb	*11 600 *25,500	*11 600 *25,500	*12 600 *27,650	12 500 26,900	*12 150 *26,500	8650 18,550	*8850	6250		*7400 *16,350	6000 13,400	9160 29'9"	
6000 mm 20'0"	kg lb	*17 950 *36,900	*17 950 *36,900	*15 000 *32,400	11 850 25,600	*12 600 *27,400	8350 18,000	9600 20,600	6150 13,200		*7150 *15,800	5150 11,450	9890 32'3"	
4500 mm 15'0"	kg lb			*16 350 *35,350	11 000 23,750	12 500 26,900	7900 17,050	9400 20,150	5950 12,800		*7150 *15,700	4700 10,350	10 360 33'10"	
3000 mm 10'0"	kg lb			16 800 36,150	10 150 21,900	12 000 25,800	7450 16,100	9100 19,600	5750 12,300	7200	4500	7100 15,650	4450 9,750	10 590 34'8"
1500 mm 5'0"	kg lb			16 100 34,600	9550 20,550	11 550 24,900	7100 15,300	8900 19,100	5500 11,850	7100	4400	7000 15,450	4350 9,550	10 600 34'9"
0 mm 0'0"	kg lb			15 750 33,850	9250 19,900	11 300 24,350	6850 14,800	8750 18,800	5350 11,550			7200 15,800	4450 9,750	10 390 34'0"
-1500 mm -5'0"	kg lb	*13 750 *31,850	*13 750 30,450	15 700 33,750	9200 19,800	11 250 24,150	6800 14,600	8700 18,750	5350 11,500			7650 16,850	4750 10,400	9960 32'7"
-3000 mm -10'0"	kg lb			*13 350 *28,850	9350 20,150	*10 900 *23,450	6850 14,800					*9000 *20,100	5800 12,950	8580 27'9"



ISO 10567



* Indicates that the load is limited by hydraulic lifting capacity rather than tipping load. The above loads are in compliance with hydraulic excavator lift capacity standard ISO 10567:2007.

They do not exceed 87% of hydraulic lifting capacity or 75% of tipping load. Weight of all lifting accessories must be deducted from the above lifting capacities. Lifting capacities are based on the machine standing on a firm, uniform supporting surface. The use of a work tool attachment point to handle/lift objects, could affect the machine lift performance.

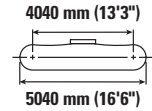
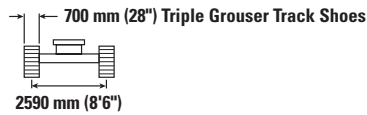
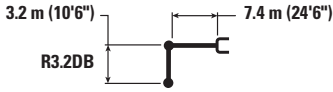
Lift capacity stays with ±5% for all available track shoes.



Always refer to the appropriate Operation and Maintenance Manual for specific product information.

340 UHD Hydraulic Excavator Specifications

Retrofit Boom (straight position) – with Bucket Linkages, without Bucket, Heavy Lift: On

Fixed Gauge Undercarriage



	4500 mm/15'0"		6000 mm/20'0"		7500 mm/25'0"		9000 mm/30'0"		10 500 mm/35'0"				mm ft/in	
	kg lb	kg lb	kg lb	kg lb	kg lb	kg lb	kg lb	kg lb	kg lb	kg lb	kg lb	kg lb		
10 500 mm 35'0"			*11 400 *22,800	*11 400 *22,800							*9050 *20,350	*9050 *20,350	6500 20'6"	
9000 mm 30'0"			*12 150 *26,800	*12 150 *26,800	*10 950 *22,350	8650 18,400					*7900 *17,600	7450 16,850	8090 26'1"	
7500 mm 25'0"	kg lb	*11 600 *25,500	*11 600 *25,500	*12 600 *27,650	12 400 26,700	*12 150 *26,500	8600 18,400	*8850	6200		*7400 *16,350	5950 13,300	9160 29'9"	
6000 mm 20'0"	kg lb	*17 950 *36,900	*17 950 *36,900	*15 000 *32,400	11 800 25,400	*12 600 *27,400	8300 17,850	9500 20,400	6100 13,100		*7150 *15,800	5100 11,350	9890 32'3"	
4500 mm 15'0"	kg lb			*16 350 *35,350	10 900 23,550	12 400 26,650	7850 16,900	9300 20,000	5900 12,700		*7150 *15,700	4650 10,250	10 360 33'10"	
3000 mm 10'0"	kg lb			16 650 35,800	10 050 21,700	11 850 25,550	7400 15,950	9050 19,450	5650 12,200	7100	4450	7050 15,500	4400 9,650	10 590 34'8"
1500 mm 5'0"	kg lb			15 950 34,250	9 450 20,350	11 450 24,650	7000 15,150	8800 18,950	5450 11,750	7050	4350	6950 15,250	4300 9,450	10 600 34'9"
0 mm 0'0"	kg lb			15 600 33,550	9 150 19,700	11 200 24,100	6800 14,650	8650 18,600	5300 11,450			7100 15,650	4400 9,650	10 390 34'0"
-1500 mm -5'0"	kg lb	*13 750 *31,850	*13 750 30,150	15 550 33,400	9100 19,600	11 100 23,950	6700 14,450	8600 18,550	5300 11,400			7550 16,650	4700 10,300	9960 32'7"
-3000 mm -10'0"	kg lb			*13 350 *28,850	9250 19,950	*10 900 *23,450	6800 14,650					*9000 *20,100	5700 12,800	8580 27'9"



ISO 10567



* Indicates that the load is limited by hydraulic lifting capacity rather than tipping load. The above loads are in compliance with hydraulic excavator lift capacity standard ISO 10567:2007. They do not exceed 87% of hydraulic lifting capacity or 75% of tipping load. Weight of all lifting accessories must be deducted from the above lifting capacities. Lifting capacities are based on the machine standing on a firm, uniform supporting surface. The use of a work tool attachment point to handle/lift objects, could affect the machine lift performance.

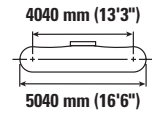
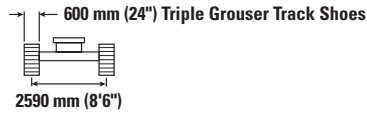
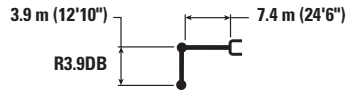
Lift capacity stays with ±5% for all available track shoes.



Always refer to the appropriate Operation and Maintenance Manual for specific product information.

340 UHD Hydraulic Excavator Specifications

Retrofit Boom (straight position) – with Bucket Linkages, without Bucket, Heavy Lift: On

Fixed Gauge Undercarriage



	4500 mm/15'0"		6000 mm/20'0"		7500 mm/25'0"		9000 mm/30'0"		10 500 mm/35'0"				mm ft/in	
	kg lb	kg lb	kg lb	kg lb	kg lb	kg lb	kg lb	kg lb	kg lb	kg lb	kg lb	kg lb		
12 000 mm 40'0"												*8650 *19,900	*8650 *19,900	5470 16'8"
10 500 mm 35'0"			*10 000 *22,000	*10 000 *22,000	*7500 *7500							*6900 *15,500	*6900 *15,500	7600 24'3"
9000 mm 30'0"			*9550 *21,150	*9550 *21,150	*9600 *20,950	8950 19,200						*6150 *13,700	*6150 *13,700	8990 29'1"
7500 mm 25'0"			*9550 *21,000	*9550 *21,000	*10 050 *22,000	8850 19,000	*9300 *19,700	6400 13,700				*5800 *12,800	5200 11,600	9970 32'5"
6000 mm 20'0"	*10 400 *22,350	*10 400 *22,350	*11 100 *24,050	*11 100 *24,050	*11 200 *24,350	8500 18,350	9700 20,850	6300 13,450	*6750 4700	7350 4600		*5600 *12,350	4550 10,100	10 640 34'9"
4500 mm 15'0"	*20 550 *44,200	17 450 37,750	*15 500 *33,500	11 300 24,400	12 650 27,200	8050 17,350	9450 20,300	6050 12,950	7350 15,750	4600 9,900		*5550 *12,250	4150 9,200	11 080 36'3"
3000 mm 10'0"			*16 900 *36,550	10 350 22,400	12 100 26,000	7550 16,250	9150 19,650	5750 12,350	7200 15,450	4500 9,600		*5650 *12,400	3950 8,700	11 290 37'0"
1500 mm 5'0"			16 200 34,850	9 600 20,750	11 600 24,950	7100 15,300	8850 19,050	5500 11,800	7050 15,150	4350 9,350		*5850 *12,850	3900 8,550	11 300 37'0"
0 mm 0'0"	*9050 *21,150	*9050 *21,150	15 700 33,750	9200 19,800	11 250 24,200	6800 14,650	8650 18,600	5300 11,400	6950 14,950	4250 9,150		*6200 *13,650	3950 8,650	11 110 36'5"
-1500 mm -5'0"	*13 100 *30,200	*13 100 29,650	15 500 33,350	9050 19,450	11 100 23,850	6650 14,350	8550 18,400	5200 11,200	6950 15,000	4250 9,200		*6750 *14,900	4150 9,200	10 700 35'0"
-3000 mm -10'0"			*14 550 *31,500	9100 19,550	11 100 23,900	6650 14,350	8600 18,550	5250 11,300				*7600 *16,850	4700 10,400	9850 32'1"



ISO 10567



* Indicates that the load is limited by hydraulic lifting capacity rather than tipping load. The above loads are in compliance with hydraulic excavator lift capacity standard ISO 10567:2007. They do not exceed 87% of hydraulic lifting capacity or 75% of tipping load. Weight of all lifting accessories must be deducted from the above lifting capacities. Lifting capacities are based on the machine standing on a firm, uniform supporting surface. The use of a work tool attachment point to handle/lift objects, could affect the machine lift performance.

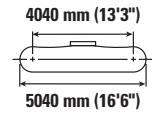
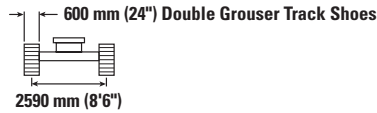
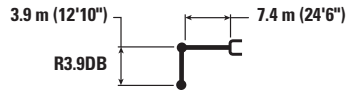
Lift capacity stays with ±5% for all available track shoes.

Always refer to the appropriate Operation and Maintenance Manual for specific product information.

340 UHD Hydraulic Excavator Specifications

Retrofit Boom (straight position) – with Bucket Linkages, without Bucket, Heavy Lift: On

Fixed Gauge Undercarriage



		4500 mm/15'0"		6000 mm/20'0"		7500 mm/25'0"		9000 mm/30'0"		10 500 mm/35'0"		mm ft/in		
		kg lb	kg lb	kg lb	kg lb	kg lb	kg lb	kg lb	kg lb	kg lb	kg lb	kg lb	kg lb	mm ft/in
12 000 mm 40'0"	kg lb											*8650 *19,900	*8650 *19,900	5470 16'8"
10 500 mm 35'0"	kg lb			*10 000 *22,000	*10 000 *22,000	*7500 *7500	*7500 *7500					*6900 *15,500	*6900 *15,500	7600 24'3"
9000 mm 30'0"	kg lb			*9550 *21,150	*9550 *21,150	*9600 *20,950	9000 19,250					*6150 *13,700	*6150 *13,700	8990 29'1"
7500 mm 25'0"	kg lb			*9550 *21,000	*9550 *21,000	*10 050 *22,000	8850 19,050	*9300 *19,700	6450 13,750			*5800 *12,800	5250 11,650	9970 32'5"
6000 mm 20'0"	kg lb	*10 400 *22,350	*10 400 *22,350	*11 100 *24,050	*11 100 *24,050	*11 200 *24,350	8550 18,350	9750 20,900	6300 13,500	*6750 4700		*5600 *12,350	4550 10,150	10 640 34'9"
4500 mm 15'0"	kg lb	*20 550 *44,200	17 500 37,850	*15 500 *33,500	11 350 24,450	12 700 27,300	8050 17,400	9500 20,350	6050 13,000	7350 15,750	4650 9,900	*5550 *12,250	4200 9,200	11 080 36'3"
3000 mm 10'0"	kg lb			*16 900 *36,550	10 400 22,450	12 100 26,050	7550 16,300	9150 19,700	5750 12,400	7200 15,500	4500 9,650	*5650 *12,400	3950 8,700	11 290 37'0"
1500 mm 5'0"	kg lb			16 250 34,900	9650 20,800	11 600 25,000	7150 15,350	8900 19,100	5500 11,850	7050 15,200	4350 9,350	*5850 *12,850	3900 8,550	11 300 37'0"
0 mm 0'0"	kg lb	*9050 *21,150	*9050 *21,150	15 750 33,800	9200 19,850	11 300 24,250	6800 14,700	8700 18,650	5300 11,400	6950 15,000	4250 9,200	*6200 *13,650	3950 8,700	11 110 36'5"
-1500 mm -5'0"	kg lb	*13 100 *30,200	*13 100 29,750	15 550 33,400	9050 19,500	11 100 23,900	6650 14,350	8600 18,450	5200 11,250	6950 15,050	4250 9,200	*6750 *14,900	4200 9,200	10 700 35'0"
-3000 mm -10'0"	kg lb			*14 550 *31,500	9100 19,600	11 150 23,950	6700 14,400	8600 18,550	5250 11,350			*7600 *16,850	4700 10,450	9850 32'1"



ISO 10567



* Indicates that the load is limited by hydraulic lifting capacity rather than tipping load. The above loads are in compliance with hydraulic excavator lift capacity standard ISO 10567:2007. They do not exceed 87% of hydraulic lifting capacity or 75% of tipping load. Weight of all lifting accessories must be deducted from the above lifting capacities. Lifting capacities are based on the machine standing on a firm, uniform supporting surface. The use of a work tool attachment point to handle/lift objects, could affect the machine lift performance.

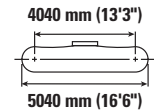
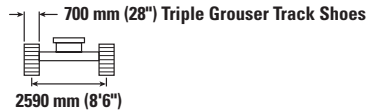
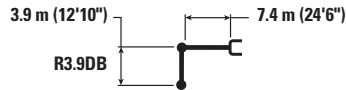
Lift capacity stays with ±5% for all available track shoes.



Always refer to the appropriate Operation and Maintenance Manual for specific product information.

340 UHD Hydraulic Excavator Specifications

Retrofit Boom (straight position) – with Bucket Linkages, without Bucket, Heavy Lift: On

Fixed Gauge Undercarriage



	4500 mm/15'0"		6000 mm/20'0"		7500 mm/25'0"		9000 mm/30'0"		10 500 mm/35'0"				mm ft/in	
	kg lb	kg lb	kg lb	kg lb	kg lb	kg lb	kg lb	kg lb	kg lb	kg lb	kg lb	kg lb		
12 000 mm 40'0"												*8650 *19,900	*8650 *19,900	5470 16'8"
10 500 mm 35'0"			*10 000 *22,000	*10 000 *22,000	*7500 *7500	*7500 *7500						*6900 *15,500	*6900 *15,500	7600 24'3"
9000 mm 30'0"			*9550 *21,150	*9550 *21,150	*9600 *20,950	8900 19,100						*6150 *13,700	*6150 *13,700	8990 29'1"
7500 mm 25'0"			*9550 *21,000	*9550 *21,000	*10 050 *22,000	8800 18,900	*9300 *19,700	6400 13,600				*5800 *12,800	5200 11,550	9970 32'5"
6000 mm 20'0"	*10 400 *22,350	*10 400 *22,350	*11 100 *24,050	*11 100 *24,050	*11 200 *24,350	8450 18,200	9650 20,750	6250 13,350	*6750 6750	4650 10,250		*5600 *12,350	4550 10,000	10 640 34'9"
4500 mm 15'0"	*20 550 *44,200	17 350 37,550	*15 500 *33,500	11 250 24,250	12 550 27,050	8000 17,250	9400 20,200	6000 12,850	7300 15,600	4600 9,800		*5550 *12,250	4150 9,100	11 080 36'3"
3000 mm 10'0"			*16 900 36,450	10 300 22,250	12 000 25,850	7500 16,150	9100 19,550	5700 12,250	7150 15,300	4450 9,550		*5650 *12,400	3900 8,650	11 290 37'0"
1500 mm 5'0"			16 100 34,600	9550 20,600	11 500 24,750	7050 15,200	8800 18,900	5450 11,700	7000 15,050	4300 9,250		*5850 *12,850	3850 8,450	11 300 37'0"
0 mm 0'0"	*9050 *21,150	*9050 *21,150	15 600 33,500	9100 19,650	11 150 24,050	6750 14,550	8600 18,500	5250 11,300	6900 14,850	4250 9,100		*6200 *13,650	3900 8,600	11 110 36'5"
-1500 mm -5'0"	*13 100 *30,200	*13 100 29,450	15 400 33,100	8950 19,300	11 000 23,700	6600 14,200	8500 18,300	5150 11,100	6900 14,900	4200 9,100		6750 14,850	4150 9,100	10 700 35'0"
-3000 mm -10'0"			*14 550 *31,500	9000 19,400	11 000 23,700	6600 14,250	8550 18,400	5200 11,200				7600 16,850	4650 10,350	9850 32'1"



ISO 10567



* Indicates that the load is limited by hydraulic lifting capacity rather than tipping load. The above loads are in compliance with hydraulic excavator lift capacity standard ISO 10567:2007. They do not exceed 87% of hydraulic lifting capacity or 75% of tipping load. Weight of all lifting accessories must be deducted from the above lifting capacities. Lifting capacities are based on the machine standing on a firm, uniform supporting surface. The use of a work tool attachment point to handle/lift objects, could affect the machine lift performance.

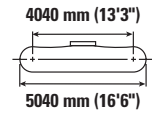
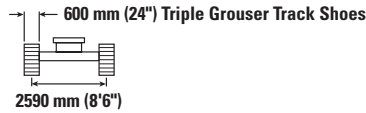
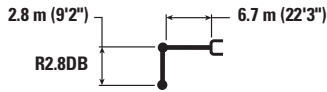
Lift capacity stays with ±5% for all available track shoes.

Always refer to the appropriate Operation and Maintenance Manual for specific product information.

340 UHD Hydraulic Excavator Specifications

Retrofit Boom (bent position) – with Bucket Linkages, without Bucket, Heavy Lift: On

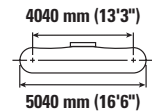
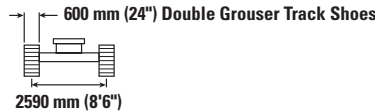
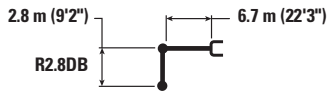
Fixed Gauge Undercarriage



Boom Length	Unit	3000 mm/10'0"		4500 mm/15'0"		6000 mm/20'0"		7500 mm/25'0"		9000 mm/30'0"		mm ft/in		
		kg lb	kg lb	kg lb	kg lb	kg lb	kg lb	kg lb	kg lb	kg lb	kg lb	kg lb	kg lb	
9000 mm 30'0"	kg lb											*9850 *22,000	*9850 *22,000	6360 20'3"
7500 mm 25'0"	kg lb							*10 700 8900				*9150 *20,200	8500 19,050	7690 24'11"
6000 mm 20'0"	kg lb					*12 200 *26,450	*12 200 *26,450	*11 050 *24,150	8750 18,800			*8900 *19,650	6950 15,500	8550 27'10"
4500 mm 15'0"	kg lb			*18 200 *39,000	18 050 *39,000	*13 900 *30,050	11 800 *25,450	*11 850 *25,750	8400 18,100	9650	6200	*9000 *19,800	6150 13,550	9080 29'8"
3000 mm 10'0"	kg lb			*18 250 *47,600	16 050 34,800	*15 850 *34,200	10 900 23,600	12 550 26,950	7950 17,150	9450 20,300	6050 12,950	8900 19,600	5650 12,500	9340 30'7"
1500 mm 5'0"	kg lb			*30,250 *30,250	16 850 36,300	10 250 22,050	12 100 26,000	7550 16,300	9200 19,800	5850 12,500		8700 19,150	5500 12,100	9350 30'8"
0 mm 0'0"	kg lb			*16 900 *39,600	14 650 31,550	16 400 35,250	9800 21,150	11 750 25,300	7300 15,700	9050	5700	8900 19,600	5600 12,300	9120 29'10"
-1500 mm -5'0"	kg lb	*12 400 *28,250	*12 400 *28,250	*23 650 *51,350	14 650 31,450	16 200 34,800	9650 20,800	11 600 25,000	7150 15,400			9600 21,150	6000 13,200	8620 28'2"
-3000 mm -10'0"	kg lb			*21 700 *47,050	14 800 31,850	16 250 35,000	9700 20,950	11 700 25,250	7200 15,600			11 100 24,600	6900 15,250	7800 25'5"

Retrofit Boom (bent position) – with Bucket Linkages, without Bucket, Heavy Lift: On

Fixed Gauge Undercarriage



Boom Length	Unit	3000 mm/10'0"		4500 mm/15'0"		6000 mm/20'0"		7500 mm/25'0"		9000 mm/30'0"		mm ft/in		
		kg lb	kg lb	kg lb	kg lb	kg lb	kg lb	kg lb	kg lb	kg lb	kg lb	kg lb	kg lb	
9000 mm 30'0"	kg lb											*9850 *22,000	*9850 *22,000	6360 20'3"
7500 mm 25'0"	kg lb							*10 700 8900				*9150 *20,200	8500 19,100	7690 24'11"
6000 mm 20'0"	kg lb					*12 200 *26,450	*12 200 *26,450	*11 050 *24,150	8800 18,850			*8900 *19,650	7000 15,500	8550 27'10"
4500 mm 15'0"	kg lb			*18 200 *39,000	18 050 *39,000	*13 900 *30,050	11 800 *25,450	*11 850 *25,750	8400 18,100	9650	6250	*9000 *19,800	6150 13,550	9080 29'8"
3000 mm 10'0"	kg lb			*18 250 *47,600	16 100 34,850	*15 850 *34,200	10 950 23,650	12 550 27,000	8000 17,200	9450 20,300	6050 12,950	8900 19,650	5700 12,550	9340 30'7"
1500 mm 5'0"	kg lb			*30,250 *30,250	16 900 36,350	10 250 22,100	12 100 26,050	7600 16,350	9250 19,850	5850 12,550		8700 19,200	5500 12,150	9350 30'8"
0 mm 0'0"	kg lb			*16 900 *39,600	14 700 31,600	16 450 35,300	9850 21,200	11 800 25,400	7300 15,750	9100	5700	8900 19,650	5600 12,300	9120 29'10"
-1500 mm -5'0"	kg lb	*12 400 *28,250	*12 400 *28,250	*23 650 *51,350	14 650 31,550	16 250 34,900	9700 20,850	11 650 25,100	7150 15,450			9600 21,200	6000 13,200	8620 28'2"
-3000 mm -10'0"	kg lb			*21 700 *47,050	14 850 31,950	16 300 35,050	9750 21,000	11 750 25,300	7250 15,650			11 150 24,700	6900 15,300	7800 25'5"



ISO 10567



* Indicates that the load is limited by hydraulic lifting capacity rather than tipping load. The above loads are in compliance with hydraulic excavator lift capacity standard ISO 10567:2007. They do not exceed 87% of hydraulic lifting capacity or 75% of tipping load. Weight of all lifting accessories must be deducted from the above lifting capacities. Lifting capacities are based on the machine standing on a firm, uniform supporting surface. The use of a work tool attachment point to handle/lift objects, could affect the machine lift performance.

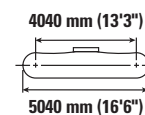
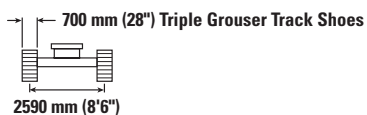
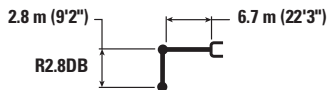
Lift capacity stays with ±5% for all available track shoes.

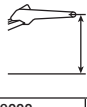

Always refer to the appropriate Operation and Maintenance Manual for specific product information.

340 UHD Hydraulic Excavator Specifications

Retrofit Boom (bent position) – with Bucket Linkages, without Bucket, Heavy Lift: On

Fixed Gauge Undercarriage



	3000 mm/10'0"		4500 mm/15'0"		6000 mm/20'0"		7500 mm/25'0"		9000 mm/30'0"				mm ft/in		
	kg lb	kg lb	kg lb	kg lb	kg lb	kg lb	kg lb	kg lb	kg lb	kg lb	kg lb	kg lb			
9000 mm 30'0"													*9850 *22,000	*9850 *22,000	6360 20'3"
7500 mm 25'0"							*10 700	8850					*9150 *20,200	8450 18,950	7690 24'11"
6000 mm 20'0"					*12 200 *26,450	*12 200 *26,450	*11 050 *24,150	8700 18,700					*8900 *19,650	6900 15,400	8550 27'10"
4500 mm 15'0"			*18 200 *39,000	17 950 38,800	*13 900 *30,050	11 700 25,250	*11 850 *25,750	8350 17,950	9600	6200			*9000 *19,800	6100 13,450	9080 29'8"
3000 mm 10'0"			*18 250 *47,600	15 950 34,550	*15 850 *34,200	10 850 23,450	12 450 26,750	7900 17,050	9400 20,150	6000 12,850			8850 19,450	5650 12,400	9340 30'7"
1500 mm 5'0"			*30,250	*30,250	16 750 36,050	10 150 21,900	12 000 25,800	7500 16,200	9150 19,700	5800 12,450			8650 19,000	5450 12,000	9350 30'8"
0 mm 0'0"			*16 900 *39,600	14 550 31,300	16 250 35,000	9750 21,000	11 700 25,150	7250 15,600	9000	5650			8850 19,450	5550 12,200	9120 29'10"
-1500 mm -5'0"		*12 400 *28,250	*12 400 *28,250	*23 650 *51,350	14 550 31,250	16 100 34,600	9600 20,650	11 550 24,850	7100 15,300				9500 21,000	5950 13,100	8620 28'2"
-3000 mm -10'0"				*21 700 *47,050	14 700 31,650	16 150 34,750	9650 20,800	11 600 25,050	7150 15,500				11 050 24,450	6850 15,150	7800 25'5"



ISO 10567



* Indicates that the load is limited by hydraulic lifting capacity rather than tipping load. The above loads are in compliance with hydraulic excavator lift capacity standard ISO 10567:2007. They do not exceed 87% of hydraulic lifting capacity or 75% of tipping load. Weight of all lifting accessories must be deducted from the above lifting capacities. Lifting capacities are based on the machine standing on a firm, uniform supporting surface. The use of a work tool attachment point to handle/lift objects, could affect the machine lift performance.

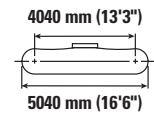
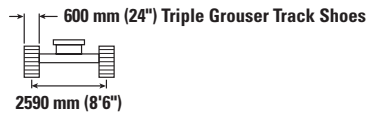
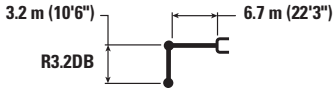
Lift capacity stays with $\pm 5\%$ for all available track shoes.



Always refer to the appropriate Operation and Maintenance Manual for specific product information.

340 UHD Hydraulic Excavator Specifications

Retrofit Boom (bent position) – with Bucket Linkages, without Bucket, Heavy Lift: On

Fixed Gauge Undercarriage



	3000 mm/10'0"		4500 mm/15'0"		6000 mm/20'0"		7500 mm/25'0"		9000 mm/30'0"				mm ft/in	
	kg lb	kg lb	kg lb	kg lb	kg lb	kg lb	kg lb	kg lb	kg lb	kg lb	kg lb	kg lb		
9000 mm 30'0"	kg lb											*7700 *17,150	*7700 *17,150	6780 21'8"
7500 mm 25'0"	kg lb						*10 050 *20,300	9050 19,400				*7250 *16,000	*7250 *16,000	8030 26'0"
6000 mm 20'0"	kg lb						*10 500 *22,950	8900 19,050				*7150 *15,700	6650 14,700	8860 28'10"
4500 mm 15'0"	kg lb			*16 950 *36,400	*16 950 *36,400	*13 250 *28,650	11 950 25,800	*11 400 *24,750	8500 18,300	9750 *20,050	6300 13,500	*7250 *15,950	5850 12,950	9370 30'8"
3000 mm 10'0"	kg lb			*21 150 *45,450	16 500 35,700	*15 250 *32,950	11 100 23,900	*12 450 *27,000	8050 17,300	9500 20,400	6050 13,050	*7600 *16,700	5450 11,950	9630 31'6"
1500 mm 5'0"	kg lb			*17 750 *42,450	15 150 32,750	*16 950 36,500	10 300 22,250	12 150 26,100	7600 16,350	9250 19,850	5850 12,550	*8200 *18,050	5250 11,550	9640 31'7"
0 mm 0'0"	kg lb			*19 400 *45,050	14 650 31,500	16 400 35,300	9850 21,200	11 750 25,300	7300 15,650	9050 19,450	5650 12,150	8450 18,650	5300 11,650	9410 30'10"
-1500 mm -5'0"	kg lb	*13 500 *30,450	*13 500 *30,450	*24 000 *52,100	14 500 31,200	16 150 34,700	9600 20,700	11 550 24,900	7100 15,300			9050 19,950	5650 12,450	8930 29'2"
-3000 mm -10'0"	kg lb	*21 150 *47,800	*21 150 *47,800	*22 400 *48,600	14 650 31,500	16 150 34,700	9600 20,700	11 600 24,950	7100 15,350			10 350 22,900	6400 14,200	8140 26'7"
-4500 mm -15'0"	kg lb			*19 350 *41,600	15 000 32,300	*14 850 *31,800	9850 21,250					*12 300 *27,150	8150 18,200	6940 22'6"



ISO 10567



* Indicates that the load is limited by hydraulic lifting capacity rather than tipping load. The above loads are in compliance with hydraulic excavator lift capacity standard ISO 10567:2007. They do not exceed 87% of hydraulic lifting capacity or 75% of tipping load. Weight of all lifting accessories must be deducted from the above lifting capacities. Lifting capacities are based on the machine standing on a firm, uniform supporting surface. The use of a work tool attachment point to handle/lift objects, could affect the machine lift performance.

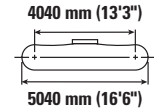
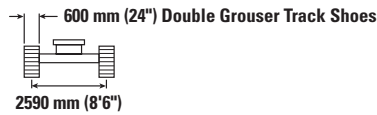
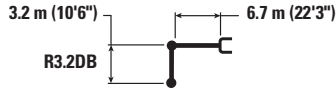
Lift capacity stays with ±5% for all available track shoes.















Always refer to the appropriate Operation and Maintenance Manual for specific product information.

340 UHD Hydraulic Excavator Specifications

Retrofit Boom (bent position) – with Bucket Linkages, without Bucket, Heavy Lift: On

Fixed Gauge Undercarriage



	3000 mm/10'0"		4500 mm/15'0"		6000 mm/20'0"		7500 mm/25'0"		9000 mm/30'0"				mm ft/in	
														
9000 mm 30'0"	kg lb											*7700 *17,150	*7700 *17,150	6780 21'8"
7500 mm 25'0"	kg lb						*10 050 *20,300	9100 19,400				*7250 *16,000	*7250 *16,000	8030 26'0"
6000 mm 20'0"	kg lb						*10 500 *22,950	8900 19,100				*7150 *15,700	6650 14,750	8860 28'10"
4500 mm 15'0"	kg lb			*16 950 *36,400	*16 950 *36,400	*13 250 *28,650	12 000 25,850	*11 400 *24,750	8500 18,300	9750 *20,050	6300 13,500	*7250 *15,950	5850 12,950	9370 30'8"
3000 mm 10'0"	kg lb			*21 150 *45,450	16 550 35,800	*15 250 *32,950	11 100 23,950	*12 450 *27,000	8050 17,350	9500 20,450	6100 13,050	*7600 *16,700	5450 12,000	9630 31'6"
1500 mm 5'0"	kg lb			*17 750 *42,450	15 200 32,800	*16 950 *36,600	10 350 22,300	12 150 26,150	7600 16,400	9250 19,900	5850 12,550	*8200 *18,050	5250 11,600	9640 31'7"
0 mm 0'0"	kg lb			*19 400 *45,050	14 700 31,600	16 450 35,350	9850 21,250	11 800 25,400	7300 15,700	9050 19,500	5650 12,200	8500 18,700	5300 11,700	9410 30'10"
-1500 mm -5'0"	kg lb	*13 500 *30,450	*13 500 *30,450	*24 000 *52,100	14 550 31,300	16 200 34,800	9650 20,750	11 600 24,950	7100 15,350			9100 20,000	5650 12,450	8930 29'2"
-3000 mm -10'0"	kg lb	*21 150 *47,800	*21 150 *47,800	*22 400 *48,600	14 700 31,550	16 200 34,800	9650 20,750	11 600 25,000	7150 15,350			10 400 23,000	6450 14,250	8140 26'7"
-4500 mm -15'0"	kg lb			*19 350 *41,600	15 050 32,400	*14 850 *31,800	9850 21,300					*12 300 *27,150	8150 18,250	6940 22'6"



ISO 10567



* Indicates that the load is limited by hydraulic lifting capacity rather than tipping load. The above loads are in compliance with hydraulic excavator lift capacity standard ISO 10567:2007. They do not exceed 87% of hydraulic lifting capacity or 75% of tipping load. Weight of all lifting accessories must be deducted from the above lifting capacities. Lifting capacities are based on the machine standing on a firm, uniform supporting surface. The use of a work tool attachment point to handle/lift objects, could affect the machine lift performance.

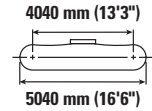
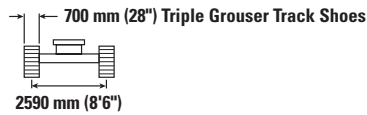
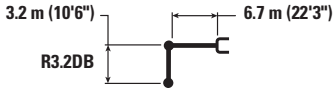
Lift capacity stays with ±5% for all available track shoes.



Always refer to the appropriate Operation and Maintenance Manual for specific product information.

340 UHD Hydraulic Excavator Specifications

Retrofit Boom (bent position) – with Bucket Linkages, without Bucket, Heavy Lift: On

Fixed Gauge Undercarriage



	3000 mm/10'0"		4500 mm/15'0"		6000 mm/20'0"		7500 mm/25'0"		9000 mm/30'0"				mm ft/in	
	kg lb	kg lb	kg lb	kg lb	kg lb	kg lb	kg lb	kg lb	kg lb	kg lb	kg lb	kg lb		
9000 mm 30'0"												*7700 *17,150	*7700 *17,150	6780 21'8"
7500 mm 25'0"							*10 050 *20,300	9000 19,250				*7250 *16,000	*7250 *16,000	8030 26'0"
6000 mm 20'0"							*10 500 *22,950	8850 18,950				*7150 *15,700	6600 14,650	8860 28'10"
4500 mm 15'0"			*16 950 *36,400	*16 950 *36,400	*13 250 *28,650	11 900 25,650	*11 400 *24,750	8450 18,150	9650 *20,050	6250 13,400		*7250 *15,950	5800 12,850	9370 30'8"
3000 mm 10'0"			*21 150 *45,450	16 400 35,500	*15 250 *32,950	11 000 23,750	*12 450 *26,950	8000 17,200	9400 20,250	6050 12,950		*7600 *16,700	5400 11,900	9630 31'6"
1500 mm 5'0"			*17 750 *42,450	15 050 32,500	16 850 36,250	10 250 22,100	12 050 25,900	7550 16,250	9150 19,700	5800 12,450		*8200 *18,050	5200 11,450	9640 31'7"
0 mm 0'0"			*19 400 *45,050	14 550 31,300	16 300 35,050	9750 21,050	11 700 25,150	7200 15,550	8950 19,300	5600 12,050		8400 18,500	5250 11,600	9410 30'10"
-1500 mm -5'0"		*13 500 *30,450	*13 500 *30,450	*24 000 *52,100	14 400 31,000	16 050 34,450	9550 20,550	11 500 24,750	7050 15,200			9000 19,800	5600 12,350	8930 29'2"
-3000 mm -10'0"		*21 150 *47,800	*21 150 *47,800	*22 400 *48,600	14 550 31,250	16 050 34,450	9550 20,550	11 500 24,750	7050 15,200			10 300 22,750	6350 14,100	8140 26'7"
-4500 mm -15'0"				*19 350 *41,600	14 900 32,100	*14 850 *31,800	9800 21,100					*12 300 *27,150	8100 18,100	6940 22'6"



ISO 10567



* Indicates that the load is limited by hydraulic lifting capacity rather than tipping load. The above loads are in compliance with hydraulic excavator lift capacity standard ISO 10567:2007. They do not exceed 87% of hydraulic lifting capacity or 75% of tipping load. Weight of all lifting accessories must be deducted from the above lifting capacities. Lifting capacities are based on the machine standing on a firm, uniform supporting surface. The use of a work tool attachment point to handle/lift objects, could affect the machine lift performance.

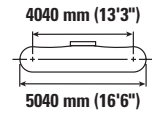
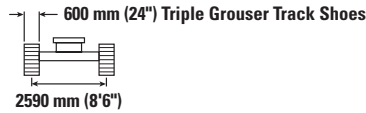
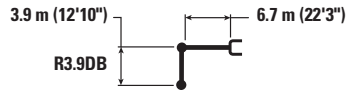
Lift capacity stays with ±5% for all available track shoes.

Always refer to the appropriate Operation and Maintenance Manual for specific product information.

340 UHD Hydraulic Excavator Specifications

Retrofit Boom (bent position) – with Bucket Linkages, without Bucket, Heavy Lift: On

Fixed Gauge Undercarriage



		3000 mm/10'0"		4500 mm/15'0"		6000 mm/20'0"		7500 mm/25'0"		9000 mm/30'0"		mm ft/in		
9000 mm 30'0"	kg lb							*6950	*6950			*6000 *13,300	*6000 *13,300	7720 24'10"
7500 mm 25'0"	kg lb							*9050 *19,950	*9050 *19,950			*5650 *12,500	*5650 *12,500	8840 28'9"
6000 mm 20'0"	kg lb							*9600 *20,900	9100 19,550	*8350 *16,900	6600 14,150	*5550 *12,250	*5550 *12,250	9600 31'4"
4500 mm 15'0"	kg lb					*12 050 *26,000	*12 050 *26,000	*10 550 *22,850	8700 18,700	*9650 *21,100	6450 13,800	*5650 *12,400	5250 11,550	10 080 32'11"
3000 mm 10'0"	kg lb			*19 100 *41,000	17 300 37,350	*14 150 *30,550	11 400 24,550	*11 700 *25,350	8200 17,600	9600 20,600	6150 13,200	*5850 *12,850	4850 10,750	10 310 33'9"
1500 mm 5'0"	kg lb			*22 500 *48,500	15 600 33,700	*16 100 *34,750	10 500 22,650	12 250 26,300	7700 16,550	9300 19,950	5850 12,600	*6250 *13,700	4700 10,350	10 320 33'10"
0 mm 0'0"	kg lb	*7600 *17,300	*7600 *17,300	*20 450 *47,500	14 750 31,750	16 500 35,450	9900 21,300	11 800 25,350	7300 15,700	9000 19,400	5650 12,100	*6850 *15,100	4750 10,400	10 110 33'1"
-1500 mm -5'0"	kg lb	*12 350 *27,850	*12 350 *27,850	*23 800 *52,650	14 400 30,950	16 100 34,600	9550 20,550	11 500 24,750	7050 15,150	8850 19,050	5500 11,800	*7850 *17,350	5000 10,950	9660 31'7"
-3000 mm -10'0"	kg lb	*17 950 *40,550	*17 950 *40,550	*23 350 *50,550	14 400 30,900	16 000 34,350	9450 20,350	11 400 24,600	6950 15,000			8950 19,800	5550 12,200	8940 29'2"
-4500 mm -15'0"	kg lb	*25 400	*25 400	*21 050 *45,350	14 650 31,500	*16 050 *34,550	9550 20,600	11 550 24,950	7100 15,300			10 850 24,150	6700 14,900	7870 25'7"



ISO 10567



* Indicates that the load is limited by hydraulic lifting capacity rather than tipping load. The above loads are in compliance with hydraulic excavator lift capacity standard ISO 10567:2007. They do not exceed 87% of hydraulic lifting capacity or 75% of tipping load. Weight of all lifting accessories must be deducted from the above lifting capacities. Lifting capacities are based on the machine standing on a firm, uniform supporting surface. The use of a work tool attachment point to handle/lift objects, could affect the machine lift performance.

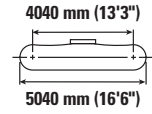
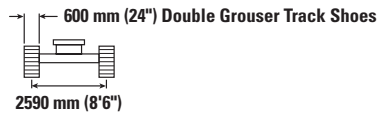
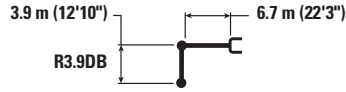
Lift capacity stays with ±5% for all available track shoes.

Always refer to the appropriate Operation and Maintenance Manual for specific product information.

340 UHD Hydraulic Excavator Specifications

Retrofit Boom (bent position) – with Bucket Linkages, without Bucket, Heavy Lift: On

Fixed Gauge Undercarriage



		3000 mm/10'0"		4500 mm/15'0"		6000 mm/20'0"		7500 mm/25'0"		9000 mm/30'0"		mm ft/in		
9000 mm 30'0"	kg lb							*6950	*6950			*6000 *13,300	*6000 *13,300	7720 24'10"
7500 mm 25'0"	kg lb							*9050 *19,950	*9050 *19,950			*5650 *12,500	*5650 *12,500	8840 28'9"
6000 mm 20'0"	kg lb							*9600 *20,900	9100 19,600	*8350 *16,900	6650 14,200	*5550 *12,250	*5550 *12,250	9600 31'4"
4500 mm 15'0"	kg lb					*12 050 *26,000	*12 050 *26,000	*10 550 *22,850	8700 18,700	*9650 *21,100	6450 13,800	*5650 *12,400	5250 11,600	10 080 32'11"
3000 mm 10'0"	kg lb			*19 100 *41,000	17 300 37,400	*14 150 *30,550	11 400 24,600	*11 700 *25,350	8200 17,650	9600 20,650	6150 13,250	*5850 *12,850	4900 10,750	10 310 33'9"
1500 mm 5'0"	kg lb			*22 500 *48,500	15 650 33,800	*16 100 *34,750	10 550 22,700	12 250 26,400	7700 16,600	9300 20,000	5900 12,650	*6250 *13,700	4750 10,400	10 320 33'10"
0 mm 0'0"	kg lb	*7600 *17,300	*7600 *17,300	*20 450 *47,500	14 750 31,800	16 550 35,550	9900 21,350	11 800 25,450	7300 15,750	9050 19,450	5650 12,150	*6850 *15,100	4750 10,450	10 110 33'1"
-1500 mm -5'0"	kg lb	*12 350 *27,850	*12 350 *27,850	*23 800 *52,650	14 450 31,050	16 150 34,700	9550 20,600	11 550 24,850	7050 15,200	8900 19,100	5500 11,800	*7850 *17,350	5000 11,000	9660 31'7"
-3000 mm -10'0"	kg lb	*17 950 *40,550	*17 950 *40,550	*23 350 *50,550	14 400 31,000	16 000 34,450	9450 20,400	11 450 24,650	6950 15,000			8950 19,850	5550 12,250	8940 29'2"
-4500 mm -15'0"	kg lb	*25 400	*25 400	*21 050 *45,350	14 650 31,550	*16 050 *34,550	9600 20,650	11 600 25,000	7100 15,350			10 850 24,250	6700 14,900	7870 25'7"



ISO 10567



* Indicates that the load is limited by hydraulic lifting capacity rather than tipping load. The above loads are in compliance with hydraulic excavator lift capacity standard ISO 10567:2007. They do not exceed 87% of hydraulic lifting capacity or 75% of tipping load. Weight of all lifting accessories must be deducted from the above lifting capacities. Lifting capacities are based on the machine standing on a firm, uniform supporting surface. The use of a work tool attachment point to handle/lift objects, could affect the machine lift performance.

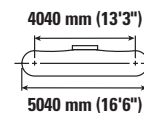
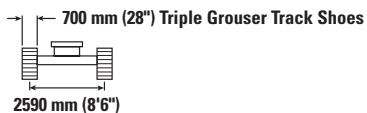
Lift capacity stays with ±5% for all available track shoes.



Always refer to the appropriate Operation and Maintenance Manual for specific product information.

340 UHD Hydraulic Excavator Specifications

Retrofit Boom (bent position) – with Bucket Linkages, without Bucket, Heavy Lift: On

Fixed Gauge Undercarriage



	3000 mm/10'0"		4500 mm/15'0"		6000 mm/20'0"		7500 mm/25'0"		9000 mm/30'0"				mm ft/in			
	kg lb	kg lb	kg lb	kg lb	kg lb	kg lb	kg lb	kg lb	kg lb	kg lb	kg lb	kg lb				
9000 mm 30'0"								*6950	*6950			*6000 *13,300	*6000 *13,300	7720 24'10"		
7500 mm 25'0"							*9050 *19,950	*9050 19,900				*5650 *12,500	*5650 *12,500	8840 28'9"		
6000 mm 20'0"							*9600 *20,900	9050 19,450	*8350 *16,900	6600 14,050		*5550 *12,250	*5550 *12,250	9600 31'4"		
4500 mm 15'0"					*12 050 *26,000	*12 050 *26,000	*10 550 *22,850	8650 18,550	*9650 *21,100	6400 13,700		*5650 *12,400	5200 11,450	10 080 32'11"		
3000 mm 10'0"			*19 100 *41,000	17 200 37,100	*14 150 *30,550	11 300 24,400	*11 700 *25,350	8150 17,500	9500 20,450	6100 13,100		*5850 *12,850	4850 10,650	10 310 33'9"		
1500 mm 5'0"			*22 500 *48,500	15 500 33,500	*16 100 *34,750	10 450 22,500	12 150 26,150	7650 16,450	9200 19,800	5850 12,500		*6250 *13,700	4700 10,300	10 320 33'10"		
0 mm 0'0"			*7600 *17,300	*7600 *17,300	*20 450 *47,500	14 650 31,500	16 400 35,200	9800 21,150	11 700 25,200	7250 15,600		8950 19,250	5600 12,000	*6850 *15,100	4700 10,350	10 110 33'1"
-1500 mm -5'0"			*12 350 *27,850	*12 350 *27,850	*23 800 *52,650	14 300 30,750	16 000 34,350	9500 20,400	11 450 24,600	7000 15,050		8800 18,900	5450 11,700	*7850 *17,350	4950 10,850	9660 31'7"
-3000 mm -10'0"			*17 950 *40,550	*17 950 *40,550	*23 350 *50,550	14 300 30,700	15 850 34,100	9350 20,200	11 350 24,400	6900 14,850				8900 19,650	5500 12,150	8940 29'2"
-4500 mm -15'0"			*25 400	*25 400	*21 050	14 550	16 000	9500	11 500	7050				10 750 24,000	6650 14,750	7870 25'7"



ISO 10567



* Indicates that the load is limited by hydraulic lifting capacity rather than tipping load. The above loads are in compliance with hydraulic excavator lift capacity standard ISO 10567:2007. They do not exceed 87% of hydraulic lifting capacity or 75% of tipping load. Weight of all lifting accessories must be deducted from the above lifting capacities. Lifting capacities are based on the machine standing on a firm, uniform supporting surface. The use of a work tool attachment point to handle/lift objects, could affect the machine lift performance.

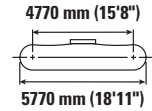
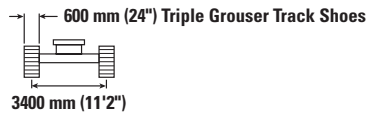
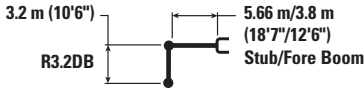
Lift capacity stays with ±5% for all available track shoes.

Always refer to the appropriate Operation and Maintenance Manual for specific product information.

340 UHD Hydraulic Excavator Specifications

Two-Piece Boom – with Bucket Linkages, without Bucket, Heavy Lift: On

Hydraulic Variable Gauge Undercarriage



		3000 mm/10'0"		4500 mm/15'0"		6000 mm/20'0"		7500 mm/25'0"		9000 mm/30'0"		10 500 mm/35'0"		12 000 mm/40'0"		mm ft/in				
12 000 mm 40'0"	kg lb																*7850 *17,600	*7850 *17,600	7370 23'3"	
10 500 mm 35'0"	kg lb							*8050 *17,150	*8050 *17,150	*7250	*7250						*7250 *16,000	*7250 *16,000	9030 29'1"	
9000 mm 30'0"	kg lb							*7850 *16,850	*7850 *16,850	*6700	*6700						*6950 *15,300	*6950 *15,300	10 200 33'1"	
7500 mm 25'0"	kg lb			*15 150 *32,900	*15 150 *32,900	*10 800 *23,300	*10 800 *23,300	*7300 *15,650	*7300 *15,650	*5800 *13,200	*5800 *13,200	*6750 *14,950	*6750 *14,950				*6700 *14,800	*6700 *14,800	11 050 36'0"	
6000 mm 20'0"	kg lb			*14 600 *31,800	*14 600 *31,800	*9500 *20,550	*9500 *20,550	*6500 *14,000	*6500 *14,000	*5750 *12,450	*5750 *12,450	*6400 *14,300	*6400 *14,300				*6500 *14,350	6350 14,100	11 640 38'0"	
4500 mm 15'0"	kg lb			*14 500 *29,350	*14 500 *29,350	*10 600 *22,300	*10 600 *22,300	*7700 *16,500	*7700 *16,500	*6350 *13,750	*6350 *13,750	*6400 *14,250	*6400 *14,250	*6500	5900		*6500 *14,250	5900 13,000	12 010 39'4"	
3000 mm 10'0"	kg lb					*9400 *20,900	*9400 *20,900	*9700 *20,550	*9700 *20,550	*7350 *15,750	*7350 *15,750	*6750 *14,950	*6750 *14,950	*6700	5750		*6600 *14,450	5600 12,350	12 190 39'11"	
1500 mm 5'0"	kg lb					*8400 *18,700	*8400 *18,700	*11 450 *24,750	*11 450 *24,750	10 700 23,050	*8650 *18,500	8400 18,150	*7500 *16,500	6800 14,650	*6950	5600		*6800 *15,000	5500 12,050	12 170 39'11"
0 mm 0'0"	kg lb			*11 000 *23,100	*11 000 *23,100	*8300 *18,200	*8300 *18,200	*12 000 *26,000	10 400 22,450	*9900 *21,500	8150 17,600	*8350 *18,050	6650 14,300				*7050 *15,550	5550 12,150	11 970 39'3"	
-1500 mm -5'0"	kg lb			*9800 *21,400	*9800 *21,400	*13 200 *28,850	*13 200 *28,850	*11 400 *24,800	10 350 22,250	*9550 *20,700	8050 17,350	*8050 *17,300	6550 14,100				*6950 *15,300	5750 12,700	11 570 37'11"	
-3000 mm -10'0"	kg lb	*18 750 *41,300	*18 750 *41,300	*15 550 *33,550	*15 550 *33,550	*12 000 *26,200	*12 000 *26,200	*10 500 *22,750	10 400 22,350	*8850 *19,100	8050 17,350	*7300 *15,550	6600 14,200				*6750 *14,850	6250 13,800	10 960 35'10"	
-4500 mm -15'0"	kg lb			*15 700 *54,350	*15 700 *54,350	*11 200 *33,950	*11 200 *33,950	*9100 *24,150	*9100 *24,150	*9100 *19,600	*7650 *16,250	*7650 *16,250					*6350 *13,900	*6350 *13,900	10 070 32'10"	
-6000 mm -20'0"	kg lb			*16 100	*16 100	*11 550 *25,050	*11 550 *25,050										*9100 *21,300	*9100 *21,300	7400 23'0"	



ISO 10567



* Indicates that the load is limited by hydraulic lifting capacity rather than tipping load. The above loads are in compliance with hydraulic excavator lift capacity standard ISO 10567:2007. They do not exceed 87% of hydraulic lifting capacity or 75% of tipping load. Weight of all lifting accessories must be deducted from the above lifting capacities. Lifting capacities are based on the machine standing on a firm, uniform supporting surface. The use of a work tool attachment point to handle/lift objects, could affect the machine lift performance.

Lift capacity stays with ±5% for all available track shoes.

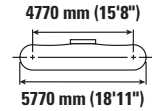
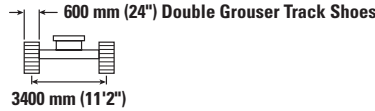
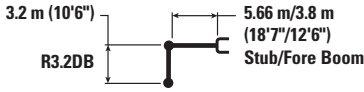
Always refer to the appropriate Operation and Maintenance Manual for specific product information.

VA-cylinder is flexible.

340 UHD Hydraulic Excavator Specifications

Two-Piece Boom – with Bucket Linkages, without Bucket, Heavy Lift: On

Hydraulic Variable Gauge Undercarriage



Boom Length	Unit	3000 mm/10'0"		4500 mm/15'0"		6000 mm/20'0"		7500 mm/25'0"		9000 mm/30'0"		10 500 mm/35'0"		12 000 mm/40'0"		mm ft/in		
		kg	lb	kg	lb	kg	lb	kg	lb	kg	lb	kg	lb	kg	lb			
12 000 mm 40'0"	kg lb															*7850 *17,600	*7850 *17,600	7370 23'3"
10 500 mm 35'0"	kg lb							*8050 *17,150	*8050 *17,150	*7250 *16,000	*7250 *16,000					*7250 *16,000	*7250 *16,000	9030 29'1"
9000 mm 30'0"	kg lb							*7850 *16,850	*7850 *16,850	*6700 *15,100	*6700 *15,100					*6950 *15,300	*6950 *15,300	10 200 33'1"
7500 mm 25'0"	kg lb			*15 150 *32,900	*15 150 *32,900	*10 800 *23,300	*10 800 *23,300	*7300 *15,650	*7300 *15,650	*5800 *13,200	*5800 *13,200	*6750 *14,950	*6750 *14,950			*6700 *14,800	*6700 *14,800	11 050 36'0"
6000 mm 20'0"	kg lb			*14 600 *31,800	*14 600 *31,800	*9500 *20,550	*9500 *20,550	*6500 *14,000	*6500 *14,000	*5750 *12,450	*5750 *12,450	*6400 *14,300	*6400 *14,300			*6500 *14,350	6350 14,100	11 640 38'0"
4500 mm 15'0"	kg lb			*14 500 *29,350	*14 500 *29,350	*10 600 *22,300	*10 600 *22,300	*7700 *16,500	*7700 *16,500	*6350 *13,750	*6350 *13,750	*6400 *14,250	*6400 *14,250	*6500 5900	5900	*6500 *14,250	5900 13,000	12 010 39'4"
3000 mm 10'0"	kg lb					*9400 *20,900	*9400 *20,900	*9700 *20,550	*9700 *20,550	*7350 *15,750	*7350 *15,750	*6750 *14,950	*6750 *14,950	*6700 5750	5750	*6600 *14,450	5600 12,350	12 190 39'11"
1500 mm 5'0"	kg lb					*8400 *18,700	*8400 *18,700	*11 450 *24,750	10 700 23,050	*8650 *18,500	8400 18,150	*7500 *16,500	6800 14,650	*6950 5600	5600	*6800 *15,000	5500 12,050	12 170 39'11"
0 mm 0'0"	kg lb			*11 000 *23,100	*11 000 *23,100	*8300 *18,200	*8300 *18,200	*12 000 *26,000	10 400 22,450	*9900 *21,500	8150 17,600	*8350 *18,050	6650 14,300			*7050 *15,550	5550 12,150	11 970 39'3"
-1500 mm -5'0"	kg lb			*9800 *21,400	*9800 *21,400	*13 200 *28,850	*13 200 *28,850	*11 400 *24,800	10 350 22,250	*9550 *20,700	8050 17,350	*8050 *17,300	6550 14,100			*6950 *15,300	5750 12,700	11 570 37'11"
-3000 mm -10'0"	kg lb	*18 750 *41,300	*18 750 *41,300	*15 550 *33,550	*15 550 *33,550	*12 000 *26,200	*12 000 *26,200	*10 500 *22,750	10 400 22,350	*8850 *19,100	8050 17,350	*7300 *15,550	6600 14,200			*6750 *14,850	6250 13,800	10 960 35'10"
-4500 mm -15'0"	kg lb			*15 700 *33,950	*15 700 *33,950	*11 200 *24,150	*11 200 *24,150	*9100 *19,600	9100 *19,600	*7650 *16,250	*7650 *16,250					*6350 *13,900	*6350 *13,900	10 070 32'10"
-6000 mm -20'0"	kg lb			*16 100 *35,500	*16 100 *35,500	*11 550 *25,050	*11 550 *25,050									*9100 *21,300	*9100 *21,300	7400 23'0"



ISO 10567



* Indicates that the load is limited by hydraulic lifting capacity rather than tipping load. The above loads are in compliance with hydraulic excavator lift capacity standard ISO 10567:2007. They do not exceed 87% of hydraulic lifting capacity or 75% of tipping load. Weight of all lifting accessories must be deducted from the above lifting capacities. Lifting capacities are based on the machine standing on a firm, uniform supporting surface. The use of a work tool attachment point to handle/lift objects, could affect the machine lift performance.

Lift capacity stays with ±5% for all available track shoes.

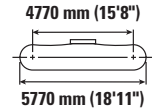
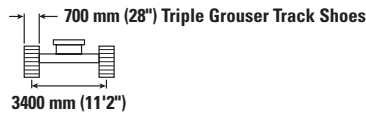
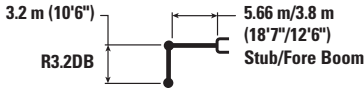
Always refer to the appropriate Operation and Maintenance Manual for specific product information.

VA-cylinder is flexible.

340 UHD Hydraulic Excavator Specifications

Two-Piece Boom – with Bucket Linkages, without Bucket, Heavy Lift: On

Hydraulic Variable Gauge Undercarriage



Reach	Unit	3000 mm/10'0"		4500 mm/15'0"		6000 mm/20'0"		7500 mm/25'0"		9000 mm/30'0"		10 500 mm/35'0"		12 000 mm/40'0"		mm ft/in		
		kg	lb	kg	lb	kg	lb	kg	lb	kg	lb	kg	lb	kg	lb			
12 000 mm 40'0"	kg lb															*7850 *17,600	*7850 *17,600	7370 23'3"
10 500 mm 35'0"	kg lb							*8050 *17,150	*8050 *17,150	*7250 *16,000	*7250 *16,000					*7250 *16,000	*7250 *16,000	9030 29'1"
9000 mm 30'0"	kg lb							*7850 *16,850	*7850 *16,850	*6700 *15,100	*6700 *15,100					*6950 *15,300	*6950 *15,300	10 200 33'1"
7500 mm 25'0"	kg lb			*15 150 *32,900	*15 150 *32,900	*10 800 *23,300	*10 800 *23,300	*7300 *15,650	*7300 *15,650	*5800 *13,200	*5800 *13,200	*6750 *14,950	*6750 *14,950			*6700 *14,800	*6700 *14,800	11 050 36'0"
6000 mm 20'0"	kg lb			*14 600 *31,800	*14 600 *31,800	*9500 *20,550	*9500 *20,550	*6500 *14,000	*6500 *14,000	*5750 *12,450	*5750 *12,450	*6400 *14,300	*6400 *14,300			*6500 *14,350	6450 14,250	11 640 38'0"
4500 mm 15'0"	kg lb			*14 500 *29,350	*14 500 *29,350	*10 600 *22,300	*10 600 *22,300	*7700 *16,500	*7700 *16,500	*6350 *13,750	*6350 *13,750	*6400 *14,250	*6400 *14,250	*6500	5950	*6500 *14,250	5950 13,150	12 010 39'4"
3000 mm 10'0"	kg lb					*9400 *20,900	*9400 *20,900	*9700 *20,550	*9700 *20,550	*7350 *15,750	*7350 *15,750	*6750 *14,950	*6750 *14,950	*6700	5800	*6600 *14,450	5650 12,500	12 190 39'11"
1500 mm 5'0"	kg lb					*8400 *18,700	*8400 *18,700	*11 450 *24,750	10 800 23,350	*8650 *18,500	8500 18,350	*7500 *16,500	6900 14,850	*6950	5700	*6800 *15,000	5550 12,200	12 170 39'11"
0 mm 0'0"	kg lb			*11 000 *23,100	*11 000 *23,100	*8300 *18,200	*8300 *18,200	*12 000 *26,000	10 550 22,700	*9900 *21,500	8250 17,800	*8350 *18,050	6700 14,450			*7050 *15,550	5600 12,350	11 970 39'3"
-1500 mm -5'0"	kg lb			*9800 *21,400	*9800 *21,400	*13 200 *28,850	*13 200 *28,850	*11 400 *24,800	10 450 22,500	*9550 *20,700	8150 17,550	*8050 *17,300	6650 14,300			*6950 *15,300	5850 12,850	11 570 37'11"
-3000 mm -10'0"	kg lb	*18 750 *41,300	*18 750 *41,300	*15 550 *33,550	*15 550 *33,550	*12 000 *26,200	*12 000 *26,200	*10 500 *22,750	*10 500 *22,750	*8850 *19,100	8150 17,600	*7300 *15,550	6650 14,400			*6750 *14,850	6350 13,950	10 960 35'10"
-4500 mm -15'0"	kg lb			*15 700 *33,950	*15 700 *33,950	*11 200 *24,150	*11 200 *24,150	*9100 *19,600	*9100 *19,600	*7650 *16,250	*7650 *16,250					*6350 *13,900	*6350 *13,900	10 070 32'10"
-6000 mm -20'0"	kg lb			*16 100	*16 100	*11 550	*11 550									*9100 *21,300	*9100 *21,300	7400 23'0"



ISO 10567



* Indicates that the load is limited by hydraulic lifting capacity rather than tipping load. The above loads are in compliance with hydraulic excavator lift capacity standard ISO 10567:2007. They do not exceed 87% of hydraulic lifting capacity or 75% of tipping load. Weight of all lifting accessories must be deducted from the above lifting capacities. Lifting capacities are based on the machine standing on a firm, uniform supporting surface. The use of a work tool attachment point to handle/lift objects, could affect the machine lift performance.

Lift capacity stays with ±5% for all available track shoes.

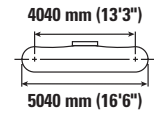
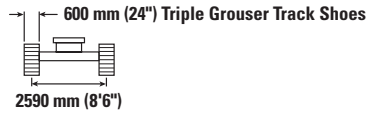
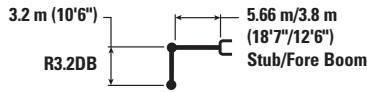
Always refer to the appropriate Operation and Maintenance Manual for specific product information.

VA-cylinder is flexible.

340 UHD Hydraulic Excavator Specifications

Two-Piece Boom – with Bucket Linkages, without Bucket, Heavy Lift: On

Fixed Gauge Undercarriage



Boom Length	Unit	3000 mm/10'0"		4500 mm/15'0"		6000 mm/20'0"		7500 mm/25'0"		9000 mm/30'0"		10 500 mm/35'0"		12 000 mm/40'0"		mm ft/in		
		kg	lb	kg	lb	kg	lb	kg	lb	kg	lb	kg	lb	kg	lb	kg	lb	
12 000 mm 40'0"	kg lb															*8000 *17,900	*8000 *17,900	7130 22'5"
10 500 mm 35'0"	kg lb							*8050 *17,100	*8050 *17,100							*7300 *16,150	6500 14,800	8870 28'6"
9000 mm 30'0"	kg lb							*7900 *17,000	*7900 *17,000	*6800 *15,400	6300 13,500					*6950 *15,350	4950 11,100	10 080 32'8"
7500 mm 25'0"	kg lb			*15 200 *33,100	*15 200 *33,100	*10 850 *23,450	*10 850 *23,450	*7400 *15,800	*7400 *15,800	*5900 *13,350	*5900 *13,000	*6750 *15,000	4450 9,500			6650 *14,850	4050 9,000	10 960 35'9"
6000 mm 20'0"	kg lb			*14 650 *31,900	*14 650 *31,900	*9600 *21,000	*9600 *21,000	*6400 *13,800	*6400 *13,800	*5700 *12,350	5650 12,150	*6450 *14,350	4250 9,150			5900 13,050	3450 7,650	11 580 37'10"
4500 mm 15'0"	kg lb			*13 700 *28,050	*13 700 *28,050	*10 150 *21,400	8800 18,900	*7550 *16,150	6750 14,600	*6300 *13,550	5200 11,150	*6400 *14,200	4000 8,550			5400 11,850	3050 6,750	11 980 39'2"
3000 mm 10'0"	kg lb					*9400 *21,050	7900 16,950	*9400 *20,000	5950 12,950	*7200 *15,450	4700 10,150	6500 13,950	3700 7,950	5200 2900		5100 11,200	2850 6,200	12 170 39'11"
1500 mm 5'0"	kg lb					*8300 *18,600	7300 15,600	9900 21,400	5450 11,800	7750 16,700	4350 9,350	6200 13,350	3450 7,450	5050 2800		4950 10,850	2700 5,900	12 180 39'11"
0 mm 0'0"	kg lb			*11 500 *24,200	*11 500 *24,200	*8250 *18,400	7050 15,100	9600 20,700	5200 11,150	7450 16,100	4100 8,800	6000 12,950	3300 7,050	4950 2700		4950 10,900	2700 5,900	12 010 39'4"
-1500 mm -5'0"	kg lb			*9300 *19,850	*9300 *19,850	*12 650 *28,900	7050 15,150	9500 20,450	5100 10,950	7350 15,800	3950 8,500	5900 12,750	3200 6,850			5150 11,350	2800 6,100	11 630 38'1"
-3000 mm -10'0"	kg lb	*18 300 *40,300	*18 300 *40,300	*15 350 *33,550	11 500 24,700	*12 150 *26,550	7200 15,450	9550 20,550	5100 11,000	7350 15,800	3950 8,500	5950 12,800	3200 6,900			5550 12,300	3050 6,650	11 040 36'1"
-4500 mm -15'0"	kg lb	*23 900 *53,300	*23 900 *52,800	*15 600 *33,750	11 750 25,250	*11 150 *24,150	7400 15,900	*9300 *20,050	5300 11,350	7450 16,100	4100 8,800					6350 *14,050	3500 7,750	10 190 33'3"
-6000 mm -20'0"	kg lb			*16 050 *34,750	12 300 26,500	*11 450 *24,850	7750 16,750	*8850 *19,300	5600 12,150							*8350 *19,200	5200 12,100	7930 25'0"



ISO 10567



* Indicates that the load is limited by hydraulic lifting capacity rather than tipping load. The above loads are in compliance with hydraulic excavator lift capacity standard ISO 10567:2007. They do not exceed 87% of hydraulic lifting capacity or 75% of tipping load. Weight of all lifting accessories must be deducted from the above lifting capacities. Lifting capacities are based on the machine standing on a firm, uniform supporting surface. The use of a work tool attachment point to handle/lift objects, could affect the machine lift performance.

Lift capacity stays with ±5% for all available track shoes.

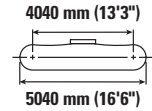
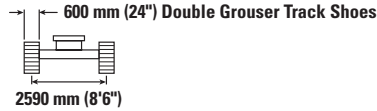
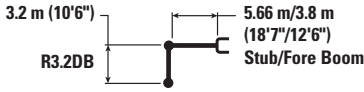
Always refer to the appropriate Operation and Maintenance Manual for specific product information.

VA-cylinder is flexible.

340 UHD Hydraulic Excavator Specifications

Two-Piece Boom – with Bucket Linkages, without Bucket, Heavy Lift: On

Fixed Gauge Undercarriage



Boom Length	Unit	3000 mm/10'0"		4500 mm/15'0"		6000 mm/20'0"		7500 mm/25'0"		9000 mm/30'0"		10 500 mm/35'0"		12 000 mm/40'0"		mm ft/in		
		kg	lb	kg	lb	kg	lb	kg	lb	kg	lb	kg	lb	kg	lb	kg	lb	
12 000 mm 40'0"	kg lb															*8000 *17,900	*8000 *17,900	7130 22'5"
10 500 mm 35'0"	kg lb							*8050 *17,100	*8050 *17,100							*7300 *16,150	6500 14,850	8870 28'6"
9000 mm 30'0"	kg lb							*7900 *17,000	*7900 *17,000	*6800 *15,400	6350 13,500					*6950 *15,350	4950 11,150	10 080 32'8"
7500 mm 25'0"	kg lb			*15 200 *33,100	*15 200 *33,100	*10 850 *23,450	*10 850 *23,450	*7400 *15,800	*7400 *15,800	*5900 *13,350	*5900 *13,050	4500 9,500				6700 *14,850	4050 9,000	10 960 35'9"
6000 mm 20'0"	kg lb			*14 650 *31,900	*14 650 *31,900	*9600 *21,000	*9600 *21,000	*6400 *13,800	*6400 *13,800	*5700 *12,350	5650 12,200	*6450 *14,350	4300 9,150			5900 13,050	3450 7,650	11 580 37'10"
4500 mm 15'0"	kg lb			*13 700 *28,050	*13 700 *28,050	*10 150 *21,400	8800 18,950	*7550 *16,150	6750 14,600	*6300 *13,550	5200 11,200	*6400 *14,200	4000 8,600			5400 11,900	3100 6,800	11 980 39'2"
3000 mm 10'0"	kg lb					*9400 *21,050	7900 17,000	*9400 *20,000	6000 13,000	*7200 *15,450	4750 10,200	6500 13,950	3750 8,000	5200 2900		5100 11,200	2850 6,250	12 170 39'11"
1500 mm 5'0"	kg lb					*8300 *18,600	7300 15,650	9950 21,450	5450 11,800	7750 16,750	4350 9,350	6250 13,400	3500 7,450	5100 2800		4950 10,900	2700 5,950	12 180 39'11"
0 mm 0'0"	kg lb			*11 500 *24,200	*11 500 *24,200	*8250 *18,400	7050 15,150	9650 20,750	5200 11,200	7500 16,150	4100 8,800	6050 13,000	3300 7,100	5000 2700		5000 10,950	2700 5,900	12 010 39'4"
-1500 mm -5'0"	kg lb			*9300 *19,850	*9300 *19,850	*12 650 29,000	7100 15,200	9550 20,500	5100 10,950	7350 15,850	3950 8,550	5950 12,800	3200 6,900			5150 11,400	2800 6,100	11 630 38'1"
-3000 mm -10'0"	kg lb	*18 300 *40,300	*18 300 *40,300	*15 350 *33,550	11 550 24,750	*12 150 *26,550	7200 15,500	9600 20,600	5150 11,050	7350 15,850	3950 8,550	5950 12,850	3250 6,950			5600 12,350	3050 6,700	11 040 36'1"
-4500 mm -15'0"	kg lb	*23 900 *53,300	*23 900 *52,950	*15 600 *33,750	11 800 25,350	*11 150 *24,150	7400 15,950	*9300 *20,050	5300 11,400	7500 16,150	4100 8,850					6350 *14,050	3500 7,800	10 190 33'3"
-6000 mm -20'0"	kg lb			*16 050 *34,750	12 350 26,600	*11 450 *24,850	7800 16,800	*8850 *19,300	5600 12,200							*8350 *19,200	5200 12,150	7930 25'0"



ISO 10567



* Indicates that the load is limited by hydraulic lifting capacity rather than tipping load. The above loads are in compliance with hydraulic excavator lift capacity standard ISO 10567:2007. They do not exceed 87% of hydraulic lifting capacity or 75% of tipping load. Weight of all lifting accessories must be deducted from the above lifting capacities. Lifting capacities are based on the machine standing on a firm, uniform supporting surface. The use of a work tool attachment point to handle/lift objects, could affect the machine lift performance.

Lift capacity stays with ±5% for all available track shoes.

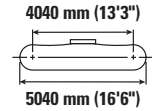
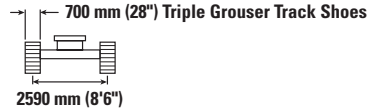
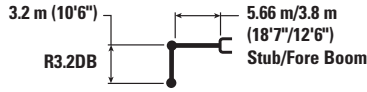
Always refer to the appropriate Operation and Maintenance Manual for specific product information.

VA-cylinder is flexible.

340 UHD Hydraulic Excavator Specifications

Two-Piece Boom – with Bucket Linkages, without Bucket, Heavy Lift: On

Fixed Gauge Undercarriage



Boom Length	Unit	3000 mm/10'0"		4500 mm/15'0"		6000 mm/20'0"		7500 mm/25'0"		9000 mm/30'0"		10 500 mm/35'0"		12 000 mm/40'0"		mm ft/in		
		kg	lb	kg	lb	kg	lb	kg	lb	kg	lb	kg	lb	kg	lb	kg	lb	
12 000 mm 40'0"	kg lb															*8000 *17,900	*8000 *17,900	7130 22'5"
10 500 mm 35'0"	kg lb							*8050 *17,100	*8050 *17,100							*7300 *16,150	6450 14,700	8870 28'6"
9000 mm 30'0"	kg lb							*7900 *17,000	*7900 *17,000	*6800 *15,400	6300 13,400					*6950 *15,350	4900 11,050	10 080 32'8"
7500 mm 25'0"	kg lb			*15 200 *33,100	*15 200 *33,100	*10 850 *23,450	*10 850 *23,450	*7400 *15,800	*7400 *15,800	*5900 *13,350	*5900 *12,950	*6750 *15,000	4450 9,400			6600 14,750	4000 8,900	10 960 35'9"
6000 mm 20'0"	kg lb			*14 650 *31,900	*14 650 *31,900	*9600 *21,000	*9600 *21,000	*6400 *13,800	*6400 *13,800	*5700 *12,350	5600 12,100	*6450 *14,350	4250 9,050			5850 12,900	3400 7,550	11 580 37'10"
4500 mm 15'0"	kg lb			*13 700 *28,050	*13 700 *28,050	*10 150 *21,400	8700 18,750	*7550 *16,150	6700 14,450	*6300 *13,550	5150 11,050	*6400 *14,200	3950 8,500			5350 11,750	3050 6,700	11 980 39'2"
3000 mm 10'0"	kg lb					*9400 *21,050	7800 16,800	*9400 *20,000	5900 12,850	*7200 *15,450	4650 10,050	6450 13,800	3700 7,900	5150 2900		5050 11,100	2800 6,150	12 170 39'11"
1500 mm 5'0"	kg lb					*8300 *18,600	7200 15,450	9850 21,200	5400 11,650	7700 16,550	4300 9,250	6150 13,250	3450 7,350	5000 2750		4900 10,750	2650 5,850	12 180 39'11"
0 mm 0'0"	kg lb			*11 500 *24,200	11 450 *24,200	*8250 *18,400	6950 14,950	9550 20,550	5150 11,050	7400 15,950	4050 8,700	5950 12,850	3250 7,000	4900 2650		4900 10,800	2650 5,800	12 010 39'4"
-1500 mm -5'0"	kg lb			*9300 *19,850	*9300 *19,850	*12 650 *28,650	7000 15,000	9450 20,300	5050 10,800	7250 15,650	3900 8,400	5850 12,600	3150 6,800			5100 11,250	2750 6,050	11 630 38'1"
-3000 mm -10'0"	kg lb	*18 300 *40,300	*18 300 *40,300	*15 350 *33,550	11 400 24,450	*12 150 *26,550	7100 15,300	9450 20,350	5050 10,900	7250 15,650	3900 8,400	5900 12,700	3200 6,850			5500 12,200	3000 6,600	11 040 36'1"
-4500 mm -15'0"	kg lb	*23 900 *53,300	*23 900 *52,350	*15 600 *33,750	11 650 25,050	*11 150 *24,150	7300 15,750	*9300 *20,050	5200 11,250	7400 15,950	4050 8,700					6300 13,950	3450 7,700	10 190 33'3"
-6000 mm -20'0"	kg lb			*16 050 *34,750	12 200 26,300	*11 450 *24,850	7700 16,600	*8850 *19,300	5550 12,050							*8350 *19,200	5150 12,000	7930 25'0"



ISO 10567



* Indicates that the load is limited by hydraulic lifting capacity rather than tipping load. The above loads are in compliance with hydraulic excavator lift capacity standard ISO 10567:2007. They do not exceed 87% of hydraulic lifting capacity or 75% of tipping load. Weight of all lifting accessories must be deducted from the above lifting capacities. Lifting capacities are based on the machine standing on a firm, uniform supporting surface. The use of a work tool attachment point to handle/lift objects, could affect the machine lift performance.

Lift capacity stays with ±5% for all available track shoes.

Always refer to the appropriate Operation and Maintenance Manual for specific product information.

VA-cylinder is flexible.

340 UHD Hydraulic Excavator Specifications

Attachments Offering Guide – Europe

Not all attachments are available in all regions. Consult your Cat dealer for configurations available in your region.

Match

No Match

* Working range front only

PIN-ON ATTACHMENTS

Undercarriage		Long					
Counterweight		9.0 mt (19,842 lb)					
Boom Type		Retrofit (Bent Position)			Retrofit (Straight Position)		
Stick Length		2.8 m (9'2")	3.2 m (10'6")	3.9 m (12'10")	2.8 m (9'2")	3.2 m (10'6")	3.9 m (12'10")
Hydraulic Hammers	H140 GC S	✓	✓	✓	✓	✓	✓
	H140 S	✓	✓	✓	✓	✓	✓
	H160 GC S	✓	✓	✓	✓	✓	✓
	H160 S	✓	✓	✓	✓	✓	✓
	H180 GC S	✓	✓	✓	✓	✓*	
	H180 S	✓	✓	✓	✓	✓*	
Multi-Processors	MP332 Concrete Cutter Jaw	✓	✓	✓	✓	✓	✓*
	MP332 Demolition Jaw	✓	✓	✓	✓	✓	✓*
	MP332 Pulverizer Jaw	✓	✓	✓	✓	✓	✓*
	MP332 Shear Jaw	✓	✓	✓	✓	✓	✓*
	MP332 Tank Shear Jaw	✓	✓	✓	✓	✓*	
	MP332 Universal Jaw	✓	✓	✓	✓	✓	✓*
Demolition and Sorting Grapples	G332	✓	✓	✓	✓	✓	✓
	G345	✓	✓	✓	✓	✓	
Mobile Scrap and Demolition Shears	S3035 Flat Top	✓	✓	✓	✓	✓	✓
Pulverizers	P232 Secondary Pulverizer	✓	✓	✓	✓	✓*	
	P332 Primary Pulverizer	✓	✓	✓	✓	✓	✓*
	P332 Primary Pulverizer-Flat Top	✓	✓	✓	✓	✓*	
Compactors (Vibratory Plate)	CVP110	✓	✓	✓	✓	✓	✓

(continued on next page)

340 UHD Hydraulic Excavator Specifications

Attachments Offering Guide – Europe (continued)

Not all Attachments are available in all regions. Consult your Cat dealer for configurations available in your region.

No Match

1800 kg/m³ (3,000 lb/yd³)

1200 kg/m³ (2,000 lb/yd³)

PIN-ON ATTACHMENTS (continued)

Undercarriage		Long					
Counterweight		9.0 mt (19,842 lb)					
Boom Type		Retrofit (Bent Position)			Retrofit (Straight Position)		
Stick Length		2.8 m (9'2")	3.2 m (10'6")	3.9 m (12'10")	2.8 m (9'2")	3.2 m (10'6")	3.9 m (12'10")
Orange Peel Grapples	GSH440-1150	●	●	●	●	●	○
	GSH440-1550	●	●	○	○	○	
	GSH455-1000	●	●	●	●	●	○
	GSH455-1500	●	●	○	○		
	GSH455-2000	○	○				
	GSH555-1000	●	●	○	○	○	
	GSH555-1500	○	○				
	GSM-50-1250	●	○	○			
	GSM-50-1500	○	○				
Clamshell Grapples	CTV20-1300	●	●	●	●	●	○
	CTV20-1500	●	●	●	●	○	○
	CTV20-1700	●	●	○	○	○	○
	CTV20-1900	●	●	○	○	○	
	CTV20-2300	○	○				
	CTV20-2700	○					
	CTV30-1700	●	○	○	○		
	CTV30-1900	○	○				
	CTV30-2300	○					

(continued on next page)

340 UHD Hydraulic Excavator Specifications

Attachments Offering Guide – Europe (continued)

Not all attachments are available in all regions. Consult your Cat dealer for configurations available in your region.

Match No Match * Working range front only

PIN-ON ATTACHMENTS (continued)

Undercarriage		Long	Long-Fixed Gauge
Counterweight		9.0 mt (19,842 lb)	9.0 mt (19,842 lb)
Boom Type		Two-Piece Boom	UHD 22 m (72'2")
Stick Length		3.2 m (10'6")	UHD 22 m (72'2")
Hydraulic Hammers	H140 GC S	✓	
	H140 S	✓	
	H160 GC S	✓	
	H160 S	✓	
	H180 GC S	✓	
	H180 S	✓	
Multi-Processors	MP318 Concrete Cutter Jaw		✓
	MP318 Demolition Jaw		✓
	MP318 Pulverizer Jaw		✓
	MP318 Shear Jaw		✓
	MP318 Universal Jaw		✓
	MP324 Concrete Cutter Jaw		✓
	MP324 Demolition Jaw		✓
	MP324 Pulverizer Jaw		✓
	MP324 Shear Jaw		✓
	MP324 Tank Shear Jaw		✓
	MP324 Universal Jaw		✓
	MP332 Concrete Cutter Jaw	✓	✓*
	MP332 Demolition Jaw	✓	✓*
	MP332 Pulverizer Jaw		✓*
	MP332 Shear Jaw	✓	✓*
MP332 Tank Shear Jaw	✓		
MP332 Universal Jaw	✓	✓*	
Demolition and Sorting Grapples	G324		✓
	G332	✓	✓
Mobile Scrap and Demolition Shears	S3025 Flat Top		✓
	S3035 Flat Top	✓	✓
Pulverizers	P232 Secondary Pulverizer	✓	
	P318 Primary Pulverizer		✓
	P324 Primary Pulverizer		✓
	P332 Primary Pulverizer	✓	✓
Compactors (Vibratory Plate)	CVP110	✓	

(continued on next page)

340 UHD Hydraulic Excavator Specifications

Attachments Offering Guide – Europe (continued)

Not all Attachments are available in all regions. Consult your Cat dealer for configurations available in your region.

Match

No Match

PIN-ON ATTACHMENTS (continued)

Undercarriage		Hydraulic Variable Gauge					
Counterweight		9.0 mt (19,842 lb)					
Boom Type		Retrofit (Bent Position)			Retrofit (Straight Position)		
Stick Length		2.8 m (9'2")	3.2 m (10'6")	3.9 m (12'10")	2.8 m (9'2")	3.2 m (10'6")	3.9 m (12'10")
Hydraulic Hammers	H140 GC S	✓	✓	✓	✓	✓	✓
	H140 S	✓	✓	✓	✓	✓	✓
	H160 GC S	✓	✓	✓	✓	✓	✓
	H160 S	✓	✓	✓	✓	✓	✓
	H180 GC S	✓	✓	✓	✓	✓	✓
	H180 S	✓	✓	✓	✓	✓	✓
Multi-Processors	MP332 Concrete Cutter Jaw	✓	✓	✓	✓	✓	✓
	MP332 Demolition Jaw	✓	✓	✓	✓	✓	✓
	MP332 Pulverizer Jaw	✓	✓	✓	✓	✓	✓
	MP332 Shear Jaw	✓	✓	✓	✓	✓	✓
	MP332 Tank Shear Jaw	✓	✓	✓	✓	✓	✓
	MP332 Universal Jaw	✓	✓	✓	✓	✓	✓
Demolition and Sorting Grapples	G332	✓	✓	✓	✓	✓	✓
	G345	✓	✓	✓	✓	✓	✓
Mobile Scrap and Demolition Shears	S3035 Flat Top	✓	✓	✓	✓	✓	✓
Pulverizers	P232 Secondary Pulverizer	✓	✓	✓	✓	✓	✓
	P332 Primary Pulverizer	✓	✓	✓	✓	✓	✓
	P332 Primary Pulverizer-Flat Top	✓	✓	✓	✓	✓	✓
Compactors (Vibratory Plate)	CVP110	✓	✓	✓	✓	✓	✓

(continued on next page)

340 UHD Hydraulic Excavator Specifications

Attachments Offering Guide – Europe (continued)

Not all Attachments are available in all regions. Consult your Cat dealer for configurations available in your region.

No Match

1800 kg/m³ (3,000 lb/yd³)

1200 kg/m³ (2,000 lb/yd³)

PIN-ON ATTACHMENTS (continued)

Undercarriage		Hydraulic Variable Gauge					
Counterweight		9.0 mt (19,842 lb)					
Boom Type		Retrofit (Bent Position)			Retrofit (Straight Position)		
Stick Length		2.8 m (9'2")	3.2 m (10'6")	3.9 m (12'10")	2.8 m (9'2")	3.2 m (10'6")	3.9 m (12'10")
Orange Peel Grapples	GSH440-1150	●	●	●	●	●	●
	GSH440-1550	●	●	●	●	●	●
	GSH455-1000	●	●	●	●	●	●
	GSH455-1500	●	●	●	●	●	○
	GSH455-2000	●	●	○	●	●	○
	GSH555-1000	●	●	●	●	●	●
	GSH555-1500	●	●	○	●	●	○
	GSM-50-1250	●	●	●	●	●	○
	GSM-50-1500	●	●	○	●	●	○
	GSM-50-2000	●	●		●	○	
	Clamshell Grapples	CTV20-1300	●	●	●	●	●
CTV20-1500		●	●	●	●	●	●
CTV20-1700		●	●	●	●	●	●
CTV20-1900		●	●	●	●	●	○
CTV20-2300		○	○	○	○	○	○
CTV20-2700		○	○	○	○	○	○
CTV30-1700		●	●	●	●	●	○
CTV30-1900		●	●	○	●	●	○
CTV30-2300		●	●	○	●	●	
CTV30-2700		●	○		●	○	
CTV30-2900		●	○		○	○	
CTV30-3100		●	○		○	○	

(continued on next page)

340 UHD Hydraulic Excavator Specifications

Attachments Offering Guide – Europe (continued)

Not all Attachments are available in all regions. Consult your Cat dealer for configurations available in your region.

Match

No Match

PIN-ON ATTACHMENTS (continued)

Undercarriage		Hydraulic Variable Gauge		
Counterweight		9.0 mt (19,842 lb)		
Boom Type		UHD 22 m (72'2")	UHD 25 m (82'0")	Two-Piece Boom
Stick Length		UHD 22 m (72'2")	UHD 25 m (82'0")	3.2 m (10'6")
Hydraulic Hammers	H140 GC S			✓
	H140 S			✓
	H160 GC S			✓
	H160 S			✓
	H180 GC S			✓
	H180 S			✓
Multi-Processors	MP318 Concrete Cutter Jaw	✓	✓	
	MP318 Demolition Jaw	✓	✓	
	MP318 Pulverizer Jaw	✓	✓	
	MP318 Shear Jaw	✓	✓	
	MP318 Universal Jaw	✓	✓	
	MP324 Concrete Cutter Jaw	✓	✓	
	MP324 Demolition Jaw	✓	✓	
	MP324 Pulverizer Jaw	✓	✓	
	MP324 Shear Jaw	✓	✓	
	MP324 Tank Shear Jaw	✓	✓	
	MP324 Universal Jaw	✓	✓	
	MP332 Concrete Cutter Jaw	✓		✓
	MP332 Demolition Jaw	✓		✓
	MP332 Pulverizer Jaw	✓		
	MP332 Shear Jaw	✓		✓
	MP332 Tank Shear Jaw			✓
MP332 Universal Jaw	✓		✓	
Demolition and Sorting Grapples	G324	✓	✓	
	G332	✓	✓	✓
Mobile Scrap and Demolition Shears	S3025 Flat Top	✓	✓	
	S3035 Flat Top	✓	✓	✓
Pulverizers	P232 Secondary Pulverizer			✓
	P318 Primary Pulverizer	✓	✓	
	P324 Primary Pulverizer	✓	✓	
	P332 Primary Pulverizer	✓		✓
Compactors (Vibratory Plate)	CVP110			✓

(continued on next page)

340 UHD Hydraulic Excavator Specifications

Attachments Offering Guide – Europe (continued)

Not all Attachments are available in all regions. Consult your Cat dealer for configurations available in your region.

Match
 * Working range front only
 † Allowed usage on machine less than 50%
 No Match

CAT PIN GRABBER COUPLER ATTACHMENTS

Undercarriage		Long						
Counterweight		9.0 mt (19,842 lb)						
Boom Type		Retrofit (Bent Position)			Retrofit (Straight Position)			Two-Piece Boom
		2.8 m (9'2")	3.2 m (10'6")	3.9 m (12'10")	2.8 m (9'2")	3.2 m (10'6")	3.9 m (12'10")	
Stick Length								
Hydraulic Hammers	H140 GC S	✓	✓	✓	✓	✓	✓	
	H140 S	✓	✓	✓	✓	✓	✓	
	H160 GC S	✓	✓	✓	✓	✓	✓*	
	H160 S	✓	✓	✓				
	H180 GC S	✓†	✓†					
	H180 S	✓†	✓†*					
Multi-Processors	MP332 Concrete Cutter Jaw	✓	✓	✓	✓*		✓	
	MP332 Demolition Jaw	✓	✓	✓*			✓	
	MP332 Pulverizer Jaw	✓	✓	✓*				
	MP332 Shear Jaw	✓	✓	✓	✓*	✓*	✓	
	MP332 Tank Shear Jaw	✓	✓					
	MP332 Universal Jaw	✓	✓	✓*			✓	
Demolition and Sorting Grapples	G332	✓	✓	✓	✓	✓*	✓	
	G345	✓	✓					
Mobile Scrap and Demolition Shears	S3035 Flat Top	✓	✓	✓		✓*	✓	
Pulverizers	P232 Secondary Pulverizer	✓	✓				✓	
	P332 Primary Pulverizer	✓	✓	✓*	✓*		✓	
	P332 Primary Pulverizer-Flat Top	✓	✓					
Compactors (Vibratory Plate)	CVP110	✓	✓	✓	✓	✓	✓	

(continued on next page)

340 UHD Hydraulic Excavator Specifications

Attachments Offering Guide – Europe (continued)

Not all Attachments are available in all regions. Consult your Cat dealer for configurations available in your region.

Match

† Allowed usage on machine less than 50%

No Match

CAT PIN GRABBER COUPLER ATTACHMENTS (continued)

Undercarriage		Hydraulic Variable Gauge						
Counterweight		9.0 mt (19,842 lb)						
Boom Type		Retrofit (Bent Position)			Retrofit (Straight Position)			Two-Piece Boom
		2.8 m (9'2")	3.2 m (10'6")	3.9 m (12'10")	2.8 m (9'2")	3.2 m (10'6")	3.9 m (12'10")	
Hydraulic Hammers	H140 GC S	✓	✓	✓	✓	✓	✓	✓
	H140 S	✓	✓	✓	✓	✓	✓	✓
	H160 GC S	✓	✓	✓	✓	✓	✓	✓
	H160 S	✓	✓	✓				✓
	H180 GC S	✓†	✓†			✓†		
	H180 S	✓†	✓†			✓†		
Multi-Processors	MP332 Concrete Cutter Jaw	✓	✓	✓	✓	✓	✓	✓
	MP332 Demolition Jaw	✓	✓	✓		✓	✓	✓
	MP332 Pulverizer Jaw	✓	✓	✓		✓		
	MP332 Shear Jaw	✓	✓	✓	✓	✓	✓	✓
	MP332 Tank Shear Jaw	✓	✓					
	MP332 Universal Jaw	✓	✓	✓		✓		✓
Demolition and Sorting Grapples	G332	✓	✓	✓	✓	✓	✓	✓
	G345	✓	✓					
Mobile Scrap and Demolition Shears	S3035 Flat Top	✓	✓	✓		✓	✓	✓
Pulverizers	P232 Secondary Pulverizer	✓	✓			✓		✓
	P332 Primary Pulverizer	✓	✓	✓	✓	✓	✓	✓
	P332 Primary Pulverizer-Flat Top	✓	✓		✓	✓		
Compactors (Vibratory Plate)	CVP110	✓	✓	✓	✓	✓	✓	✓

(continued on next page)

340 UHD Hydraulic Excavator Specifications

Attachments Offering Guide – Europe (continued)

Not all Attachments are available in all regions. Consult your Cat dealer for configurations available in your region.

Match

No Match

CW-40 DEDICATED COUPLER ATTACHMENTS

Undercarriage		Long-Fixed Gauge	Hydraulic Variable Gauge	
Counterweight		9.0 mt (19,842 lb)	9.0 mt (19,842 lb)	
Boom Type		UHD 22 m (72'2")	UHD 22 m (72'2")	UHD 25 m (82'0")
Stick Length		UHD 22 m (72'2")	UHD 22 m (72'2")	UHD 25 m (82'0")
Multi-Processors	MP318 Concrete Cutter Jaw	✓	✓	✓
	MP318 Demolition Jaw	✓	✓	✓
	MP318 Pulverizer Jaw	✓	✓	✓
	MP318 Shear Jaw	✓	✓	✓
	MP318 Universal Jaw	✓	✓	✓
	MP324 Concrete Cutter Jaw	✓	✓	✓
	MP324 Demolition Jaw	✓	✓	✓
	MP324 Pulverizer Jaw	✓	✓	✓
	MP324 Shear Jaw	✓	✓	✓
	MP324 Tank Shear Jaw	✓	✓	✓
	MP324 Universal Jaw	✓	✓	✓
Demolition and Sorting Grapples	G324	✓	✓	✓
	G332	✓	✓	
Mobile Scrap and Demolition Shears	S3025 Flat Top	✓	✓	✓
	S3035 Flat Top	✓	✓	
Pulverizers	P318 Primary Pulverizer	✓	✓	✓
	P324 Primary Pulverizer	✓	✓	✓

(continued on next page)

340 UHD Hydraulic Excavator Specifications

Attachments Offering Guide – Europe (continued)

Not all Attachments are available in all regions. Consult your Cat dealer for configurations available in your region.

Match
 * Working range front only
 † Allowed usage on machine less than 50%
 No Match

CW-45s DEDICATED COUPLER ATTACHMENTS

Undercarriage		Long					
Counterweight		9.0 mt (19,842 lb)					
Boom Type		Retrofit (Bent Position)			Retrofit (Straight Position)		
Stick Length		2.8 m (9'2")	3.2 m (10'6")	3.9 m (12'10")	2.8 m (9'2")	3.2 m (10'6")	3.9 m (12'10")
Hydraulic Hammers	H140 GC S	✓	✓	✓			
	H140 S	✓	✓	✓	✓	✓	✓
	H160 GC S	✓	✓	✓	✓	✓	✓*
	H160 S	✓	✓	✓			
	H180 GC S	✓†	✓†				
	H180 S	✓†	✓†				
Multi-Processors	MP332 Concrete Cutter Jaw	✓	✓	✓	✓	✓*	
	MP332 Demolition Jaw	✓	✓	✓	✓*	✓*	
	MP332 Pulverizer Jaw	✓	✓	✓	✓*	✓*	
	MP332 Shear Jaw	✓	✓	✓	✓	✓*	
	MP332 Tank Shear Jaw	✓	✓				
	MP332 Universal Jaw	✓	✓	✓	✓*	✓*	
Demolition and Sorting Grapples	G332	✓	✓	✓	✓	✓	✓*
	G345	✓	✓	✓*	✓*		
Mobile Scrap and Demolition Shears	S3035 Flat Top	✓	✓	✓	✓	✓*	
Pulverizers	P232 Secondary Pulverizer	✓	✓		✓*		
	P332 Primary Pulverizer	✓	✓	✓	✓	✓*	
	P332 Primary Pulverizer-Flat Top	✓	✓	✓*			
Compactors (Vibratory Plate)	CVP110	✓	✓	✓	✓	✓	✓

(continued on next page)

340 UHD Hydraulic Excavator Specifications

Attachments Offering Guide – Europe (continued)

Not all Attachments are available in all regions. Consult your Cat dealer for configurations available in your region.

Match
 * Working range front only
 † Allowed usage on machine less than 50%
 No Match

CW-45s DEDICATED COUPLER ATTACHMENTS (continued)

Undercarriage		Long	Long-Fixed Gauge
Counterweight		9.0 mt (19,842 lb)	9.0 mt (19,842 lb)
Boom Type		Two-Piece Boom	UHD 22 m (72'2")
Stick Length		3.2 m (10'6")	UHD 22 m (72'2")
Hydraulic Hammers	H140 GC S	✓	
	H140 S	✓	
	H160 GC S	✓	
	H160 S	✓	
	H180 S	✓†	
Multi-Processors	MP318 Concrete Cutter Jaw		✓
	MP318 Demolition Jaw		✓
	MP318 Pulverizer Jaw		✓
	MP318 Shear Jaw		✓
	MP318 Universal Jaw		✓
	MP324 Concrete Cutter Jaw		✓
	MP324 Demolition Jaw		✓
	MP324 Pulverizer Jaw		✓
	MP324 Shear Jaw		✓
	MP324 Tank Shear Jaw		✓
	MP324 Universal Jaw		✓
	MP332 Concrete Cutter Jaw	✓	
	MP332 Demolition Jaw	✓	
	MP332 Shear Jaw	✓	
	MP332 Tank Shear Jaw	✓	
MP332 Universal Jaw	✓		
Demolition and Sorting Grapples	G324		✓*
	G332	✓	
	G345	✓	
Mobile Scrap and Demolition Shears	S3025 Flat Top	✓	✓
	S3035 Flat Top	✓	✓*
Pulverizers	P232 Secondary Pulverizer	✓	
	P318 Primary Pulverizer		✓
	P324 Primary Pulverizer		✓
	P332 Primary Pulverizer	✓	
Compactors (Vibratory Plate)	CVP110	✓	

(continued on next page)

340 UHD Hydraulic Excavator Specifications

Attachments Offering Guide – Europe (continued)

Not all Attachments are available in all regions. Consult your Cat dealer for configurations available in your region.

Match

† Allowed usage on machine less than 50%

No Match

CW-45s DEDICATED COUPLER ATTACHMENTS (continued)

Undercarriage		Hydraulic Variable Gauge					
Counterweight		9.0 mt (19,842 lb)					
Boom Type		Retrofit (Bent Position)			Retrofit (Straight Position)		
Stick Length		2.8 m (9'2")	3.2 m (10'6")	3.9 m (12'10")	2.8 m (9'2")	3.2 m (10'6")	3.9 m (12'10")
Hydraulic Hammers	H140 GC S	✓	✓	✓			
	H140 S	✓	✓	✓	✓	✓	✓
	H160 GC S	✓	✓	✓	✓	✓	✓
	H160 S	✓	✓	✓			
	H180 GC S	✓†	✓†				
	H180 S	✓†	✓†				
Multi-Processors	MP332 Concrete Cutter Jaw	✓	✓	✓	✓	✓	✓
	MP332 Demolition Jaw	✓	✓	✓	✓	✓	✓
	MP332 Pulverizer Jaw	✓	✓	✓	✓	✓	✓
	MP332 Shear Jaw	✓	✓	✓	✓	✓	✓
	MP332 Tank Shear Jaw	✓	✓			✓	
	MP332 Universal Jaw	✓	✓	✓	✓	✓	✓
Demolition and Sorting Grapples	G332	✓	✓	✓	✓	✓	✓
	G345	✓	✓	✓	✓	✓	✓
Mobile Scrap and Demolition Shears	S3035 Flat Top	✓	✓	✓	✓	✓	✓
Pulverizers	P232 Secondary Pulverizer	✓	✓		✓	✓	
	P332 Primary Pulverizer	✓	✓	✓	✓	✓	✓
	P332 Primary Pulverizer-Flat Top	✓	✓	✓	✓	✓	✓
Compactors (Vibratory Plate)	CVP110	✓	✓	✓	✓	✓	✓

(continued on next page)

340 UHD Hydraulic Excavator Specifications

Attachments Offering Guide – Europe (continued)

Not all Attachments are available in all regions. Consult your Cat dealer for configurations available in your region.

Match
 † Allowed usage on machine less than 50%
 No Match

CW-45s DEDICATED COUPLER ATTACHMENTS (continued)

Undercarriage		Hydraulic Variable Gauge		
Counterweight		9.0 mt (19,842 lb)		
Boom Type		UHD 22 m (72'2")	UHD 25 m (82'0")	Two-Piece Boom
Stick Length		UHD 22 m (72'2")	UHD 25 m (82'0")	3.2 m (10'6")
Hydraulic Hammers	H140 GC S			✓
	H140 S			✓
	H160 GC S			✓
	H160 S			✓
	H180 S			✓†
Multi-Processors	MP318 Concrete Cutter Jaw	✓	✓	
	MP318 Demolition Jaw	✓	✓	
	MP318 Pulverizer Jaw	✓	✓	
	MP318 Shear Jaw	✓	✓	
	MP318 Universal Jaw	✓	✓	
	MP324 Concrete Cutter Jaw	✓	✓	
	MP324 Demolition Jaw	✓		
	MP324 Pulverizer Jaw	✓		
	MP324 Shear Jaw	✓	✓	
	MP324 Tank Shear Jaw	✓		
	MP324 Universal Jaw	✓		
	MP332 Concrete Cutter Jaw			✓
	MP332 Demolition Jaw			✓
	MP332 Shear Jaw			✓
	MP332 Tank Shear Jaw			✓
MP332 Universal Jaw			✓	
Demolition and Sorting Grapples	G324	✓	✓	
	G332			✓
Mobile Scrap and Demolition Shears	S3025 Flat Top	✓	✓	
	S3035 Flat Top	✓		✓
Pulverizers	P232 Secondary Pulverizer			✓
	P318 Primary Pulverizer	✓	✓	
	P324 Primary Pulverizer	✓		
	P332 Primary Pulverizer			✓
Compactors (Vibratory Plate)	CVP110			✓

(continued on next page)

340 UHD Hydraulic Excavator Specifications

Attachments Offering Guide – Europe (continued)

Not all Attachments are available in all regions. Consult your Cat dealer for configurations available in your region.

Match
 * Working range front only
 † Allowed usage on machine less than 50%
 No Match

CW-45 DEDICATED COUPLER ATTACHMENTS

Undercarriage		Long					
Counterweight		9.0 mt (19,842 lb)					
Boom Type		Retrofit (Bent Position)			Retrofit (Straight Position)		
Stick Length		2.8 m (9'2")	3.2 m (10'6")	3.9 m (12'10")	2.8 m (9'2")	3.2 m (10'6")	3.9 m (12'10")
Hydraulic Hammers	H140 GC S	✓	✓	✓		✓	
	H140 S	✓	✓	✓	✓	✓	✓
	H160 GC S	✓	✓	✓	✓	✓	✓*
	H160 S	✓	✓	✓			
	H180 GC S	✓†	✓†				
	H180 S	✓†	✓†*				
Multi-Processors	MP332 Concrete Cutter Jaw	✓	✓	✓	✓		✓*
	MP332 Demolition Jaw	✓	✓	✓	✓*		
	MP332 Pulverizer Jaw	✓	✓	✓	✓*		
	MP332 Shear Jaw	✓	✓	✓	✓		✓*
	MP332 Tank Shear Jaw	✓	✓				
	MP332 Universal Jaw	✓	✓	✓			
Demolition and Sorting Grapples	G332	✓	✓	✓	✓		✓
	G345	✓	✓	✓*			
Mobile Scrap and Demolition Shears	S3035 Flat Top	✓	✓	✓	✓		✓*
Pulverizers	P232 Secondary Pulverizer	✓	✓				
	P332 Primary Pulverizer	✓	✓	✓	✓*		✓*
	P332 Primary Pulverizer-Flat Top	✓	✓				
Compactors (Vibratory Plate)	CVP110	✓	✓	✓	✓	✓	✓

(continued on next page)

340 UHD Hydraulic Excavator Specifications

Attachments Offering Guide – Europe (continued)

Not all Attachments are available in all regions. Consult your Cat dealer for configurations available in your region.

Match
 * Working range front only
 † Allowed usage on machine less than 50%
 No Match

CW-45 DEDICATED COUPLER ATTACHMENTS (continued)

Undercarriage		Long	Long-Fixed Gauge
Counterweight		9.0 mt (19,842 lb)	9.0 mt (19,842 lb)
Boom Type		Two-Piece Boom	UHD 22 m (72'2")
Stick Length		3.2 m (10'6")	UHD 22 m (72'2")
Hydraulic Hammers	H140 GC S	✓	
	H140 S	✓	
	H160 GC S	✓	
	H160 S	✓	
	H180 GC S	✓†	
	H180 S	✓†	
Multi-Processors	MP318 Concrete Cutter Jaw		✓
	MP318 Demolition Jaw		✓
	MP318 Pulverizer Jaw		✓
	MP318 Shear Jaw		✓
	MP318 Universal Jaw		✓
	MP324 Concrete Cutter Jaw		✓
	MP324 Demolition Jaw		✓
	MP324 Pulverizer Jaw		✓
	MP324 Shear Jaw		✓
	MP324 Tank Shear Jaw		✓
	MP324 Universal Jaw		✓
	MP332 Concrete Cutter Jaw	✓	
	MP332 Demolition Jaw	✓	
	MP332 Shear Jaw	✓	
	MP332 Tank Shear Jaw	✓	
MP332 Universal Jaw	✓		
Demolition and Sorting Grapples	G324		✓*
	G332	✓	
Mobile Scrap and Demolition Shears	S3025 Flat Top		✓
	S3035 Flat Top	✓	
Pulverizers	P232 Secondary Pulverizer	✓	
	P318 Primary Pulverizer		✓
	P324 Primary Pulverizer		✓
	P332 Primary Pulverizer	✓	
Compactors (Vibratory Plate)	CVP110	✓	

(continued on next page)

340 UHD Hydraulic Excavator Specifications

Attachments Offering Guide – Europe (continued)

Not all Attachments are available in all regions. Consult your Cat dealer for configurations available in your region.

Match

Allowed usage on machine less than 50%

No Match

CW-45 DEDICATED COUPLER ATTACHMENTS (continued)

Undercarriage		Hydraulic Variable Gauge					
Counterweight		9.0 mt (19,842 lb)					
Boom Type		Retrofit (Bent Position)			Retrofit (Straight Position)		
Stick Length		2.8 m (9'2")	3.2 m (10'6")	3.9 m (12'10")	2.8 m (9'2")	3.2 m (10'6")	3.9 m (12'10")
Hydraulic Hammers	H140 GC S	✓	✓	✓		✓	
	H140 S	✓	✓	✓	✓	✓	✓
	H160 GC S	✓	✓	✓	✓	✓	✓
	H160 S	✓	✓	✓			
	H180 GC S	✓†	✓†				
	H180 S	✓†	✓†				
Multi-Processors	MP332 Concrete Cutter Jaw	✓	✓	✓	✓	✓	✓
	MP332 Demolition Jaw	✓	✓	✓	✓	✓	✓
	MP332 Pulverizer Jaw	✓	✓	✓	✓	✓	✓
	MP332 Shear Jaw	✓	✓	✓	✓	✓	✓
	MP332 Tank Shear Jaw	✓	✓			✓	
	MP332 Universal Jaw	✓	✓	✓		✓	✓
Demolition and Sorting Grapples	G332	✓	✓	✓	✓	✓	✓
	G345	✓	✓	✓			
Mobile Scrap and Demolition Shears	S3035 Flat Top	✓	✓	✓	✓	✓	✓
Pulverizers	P232 Secondary Pulverizer	✓	✓				
	P332 Primary Pulverizer	✓	✓	✓	✓	✓	✓
	P332 Primary Pulverizer-Flat Top	✓	✓				
Compactors (Vibratory Plate)	CVP110	✓	✓	✓	✓	✓	✓

(continued on next page)

340 UHD Hydraulic Excavator Specifications

Attachments Offering Guide – Europe (continued)

Not all Attachments are available in all regions. Consult your Cat dealer for configurations available in your region.

Match
 † Allowed usage on machine less than 50%
 No Match

CW-45 DEDICATED COUPLER ATTACHMENTS (continued)

Undercarriage		Hydraulic Variable Gauge		
Counterweight		9.0 mt (19,842 lb)		
Boom Type		UHD 22 m (72'2")	UHD 25 m (82'0")	Two-Piece Boom
Stick Length		UHD 22 m (72'2")	UHD 25 m (82'0")	3.20 m (10'6")
Hydraulic Hammers	H140 GC S			✓
	H140 S			✓
	H160 GC S			✓
	H160 S			✓†
	H180 GC S			✓†
Multi-Processors	MP318 Concrete Cutter Jaw	✓	✓	
	MP318 Demolition Jaw	✓	✓	
	MP318 Pulverizer Jaw	✓	✓	
	MP318 Shear Jaw	✓	✓	
	MP318 Universal Jaw	✓	✓	
	MP324 Concrete Cutter Jaw	✓		
	MP324 Demolition Jaw	✓		
	MP324 Pulverizer Jaw	✓		
	MP324 Shear Jaw	✓	✓	
	MP324 Tank Shear Jaw	✓		
	MP324 Universal Jaw	✓		
	MP332 Concrete Cutter Jaw			✓
	MP332 Demolition Jaw			✓
	MP332 Shear Jaw			✓
	MP332 Tank Shear Jaw			✓
MP332 Universal Jaw			✓	
Demolition and Sorting Grapples	G324	✓	✓	
	G332			✓
Mobile Scrap and Demolition Shears	S3025 Flat Top	✓	✓	
	S3035 Flat Top			✓
Pulverizers	P232 Secondary Pulverizer			✓
	P318 Primary Pulverizer	✓	✓	
	P324 Primary Pulverizer	✓		
	P332 Primary Pulverizer			✓
Compactors (Vibratory Plate)	CVP110			✓

(continued on next page)

340 UHD Hydraulic Excavator Specifications

Attachments Offering Guide – Europe (continued)

Not all Attachments are available in all regions. Consult your Cat dealer for configurations available in your region.

Match
 * Working range front only
 † Allowed usage on machine less than 50%
 No Match

S80 DEDICATED COUPLER ATTACHMENTS

Undercarriage		Long					
Counterweight		9.0 mt (19,842 lb)					
Boom Type		Retrofit (Bent Position)			Retrofit (Straight Position)		
Stick Length		2.8 m (9'2")	3.2 m (10'6")	3.9 m (12'10")	2.8 m (9'2")	3.2 m (10'6")	3.9 m (12'10")
Hydraulic Hammers	H140 GC S	✓	✓	✓	✓	✓	
	H140 S	✓	✓	✓	✓	✓	✓
	H160 GC S	✓	✓	✓	✓	✓	✓*
	H160 S	✓	✓	✓	✓	✓	
	H180 S	✓†	✓†				
Multi-Processors	MP332 Concrete Cutter Jaw-Flat Top	✓	✓	✓			
	MP332 Demolition Jaw-Flat Top	✓	✓	✓*			
	MP332 Pulverizer Jaw-Flat Top	✓	✓				
	MP332 Shear Jaw-Flat Top	✓	✓	✓			
	MP332 Tank Shear Jaw-Flat Top	✓	✓*				
	MP332 Universal Jaw-Flat Top	✓	✓				
Demolition and Sorting Grapples	G332	✓	✓	✓	✓	✓	✓*
	G345	✓	✓	✓*			
Mobile Scrap and Demolition Shears	S3035 Flat Top	✓	✓	✓	✓	✓*	
Pulverizers	P232 Secondary Pulverizer	✓	✓	✓*	✓*		
	P332 Primary Pulverizer-Flat Top	✓	✓	✓*			
Compactors (Vibratory Plate)	CVP110	✓	✓	✓	✓	✓	✓

(continued on next page)

340 UHD Hydraulic Excavator Specifications

Attachments Offering Guide – Europe (continued)

Not all Attachments are available in all regions. Consult your Cat dealer for configurations available in your region.

Match Allowed usage on machine less than 50% No Match

S80 DEDICATED COUPLER ATTACHMENTS (continued)

Undercarriage		Long	Hydraulic Variable Gauge
Counterweight		9.0 mt (19,842 lb)	9.0 mt (19,842 lb)
Boom Type		Two-Piece Boom	Retrofit (Bent Position)
Stick Length		3.2 m (10'6")	2.8 m (9'2")
Hydraulic Hammers	H140 GC S	✓	✓
	H140 S	✓	✓
	H160 GC S	✓	✓
	H160 S	✓	✓
	H180 S	✓†	✓†
Multi-Processors	MP332 Concrete Cutter Jaw-Flat Top		✓
	MP332 Demolition Jaw-Flat Top		✓
	MP332 Pulverizer Jaw-Flat Top		✓
	MP332 Shear Jaw-Flat Top		✓
	MP332 Tank Shear Jaw-Flat Top		✓
	MP332 Universal Jaw-Flat Top		✓
	MP345 Concrete Cutter Jaw-Flat Top		✓
	MP345 Demolition Jaw-Flat Top		✓
	MP345 Pulverizer Jaw-Flat Top		✓
MP345 Shear Jaw-Flat Top		✓	
Demolition and Sorting Grapples	G332	✓	✓
	G345		✓
Mobile Scrap and Demolition Shears	S3035 Flat Top	✓	✓
Pulverizers	P232 Secondary Pulverizer	✓	✓
	P332 Primary Pulverizer-Flat Top		✓
Compactors (Vibratory Plate)	CVP110	✓	✓

(continued on next page)

340 UHD Hydraulic Excavator Specifications

Attachments Offering Guide – Europe (continued)

Not all Attachments are available in all regions. Consult your Cat dealer for configurations available in your region.

Match Allowed usage on machine less than 50% No Match

S80 DEDICATED COUPLER ATTACHMENTS (continued)

Undercarriage		Hydraulic Variable Gauge					
Counterweight		9.0 mt (19,842 lb)					
Boom Type		Retrofit (Bent Position)			Retrofit (Straight Position)		Two-Piece Boom
		2.8 m (9'2")	3.2 m (10'6")	3.9 m (12'10")	3.2 m (10'6")	3.9 m (12'10")	3.2 m (10'6")
Hydraulic Hammers	H140 GC S	✓	✓	✓	✓	✓	✓
	H140 S	✓	✓	✓	✓	✓	✓
	H160 GC S	✓	✓	✓	✓	✓	✓
	H160 S	✓	✓	✓	✓	✓	✓
	H180 S	✓†					✓†
Multi-Processors	MP332 Concrete Cutter Jaw-Flat Top	✓	✓		✓	✓	
	MP332 Demolition Jaw-Flat Top	✓	✓		✓		
	MP332 Pulverizer Jaw-Flat Top	✓			✓		
	MP332 Shear Jaw-Flat Top	✓	✓		✓	✓	
	MP332 Tank Shear Jaw-Flat Top	✓					
	MP332 Universal Jaw-Flat Top	✓			✓		
Demolition and Sorting Grapples	G332	✓	✓	✓	✓	✓	✓
	G345	✓	✓		✓	✓	
Mobile Scrap and Demolition Shears	S3035 Flat Top	✓	✓	✓	✓	✓	✓
Pulverizers	P232 Secondary Pulverizer	✓	✓	✓	✓		✓
	P332 Primary Pulverizer-Flat Top	✓	✓	✓	✓	✓	
Compactors (Vibratory Plate)	CVP110	✓	✓	✓	✓	✓	✓

(continued on next page)

340 UHD Hydraulic Excavator Specifications

Attachments Offering Guide – Europe (continued)

Not all attachments are available in all regions. Consult your Cat dealer for configurations available in your region.

Match No Match * Working range front only

HCS70 COUPLER ATTACHMENTS

Undercarriage		Long-Fixed Gauge	Hydraulic Variable Gauge	
Counterweight		9.0 mt (19,842 lb)	9.0 mt (19,842 lb)	
Boom Type		UHD 22 m (72'2")	UHD 22 m (72'2")	UHD 25 m (82'0")
Stick Length		UHD 22 m (72'2")	UHD 22 m (72'2")	UHD 25 m (82'0")
Multi-Processors	MP318 Concrete Cutter Jaw	✓	✓	✓
	MP318 Demolition Jaw	✓	✓	✓
	MP318 Pulverizer Jaw	✓	✓	✓
	MP318 Shear Jaw	✓	✓	✓
	MP318 Universal Jaw	✓	✓	✓
	MP324 Concrete Cutter Jaw	✓	✓	✓
	MP324 Demolition Jaw	✓	✓	✓
	MP324 Pulverizer Jaw	✓	✓	
	MP324 Shear Jaw	✓	✓	✓
	MP324 Tank Shear Jaw	✓	✓	
	MP324 Universal Jaw	✓	✓	
Demolition and Sorting Grapples	G324	✓	✓	✓
	G332	✓	✓	
Mobile Scrap and Demolition Shears	S3025 Flat Top	✓	✓	✓
	S3035 Flat Top	✓*	✓	
Pulverizers	P318 Primary Pulverizer	✓	✓	✓
	P324 Primary Pulverizer	✓	✓	

HCS70/55 COUPLER ATTACHMENTS

Undercarriage		Long-Fixed Gauge	Hydraulic Variable Gauge	
Counterweight		9.0 mt (19,842 lb)	9.0 mt (19,842 lb)	
Boom Type		UHD 22 m (72'2")	UHD 22 m (72'2")	UHD 25 m (82'0")
Stick Length		UHD 22 m (72'2")	UHD 22 m (72'2")	UHD 25 m (82'0")
Multi-Processors	MP318 Concrete Cutter Jaw	✓	✓	✓
	MP318 Demolition Jaw	✓	✓	✓
	MP318 Pulverizer Jaw	✓	✓	✓
	MP318 Shear Jaw	✓	✓	✓
	MP318 Universal Jaw	✓	✓	✓
	MP324 Concrete Cutter Jaw	✓	✓	✓
	MP324 Demolition Jaw	✓	✓	
	MP324 Pulverizer Jaw	✓	✓	
	MP324 Shear Jaw	✓	✓	✓
	MP324 Tank Shear Jaw	✓	✓	
	MP324 Universal Jaw	✓	✓	
Demolition and Sorting Grapples	G324	✓	✓	✓
	G332	✓*	✓	
Mobile Scrap and Demolition Shears	S3025 Flat Top	✓	✓	✓
	S3035 Flat Top	✓*	✓	
Pulverizers	P318 Primary Pulverizer	✓	✓	✓
	P324 Primary Pulverizer	✓	✓	

(continued on next page)

340 UHD Hydraulic Excavator Specifications

Attachments Offering Guide – Europe (continued)

Not all Attachments are available in all regions. Consult your Cat dealer for configurations available in your region.

Match
 * Working range front only
 † Allowed usage on machine less than 50%
 No Match

HCS80 COUPLER ATTACHMENTS

Undercarriage		Long						
Counterweight		9.0 mt (19,842 lb)						
Boom Type		Retrofit (Bent Position)			Retrofit (Straight Position)			Two-Piece Boom
		2.8 m (9'2")	3.2 m (10'6")	3.9 m (12'10")	2.8 m (9'2")	3.2 m (10'6")	3.9 m (12'10")	
Hydraulic Hammers	H140 S	✓	✓	✓	✓	✓	✓	✓
	H160 S	✓	✓	✓	✓	✓		✓
	H180 S	✓†	✓†					✓†
Multi-Processors	MP332 Concrete Cutter Jaw-Flat Top	✓	✓	✓*				✓
	MP332 Demolition Jaw-Flat Top	✓	✓					✓
	MP332 Pulverizer Jaw-Flat Top	✓	✓					✓
	MP332 Shear Jaw-Flat Top	✓	✓	✓*	✓*			✓
	MP332 Tank Shear Jaw-Flat Top	✓	✓*					
	MP332 Universal Jaw-Flat Top	✓	✓					✓
Demolition and Sorting Grapples	G332	✓	✓	✓	✓	✓		✓
	G345	✓	✓	✓*				
Mobile Scrap and Demolition Shears	S3035 Flat Top	✓	✓	✓	✓	✓*		✓
Pulverizers	P232 Secondary Pulverizer	✓	✓					✓
	P332 Primary Pulverizer-Flat Top	✓	✓					✓
Compactors (Vibratory Plate)	CVP110	✓	✓	✓	✓	✓	✓	✓

(continued on next page)

340 UHD Hydraulic Excavator Specifications

Attachments Offering Guide – Europe (continued)

Not all Attachments are available in all regions. Consult your Cat dealer for configurations available in your region.

Match
 * Working range front only
 † Allowed usage on machine less than 50%
 No Match

HCS80 COUPLER ATTACHMENTS (continued)

Undercarriage		Hydraulic Variable Gauge						Two-Piece Boom
Counterweight		9.0 mt (19,842 lb)						
Boom Type		Retrofit (Bent Position)			Retrofit (Straight Position)			3.2 m (10'6")
		2.8 m (9'2")	3.2 m (10'6")	3.9 m (12'10")	2.8 m (9'2")	3.2 m (10'6")	3.9 m (12'10")	
Hydraulic Hammers	H140 S	✓	✓	✓	✓	✓	✓	✓
	H160 S	✓	✓	✓	✓	✓	✓	✓
	H180 S	✓†	✓†		✓†	✓†		✓†
Multi-Processors	MP332 Concrete Cutter Jaw-Flat Top	✓	✓	✓	✓	✓	✓	✓
	MP332 Demolition Jaw-Flat Top	✓	✓		✓	✓		✓
	MP332 Pulverizer Jaw-Flat Top	✓	✓		✓	✓		✓
	MP332 Shear Jaw-Flat Top	✓	✓	✓	✓	✓	✓	✓
	MP332 Tank Shear Jaw-Flat Top	✓	✓			✓		
	MP332 Universal Jaw-Flat Top	✓	✓		✓	✓		✓
Demolition and Sorting Grapples	G332	✓	✓	✓	✓	✓	✓	✓
	G345	✓	✓	✓	✓	✓	✓	
Mobile Scrap and Demolition Shears	S3035 Flat Top	✓	✓	✓	✓	✓	✓	✓
Pulverizers	P232 Secondary Pulverizer	✓	✓		✓	✓		✓
	P332 Primary Pulverizer-Flat Top	✓	✓		✓	✓		✓
Compactors (Vibratory Plate)	CVP110	✓	✓	✓	✓	✓	✓	✓

BOOM-MOUNT ATTACHMENTS

Undercarriage		Long		Hydraulic Variable Gauge	
Counterweight		9.0 mt (19,842 lb)		9.0 mt (19,842 lb)	
Boom Type		Retrofit (Bent Position)	Retrofit (Straight Position)	Retrofit (Bent Position)	Retrofit (Straight Position)
		Mobile Scrap and Demolition Shears	S2070	✓	✓
	S2090	✓	✓*	✓	✓
	S3070 Flat Top	✓		✓	✓

340 UHD Hydraulic Excavator Specifications

Attachments Offering Guide – Japan

Not all Attachments are available in all regions. Consult your Cat dealer for configurations available in your region.

Match * Working range front only No Match

PIN-ON ATTACHMENTS

Undercarriage		Long						
Counterweight		9.0 mt (19,842 lb)						
Boom Type		Retrofit (Bent Position)			Retrofit (Straight Position)			Two-Piece Boom
		2.8 m (9'2")	3.2 m (10'6")	3.9 m (12'10")	2.8 m (9'2")	3.2 m (10'6")	3.9 m (12'10")	
Hydraulic Hammers	H140 S	✓	✓	✓	✓	✓	✓	✓
	H160 S	✓	✓	✓	✓	✓	✓	✓
	H180 S	✓	✓	✓	✓	✓*	✓	✓

PIN-ON ATTACHMENTS

Undercarriage		Hydraulic Variable Gauge						
Counterweight		9.0 mt (19,842 lb)						
Boom Type		Retrofit (Bent Position)			Retrofit (Straight Position)			Two-Piece Boom
		2.8 m (9'2")	3.2 m (10'6")	3.9 m (12'10")	2.8 m (9'2")	3.2 m (10'6")	3.9 m (12'10")	
Hydraulic Hammers	H140 S	✓	✓	✓	✓	✓	✓	✓
	H160 S	✓	✓	✓	✓	✓	✓	✓
	H180 S	✓	✓	✓	✓	✓	✓	✓

(continued on next page)

340 UHD Hydraulic Excavator Specifications

Attachments Offering Guide – Japan (continued)

Not all Attachments are available in all regions. Consult your Cat dealer for configurations available in your region.

Match
 * Working range front only
 † Allowed usage on machine less than 50%
 No Match

CAT PIN GRABBER COUPLER ATTACHMENTS

Undercarriage		Long						
Counterweight		9.0 mt (19,842 lb)						
Boom Type		Retrofit (Bent Position)			Retrofit (Straight Position)			Two-Piece Boom
		2.8 m (9'2")	3.2 m (10'6")	3.9 m (12'10")	2.8 m (9'2")	3.2 m (10'6")	3.9 m (12'10")	
Hydraulic Hammers	H140 S	✓	✓	✓	✓	✓	✓	✓
	H160 S	✓	✓	✓				✓
	H180 S	✓†	✓†*					

CAT PIN GRABBER COUPLER ATTACHMENTS

Undercarriage		Hydraulic Variable Gauge						
Counterweight		9.0 mt (19,842 lb)						
Boom Type		Retrofit (Bent Position)			Retrofit (Straight Position)			Two-Piece Boom
		2.8 m (9'2")	3.2 m (10'6")	3.9 m (12'10")	2.8 m (9'2")	3.2 m (10'6")	3.9 m (12'10")	
Hydraulic Hammers	H140 S	✓	✓	✓	✓	✓	✓	✓
	H160 S	✓	✓	✓				✓
	H180 S	✓†	✓†			✓†		

BOOM-MOUNT ATTACHMENTS

Undercarriage		Long		Hydraulic Variable Gauge	
Counterweight		9.0 mt (19,842 lb)		9.0 mt (19,842 lb)	
Boom Type		Retrofit (Bent Position)	Retrofit (Straight Position)	Retrofit (Bent Position)	Retrofit (Straight Position)
		Mobile Scrap and Demolition Shears	S2070	✓	✓
	S2090	✓	✓*	✓	✓
	S3070 Flat Top	✓		✓	✓

340 UHD Hydraulic Excavator Specifications

Attachments Offering Guide – North America

Not all attachments are available in all regions. Consult your Cat dealer for configurations available in your region.

Match

No Match

* Working range front only

PIN-ON ATTACHMENTS

Undercarriage		Long					
Counterweight		9.0 mt (19,842 lb)					
Boom Type		Retrofit (Bent Position)			Retrofit (Straight Position)		
Stick Length		2.8 m (9'2")	3.2 m (10'6")	3.9 m (12'10")	2.8 m (9'2")	3.2 m (10'6")	3.9 m (12'10")
Hydraulic Hammers	H140 GC	✓	✓	✓	✓	✓	✓
	H140 GC S	✓	✓	✓	✓	✓	✓
	H140 S	✓	✓	✓	✓	✓	✓
	H160 GC	✓	✓	✓	✓	✓	✓
	H160 GC S	✓	✓	✓	✓	✓	✓
	H160 S	✓	✓	✓	✓	✓	✓
	H180 GC	✓	✓				
	H180 GC S	✓	✓	✓	✓	✓*	
	H180 S	✓	✓	✓	✓	✓*	
Multi-Processors	MP332 Concrete Cutter Jaw	✓	✓	✓	✓	✓	✓*
	MP332 Demolition Jaw	✓	✓	✓	✓	✓	✓*
	MP332 Pulverizer Jaw	✓	✓	✓	✓	✓	✓*
	MP332 Shear Jaw	✓	✓	✓	✓	✓	✓*
	MP332 Tank Shear Jaw	✓	✓	✓	✓	✓*	
	MP332 Universal Jaw	✓	✓	✓	✓	✓	✓*
Demolition and Sorting Grapples	G332	✓	✓	✓	✓	✓	✓
	G345	✓	✓	✓	✓	✓	
Mobile Scrap and Demolition Shears	S3035 Flat Top	✓	✓	✓	✓	✓	✓
Pulverizers	P232 Secondary Pulverizer	✓	✓	✓	✓	✓*	
	P332 Primary Pulverizer	✓	✓	✓	✓	✓	✓*
	P332 Primary Pulverizer-Flat Top	✓	✓	✓	✓	✓*	

(continued on next page)

340 UHD Hydraulic Excavator Specifications

Attachments Offering Guide – North America *(continued)*

Not all Attachments are available in all regions. Consult your Cat dealer for configurations available in your region.

No Match

1800 kg/m³ (3,000 lb/yd³)

1200 kg/m³ (2,000 lb/yd³)

PIN-ON ATTACHMENTS *(continued)*

Undercarriage		Long					
Counterweight		9.0 mt (19,842 lb)					
Boom Type		Retrofit (Bent Position)			Retrofit (Straight Position)		
Stick Length		2.8 m (9'2")	3.2 m (10'6")	3.9 m (12'10")	2.8 m (9'2")	3.2 m (10'6")	3.9 m (12'10")
Orange Peel Grapples	GSH440-1150	●	●	●	●	●	○
	GSH440-1550	●	●	○	○	○	
	GSH455-1000	●	●	●	●	●	○
	GSH455-1500	●	●	○	○		
	GSH455-2000	○	○				
	GSH555-1000	●	●	○	○	○	
	GSH555-1500	○	○				

(continued on next page)

340 UHD Hydraulic Excavator Specifications

Attachments Offering Guide – North America *(continued)*

Not all Attachments are available in all regions. Consult your Cat dealer for configurations available in your region.

Match No Match

PIN-ON ATTACHMENTS *(continued)*

Undercarriage		Hydraulic Variable Gauge					
Counterweight		9.0 mt (19,842 lb)					
Boom Type		Retrofit (Bent Position)			Retrofit (Straight Position)		
Stick Length		2.8 m (9'2")	3.2 m (10'6")	3.9 m (12'10")	2.8 m (9'2")	3.2 m (10'6")	3.9 m (12'10")
Hydraulic Hammers	H140 GC	✓	✓	✓	✓	✓	✓
	H140 GC S	✓	✓	✓	✓	✓	✓
	H140 S	✓	✓	✓	✓	✓	✓
	H160 GC	✓	✓	✓	✓	✓	✓
	H160 GC S	✓	✓	✓	✓	✓	✓
	H160 S	✓	✓	✓	✓	✓	✓
	H180 GC	✓	✓		✓	✓	
	H180 GC S	✓	✓	✓	✓	✓	✓
	H180 S	✓	✓	✓	✓	✓	✓
Multi-Processors	MP332 Concrete Cutter Jaw	✓	✓	✓	✓	✓	✓
	MP332 Demolition Jaw	✓	✓	✓	✓	✓	✓
	MP332 Pulverizer Jaw	✓	✓	✓	✓	✓	✓
	MP332 Shear Jaw	✓	✓	✓	✓	✓	✓
	MP332 Tank Shear Jaw	✓	✓	✓	✓	✓	✓
	MP332 Universal Jaw	✓	✓	✓	✓	✓	✓
Demolition and Sorting Grapples	G332	✓	✓	✓	✓	✓	✓
	G345	✓	✓	✓	✓	✓	✓
Mobile Scrap and Demolition Shears	S3035 Flat Top	✓	✓	✓	✓	✓	✓
Pulverizers	P232 Secondary Pulverizer	✓	✓	✓	✓	✓	✓
	P332 Primary Pulverizer	✓	✓	✓	✓	✓	✓
	P332 Primary Pulverizer-Flat Top	✓	✓	✓	✓	✓	✓
Compactors (Vibratory Plate)	CVP110	✓	✓	✓	✓	✓	✓

(continued on next page)

340 UHD Hydraulic Excavator Specifications

Attachments Offering Guide – North America *(continued)*

Not all Attachments are available in all regions. Consult your Cat dealer for configurations available in your region.

No Match

1800 kg/m³ (3,000 lb/yd³)

1200 kg/m³ (2,000 lb/yd³)

PIN-ON ATTACHMENTS *(continued)*

Undercarriage		Hydraulic Variable Gauge					
		9.0 mt (19,842 lb)					
Counterweight		Retrofit (Bent Position)			Retrofit (Straight Position)		
Boom Type		2.8 m (9'2")	3.2 m (10'6")	3.9 m (12'10")	2.8 m (9'2")	3.2 m (10'6")	3.9 m (12'10")
Stick Length		2.8 m (9'2")	3.2 m (10'6")	3.9 m (12'10")	2.8 m (9'2")	3.2 m (10'6")	3.9 m (12'10")
Orange Peel Grapples	GSH440-1150	●	●	●	●	●	●
	GSH440-1550	●	●	●	●	●	●
	GSH455-1000	●	●	●	●	●	●
	GSH455-1500	●	●	●	●	●	○
	GSH455-2000	●	●	○	●	●	○
	GSH555-1000	●	●	●	●	●	●
	GSH555-1500	●	●	○	●	●	○
Clamshell Grapples	CTV20-1500	●	●	●	●	●	●
	CTV20-2300	○	○	○	○	○	○
	CTV30-1900	●	●	○	●	●	○
	CTV30-2300	●	●		●	○	
	CTV30-2700	●	○		●	○	
	CTV30-2500	●	○		●	○	
	CTV30-3400	○			○		
	CTV30-3800	○			○		

(continued on next page)

340 UHD Hydraulic Excavator Specifications

Attachments Offering Guide – North America (continued)

Not all Attachments are available in all regions. Consult your Cat dealer for configurations available in your region.

Match No Match

PIN-ON ATTACHMENTS (continued)

Undercarriage		Hydraulic Variable Gauge		
Counterweight		9.0 mt (19,842 lb)		
Boom Type		UHD 22 m (72'2")	UHD 25 m (82'0")	Two-Piece Boom
Stick Length		UHD 22 m (72'2")	UHD 25 m (82'0")	3.2 m (10'6")
Hydraulic Hammers	H140 GC			✓
	H140 GC S			✓
	H140 S			✓
	H160 GC			✓
	H160 GC S			✓
	H160 S			✓
	H180 GC			✓
	H180 GC S			✓
	H180 S			✓
Multi-Processors	MP318 Concrete Cutter Jaw	✓	✓	
	MP318 Demolition Jaw	✓	✓	
	MP318 Pulverizer Jaw	✓	✓	
	MP318 Shear Jaw	✓	✓	
	MP318 Universal Jaw	✓	✓	
	MP324 Concrete Cutter Jaw	✓	✓	
	MP324 Demolition Jaw	✓	✓	
	MP324 Pulverizer Jaw	✓	✓	
	MP324 Shear Jaw	✓	✓	
	MP324 Tank Shear Jaw	✓	✓	
	MP324 Universal Jaw	✓	✓	
	MP332 Concrete Cutter Jaw	✓		✓
	MP332 Demolition Jaw	✓		✓
	MP332 Pulverizer Jaw	✓		
	MP332 Shear Jaw	✓		✓
	MP332 Tank Shear Jaw			✓
MP332 Universal Jaw	✓		✓	
Demolition and Sorting Grapples	G324	✓	✓	
	G332	✓	✓	✓
	G345			✓
Mobile Scrap and Demolition Shears	S3025 Flat Top	✓	✓	
	S3035 Flat Top	✓	✓	✓
Pulverizers	P232 Secondary Pulverizer			✓
	P318 Primary Pulverizer	✓	✓	
	P324 Primary Pulverizer	✓	✓	
	P332 Primary Pulverizer	✓		✓
Compactors (Vibratory Plate)	CVP110			✓

(continued on next page)

340 UHD Hydraulic Excavator Specifications

Attachments Offering Guide – North America *(continued)*

Not all Attachments are available in all regions. Consult your Cat dealer for configurations available in your region.

Match
 * Working range front only
 † Allowed usage on machine less than 50%
 No Match

CAT PIN GRABBER COUPLER ATTACHMENTS

Undercarriage		Long					
Counterweight		9.0 mt (19,842 lb)					
Boom Type		Retrofit (Bent Position)			Retrofit (Straight Position)		
Stick Length		2.8 m (9'2")	3.2 m (10'6")	3.9 m (12'10")	2.8 m (9'2")	3.2 m (10'6")	3.9 m (12'10")
Hydraulic Hammers	H140 GC	✓	✓	✓	✓	✓	✓*
	H140 GC S	✓	✓	✓	✓	✓	
	H140 S	✓	✓	✓	✓	✓	✓
	H160 GC	✓	✓	✓	✓	✓	
	H160 GC S	✓	✓	✓	✓	✓	✓*
	H160 S	✓	✓	✓			
	H180 GC	✓†*					
	H180 GC S	✓†	✓†				
	H180 S	✓†	✓†*				
Multi-Processors	MP332 Concrete Cutter Jaw	✓	✓	✓	✓*		
	MP332 Demolition Jaw	✓	✓	✓*			
	MP332 Pulverizer Jaw	✓	✓	✓*			
	MP332 Shear Jaw	✓	✓	✓	✓*	✓*	
	MP332 Tank Shear Jaw	✓	✓				
	MP332 Universal Jaw	✓	✓	✓*			
Demolition and Sorting Grapples	G332	✓	✓	✓	✓	✓*	
	G345	✓	✓				
Mobile Scrap and Demolition Shears	S3035 Flat Top	✓	✓	✓		✓*	
Pulverizers	P232 Secondary Pulverizer	✓	✓				
	P332 Primary Pulverizer	✓	✓	✓*	✓*		
	P332 Primary Pulverizer-Flat Top	✓	✓				
Compactors (Vibratory Plate)	CVP110	✓	✓	✓	✓	✓	✓

(continued on next page)

340 UHD Hydraulic Excavator Specifications

Attachments Offering Guide – North America (continued)

Not all Attachments are available in all regions. Consult your Cat dealer for configurations available in your region.

Match
 † Allowed usage on machine less than 50%
 No Match

CAT PIN GRABBER COUPLER ATTACHMENTS (continued)

Undercarriage		Hydraulic Variable Gauge							
Counterweight		9.0 mt (19,842 lb)							
Boom Type		Retrofit (Bent Position)			Retrofit (Straight Position)			Two-Piece Boom	
		2.8 m (9'2")	3.2 m (10'6")	3.9 m (12'10")	2.8 m (9'2")	3.2 m (10'6")	3.9 m (12'10")		3.2 m (10'6")
Stick Length	Hydraulic Hammers	H140 GC	✓	✓	✓	✓	✓	✓	✓
		H140 GC S	✓	✓	✓	✓	✓	✓	✓
		H140 S	✓	✓	✓	✓	✓	✓	✓
		H160 GC	✓	✓	✓	✓	✓	✓	✓
		H160 GC S	✓	✓	✓	✓	✓	✓	✓
		H160 S	✓	✓	✓				✓
		H180 GC	✓†	✓†					
		H180 GC S	✓†	✓†			✓†		
		H180 S	✓†	✓†			✓†		
Multi-Processors	MP332 Concrete Cutter Jaw	✓	✓	✓	✓	✓	✓	✓	
	MP332 Demolition Jaw	✓	✓	✓		✓	✓	✓	
	MP332 Pulverizer Jaw	✓	✓	✓		✓			
	MP332 Shear Jaw	✓	✓	✓	✓	✓	✓	✓	
	MP332 Tank Shear Jaw	✓	✓						
	MP332 Universal Jaw	✓	✓	✓		✓		✓	
Demolition and Sorting Grapples	G332	✓	✓	✓	✓	✓	✓	✓	
	G345	✓	✓						
Mobile Scrap and Demolition Shears	S3035 Flat Top	✓	✓	✓		✓	✓	✓	
Pulverizers	P232 Secondary Pulverizer	✓	✓			✓		✓	
	P332 Primary Pulverizer	✓	✓	✓	✓	✓	✓	✓	
	P332 Primary Pulverizer-Flat Top	✓	✓		✓	✓			
Compactors (Vibratory Plate)	CVP110	✓	✓	✓	✓	✓	✓	✓	

(continued on next page)

340 UHD Hydraulic Excavator Specifications

Attachments Offering Guide – North America (continued)

Not all Attachments are available in all regions. Consult your Cat dealer for configurations available in your region.

Match
 † Allowed usage on machine less than 50%
 No Match

S80 DEDICATED COUPLER ATTACHMENTS

Undercarriage		Hydraulic Variable Gauge						Two-Piece Boom
Counterweight		9.0 mt (19,842 lb)						
Boom Type		Retrofit (Bent Position)			Retrofit (Straight Position)			3.2 m (10'6")
		2.8 m (9'2")	3.2 m (10'6")	3.9 m (12'10")	2.8 m (9'2")	3.2 m (10'6")	3.9 m (12'10")	
Hydraulic Hammers	H140 GC S	✓	✓	✓	✓	✓	✓	✓
	H140 S	✓	✓	✓	✓	✓	✓	✓
	H160 GC	✓	✓	✓	✓	✓	✓	✓
	H160 GC S	✓	✓	✓	✓	✓	✓	✓
	H160 S	✓	✓	✓	✓	✓	✓	✓
	H180 S	✓†	✓†					✓†
Multi-Processors	MP332 Concrete Cutter Jaw-Flat Top	✓	✓	✓		✓	✓	
	MP332 Demolition Jaw-Flat Top	✓	✓	✓		✓		
	MP332 Pulverizer Jaw-Flat Top	✓	✓			✓		
	MP332 Shear Jaw-Flat Top	✓	✓	✓		✓	✓	
	MP332 Tank Shear Jaw-Flat Top	✓	✓					
	MP332 Universal Jaw-Flat Top	✓	✓			✓		
	MP345 Concrete Cutter Jaw-Flat Top	✓						
	MP345 Demolition Jaw-Flat Top	✓						
	MP345 Pulverizer Jaw-Flat Top	✓						
	MP345 Shear Jaw-Flat Top	✓						
Demolition and Sorting Grapples	G332	✓	✓	✓	✓	✓	✓	✓
	G345	✓	✓	✓		✓	✓	
Mobile Scrap and Demolition Shears	S3035 Flat Top	✓	✓	✓	✓	✓	✓	✓
Pulverizers	P232 Secondary Pulverizer	✓	✓	✓	✓	✓		✓
	P332 Primary Pulverizer-Flat Top	✓	✓	✓	✓	✓	✓	
Compactors (Vibratory Plate)	CVP110	✓	✓	✓	✓	✓	✓	✓

(continued on next page)

340 UHD Hydraulic Excavator Specifications

Attachments Offering Guide – North America (continued)

Not all Attachments are available in all regions. Consult your Cat dealer for configurations available in your region.

Match
 * Working range front only
 † Allowed usage on machine less than 50%
 No Match

HCS80 COUPLER ATTACHMENTS

Undercarriage		Hydraulic Variable Gauge						Two-Piece Boom
Counterweight		9.0 mt (19,842 lb)						
Boom Type		Retrofit (Bent Position)			Retrofit (Straight Position)			3.2 m (10'6")
		2.8 m (9'2")	3.2 m (10'6")	3.9 m (12'10")	2.8 m (9'2")	3.2 m (10'6")	3.9 m (12'10")	
Hydraulic Hammers	H140 S	✓	✓	✓	✓	✓	✓	✓
	H160 S	✓	✓	✓	✓	✓	✓	✓
	H180 S	✓†	✓†		✓†	✓†		✓†
Multi-Processors	MP332 Concrete Cutter Jaw-Flat Top	✓	✓	✓	✓	✓	✓	✓
	MP332 Demolition Jaw-Flat Top	✓	✓		✓	✓		✓
	MP332 Pulverizer Jaw-Flat Top	✓	✓		✓	✓		✓
	MP332 Shear Jaw-Flat Top	✓	✓	✓	✓	✓	✓	✓
	MP332 Tank Shear Jaw-Flat Top	✓	✓			✓		
	MP332 Universal Jaw-Flat Top	✓	✓		✓	✓		✓
Demolition and Sorting Grapples	G332	✓	✓	✓	✓	✓	✓	✓
	G345	✓	✓	✓	✓	✓	✓	
Mobile Scrap and Demolition Shears	S3035 Flat Top	✓	✓	✓	✓	✓	✓	✓
Pulverizers	P232 Secondary Pulverizer	✓	✓		✓	✓		✓
	P332 Primary Pulverizer-Flat Top	✓	✓		✓	✓		✓
Compactors (Vibratory Plate)	CVP110	✓	✓	✓	✓	✓	✓	✓

BOOM-MOUNT ATTACHMENTS

Undercarriage		Long		Hydraulic Variable Gauge	
Counterweight		9.0 mt (19,842 lb)		9.0 mt (19,842 lb)	
Boom Type		Retrofit (Bent Position)	Retrofit (Straight Position)	Retrofit (Bent Position)	Retrofit (Straight Position)
		Mobile Scrap and Demolition Shears	S2070	✓	✓
	S2090	✓	✓*	✓	✓
	S3070 Flat Top	✓		✓	✓

340 UHD Hydraulic Excavator Specifications

Bucket Specifications and Compatibility – Europe

	Linkage	Model							340 UHD Retrofit Boom							
		Undercarriage							Long							
		Width		Capacity		Weight		Fill	Bent Position			Straight Position			2PB	
		mm	in	m ³	yd ³	kg	lb	%	R2.8 m (9'2")	R3.2 m (10'6")	R3.9 m (12'10")	R2.8 m (9'2")	R3.2 m (10'6")	R3.9 m (12'10")	R3.2 m (10'6")	
Pin-On (No Quick Coupler)																
General Duty	DB	1350	53	1.64	2.14	1181	2,604	100	●	●	●	●	⊙	⊖	●	
	DB	1500	60	1.88	2.44	1286	2,834	100	●	●	⊙	⊖	⊖	○	⊙	
	DB	1650	65	2.12	2.77	1361	3,000	100	●	⊙	⊖	⊖	○	◇	⊖	
Heavy Duty	DB	1800	71	2.36	3.09	1465	3,231	100	⊙	⊖	○	○	○	◇	○	
	DB	1350	54	1.64	2.14	1450	3,196	100	●	●	●	⊙	⊖	○	⊙	
	DB	1500	60	1.88	2.46	1545	3,408	100	●	●	⊙	⊖	○	◇	⊖	
Severe Duty	DB	1650	66	2.12	2.77	1677	3,697	100	⊙	⊙	⊖	○	○	◇	○	
	DB	1800	72	2.36	3.08	1774	3,911	100	⊖	⊖	○	○	◇	X	○	
	DB	1650	66	2.15	2.81	1802	3,972	90	●	⊙	⊖	○	○	◇	○	
Maximum load with pin-on (payload + bucket)							kg	5700	5425	4765	4465	4195	3660	2271		
							lb	12,566	11,960	10,505	9,844	9,248	8,069	5,007		
With Cat Pin Grabber Coupler																
General Duty	DB	1350	53	1.64	2.14	1181	2,604	100	●	●	⊙	⊖	○	◇	⊖	
	DB	1500	60	1.88	2.44	1286	2,834	100	⊙	⊙	⊖	⊖	○	◇	○	
	DB	1650	65	2.12	2.77	1361	3,000	100	⊙	⊖	○	◇	◇	X	○	
Heavy Duty	DB	1800	71	2.36	3.09	1465	3,231	100	⊖	○	◇	◇	◇	X	◇	
	DB	1350	54	1.64	2.14	1450	3,196	100	●	●	⊖	○	○	◇	⊖	
	DB	1500	60	1.88	2.46	1545	3,408	100	⊙	⊖	○	○	◇	X	○	
Severe Duty	DB	1650	66	2.12	2.77	1677	3,697	100	⊖	⊖	◇	◇	◇	X	◇	
	DB	1800	72	2.36	3.08	1774	3,911	100	○	○	◇	X	X	X	◇	
	DB	1650	66	2.15	2.81	1802	3,972	90	⊖	⊖	○	◇	◇	X	◇	
Maximum load with coupler (payload + bucket)							kg	5004	4728	4066	3767	3500	2964	3834		
							lb	11,033	10,424	8,965	8,305	7,717	6,535	8,453		
With CW Quick Coupler																
General Duty	DB	1500	59	1.88	2.46	1256	2,768	100	●	⊙	⊖	⊖	○	◇	⊖	
	DB	1650	65	2.12	2.77	1334	2,940	100	⊙	⊖	○	○	◇	◇	○	
Heavy Duty	DB	1350	54	1.64	2.14	1419	3,128	100	●	●	⊙	⊖	○	◇	⊖	
	DB	1500	60	1.88	2.46	1516	3,342	100	⊙	⊙	⊖	○	○	◇	○	
Severe Duty	DB	1650	65	2.12	2.77	1650	3,637	100	⊖	⊖	○	◇	◇	X	◇	
	DB	1650	66	2.15	2.81	1775	3,913	90	⊙	⊖	○	○	◇	X	○	
Ditch Cleaning	DB	2200	87	2.40	3.14	1346	2,967	100	⊖	⊖	○	◇	◇	X	◇	
	DB	1800	72	1.96	2.56	1163	2,564	100	●	⊙	⊖	⊖	○	◇	⊖	
DB	2000	79	2.18	2.85	1250	2,756	100	⊙	⊖	○	○	◇	◇	○		
Maximum load with coupler (payload + bucket)							kg	5227	4951	4289	3990	3723	3187	4057		
							lb	11,524	10,915	9,456	8,796	8,208	7,026	8,944		
With CWS Quick Coupler																
General Duty	DB	1200	47	1.40	1.84	1026	2,262	100	●	●	●	●	⊙	⊖	●	
	DB	1650	65	2.12	2.77	1227	2,815	100	⊙	⊙	⊖	○	○	◇	○	
	DB	1800	71	2.36	3.09	1372	3,025	100	⊖	⊖	○	◇	◇	X	○	
Heavy Duty	DB	1500	60	1.88	2.46	1461	3,221	100	●	⊙	⊖	○	○	◇	○	
	DB	1650	66	2.12	2.77	1581	3,486	100	⊙	⊖	○	○	◇	X	○	
Severe Duty	DB	1650	66	2.15	2.81	1706	3,761	90	⊙	⊖	○	○	◇	X	○	
Ditch Cleaning	DB	2400	94	2.04	2.67	1266	2,791	100	⊙	⊙	⊖	○	○	◇	○	
	DB	2200	87	2.40	3.14	1347	2,970	100	⊖	⊖	○	◇	◇	X	○	
Maximum load with coupler (payload + bucket)							kg	5257	4981	4319	4020	3753	3217	4087		
							lb	11,590	10,981	9,522	8,863	8,274	7,092	9,010		

The above loads are in compliance with hydraulic excavator standard EN474-5:2006 + A3:2013, they do not exceed 87% of hydraulic lifting capacity or 75% of tipping capacity with front linkage fully extended at ground line with bucket curled. Capacity based on ISO 7451:2007.

Maximum Material Density:

- 2100 kg/m³ (3,500 lb/yd³)
- ⊙ 1800 kg/m³ (3,000 lb/yd³)
- ⊖ 1500 kg/m³ (2,500 lb/yd³)
- 1200 kg/m³ (2,000 lb/yd³)
- ◇ 900 kg/m³ (1,500 lb/yd³)
- X Not Recommended

Caterpillar recommends using appropriate work tools to maximize the value customers receive from our products. Use of work tools, including buckets, which are outside of Caterpillar's recommendations or specifications for weight, dimensions, flows, pressures, etc. may result in less-than-optimal performance, including but not limited to reductions in production, stability, reliability, and component durability. Improper use of a work tool resulting in sweeping, prying, twisting and/or catching of heavy loads will reduce the life of the boom and stick.

(continued on next page)

340 UHD Hydraulic Excavator Specifications

Bucket Specifications and Compatibility – Europe (continued)

	Linkage	Model							340 UHD Retrofit Boom						
		Undercarriage							HVG						
		Width		Capacity		Weight		Fill	Bent Position			Straight Position			2PB
		mm	in	m ³	yd ³	kg	lb	%	R2.8 m (9'2")	R3.2 m (10'6")	R3.9 m (12'10")	R2.8 m (9'2")	R3.2 m (10'6")	R3.9 m (12'10")	R3.2 m (10'6")
Pin-On (No Quick Coupler)															
General Duty	DB	1350	53	1.64	2.14	1181	2,604	100	●	●	●	●	●	●	●
	DB	1500	60	1.88	2.44	1286	2,834	100	●	●	●	●	●	●	●
	DB	1650	65	2.12	2.77	1361	3,000	100	●	●	●	●	●	●	⊙
Heavy Duty	DB	1800	71	2.36	3.09	1465	3,231	100	●	●	●	●	●	⊙	⊙
	DB	1350	54	1.64	2.14	1450	3,196	100	●	●	●	●	●	●	●
	DB	1500	60	1.88	2.46	1545	3,408	100	●	●	●	●	●	●	●
Severe Duty	DB	1650	66	2.12	2.77	1677	3,697	100	●	●	●	●	●	⊙	⊙
	DB	1800	72	2.36	3.08	1774	3,911	100	●	●	●	●	●	⊙	⊖
	DB	1650	66	2.15	2.81	1802	3,972	90	●	●	●	●	●	●	⊙
Maximum load with pin-on (payload + bucket)								kg	10 415	9270	6620	8515	8090	6060	6060
								lb	22,961	20,437	14,595	18,772	17,835	13,360	13,360
With Cat Pin Grabber Coupler															
General Duty	DB	1350	53	1.64	2.14	1181	2,604	100	●	●	●	●	●	●	●
	DB	1500	60	1.88	2.44	1286	2,834	100	●	●	●	●	●	●	⊙
	DB	1650	65	2.12	2.77	1361	3,000	100	●	●	●	●	●	⊙	⊖
Heavy Duty	DB	1800	71	2.36	3.09	1465	3,231	100	●	●	⊙	●	●	⊖	⊖
	DB	1350	54	1.64	2.14	1450	3,196	100	●	●	●	●	●	●	●
	DB	1500	60	1.88	2.46	1545	3,408	100	●	●	●	●	●	●	⊙
Severe Duty	DB	1650	66	2.12	2.77	1677	3,697	100	●	●	●	●	●	⊙	⊖
	DB	1800	72	2.36	3.08	1774	3,911	100	●	●	⊙	●	●	⊖	⊖
	DB	1650	66	2.15	2.81	1802	3,972	90	●	●	●	●	●	⊙	⊖
Maximum load with coupler (payload + bucket)								kg	9716	8574	5925	7817	7391	5360	4840
								lb	21,421	18,903	13,063	17,234	16,295	11,817	10,671
With CW Quick Coupler															
General Duty	DB	1500	59	1.88	2.46	1256	2,768	100	●	●	●	●	●	●	●
	DB	1650	65	2.12	2.77	1334	2,940	100	●	●	●	●	●	●	⊙
Heavy Duty	DB	1350	54	1.64	2.14	1419	3,128	100	●	●	●	●	●	●	●
	DB	1500	60	1.88	2.46	1516	3,342	100	●	●	●	●	●	●	⊙
Severe Duty	DB	1650	65	2.12	2.77	1650	3,637	100	●	●	●	●	●	⊙	⊖
	DB	1650	66	2.15	2.81	1775	3,913	90	●	●	●	●	●	⊙	⊖
Ditch Cleaning	DB	2200	87	2.40	3.14	1346	2,967	100	●	●	●	●	●	⊙	⊖
	DB	1800	72	1.96	2.56	1163	2,564	100	●	●	●	●	●	●	⊙
	DB	2000	79	2.18	2.85	1250	2,756	100	●	●	●	●	●	⊙	⊙
Maximum load with coupler (payload + bucket)								kg	9939	8797	6148	8040	7614	5583	5063
								lb	21,912	19,394	13,554	17,725	16,786	12,308	11,162
With CWS Quick Coupler															
General Duty	DB	1200	47	1.40	1.84	1026	2,262	100	●	●	●	●	●	●	●
	DB	1650	65	2.12	2.77	1227	2,815	100	●	●	●	●	●	●	⊙
	DB	1800	71	2.36	3.09	1372	3,025	100	●	●	●	●	●	⊙	⊖
Heavy Duty	DB	1500	60	1.88	2.46	1461	3,221	100	●	●	●	●	●	●	⊙
	DB	1650	66	2.12	2.77	1581	3,486	100	●	●	●	●	●	⊙	⊖
Severe Duty	DB	1650	66	2.15	2.81	1706	3,761	90	●	●	●	●	●	●	⊙
Ditch Cleaning	DB	2400	94	2.04	2.67	1266	2,791	100	●	●	●	●	●	●	⊙
	DB	2200	87	2.40	3.14	1347	2,970	100	●	●	●	●	●	⊙	⊖
Maximum load with coupler (payload + bucket)								kg	9969	8827	6178	8070	7644	5613	5093
								lb	21,978	19,460	13,620	17,791	16,852	12,375	11,228

The above loads are in compliance with hydraulic excavator standard EN474-5:2006 + A3:2013, they do not exceed 87% of hydraulic lifting capacity or 75% of tipping capacity with front linkage fully extended at ground line with bucket curled. Capacity based on ISO 7451:2007.

Maximum Material Density:

- 2100 kg/m³ (3,500 lb/yd³)
- ⊙ 1800 kg/m³ (3,000 lb/yd³)
- ⊖ 1500 kg/m³ (2,500 lb/yd³)

Caterpillar recommends using appropriate work tools to maximize the value customers receive from our products. Use of work tools, including buckets, which are outside of Caterpillar's recommendations or specifications for weight, dimensions, flows, pressures, etc. may result in less-than-optimal performance, including but not limited to reductions in production, stability, reliability, and component durability. Improper use of a work tool resulting in sweeping, prying, twisting and/or catching of heavy loads will reduce the life of the boom and stick.

340 UHD Hydraulic Excavator Specifications

Bucket Specifications and Compatibility – Japan

	Linkage	Model							340 UHD Retrofit Boom						
		Undercarriage							Long						
		Width		Capacity		Weight		Fill	Bent Position			Straight Position			2PB
		mm	in	m ³	yd ³	kg	lb	%	R2.8 m (9'2")	R3.2 m (10'6")	R3.9 m (12'10")	R2.8 m (9'2")	R3.2 m (10'6")	R3.9 m (12'10")	R3.2 m (10'6")
Pin-On (No Quick Coupler)															
General Duty Excavation	DB	1400	55	1.40	1.83	1163	2,563	100	●	●	●	●	●	⊙	●
	DB	1450	57	1.50	1.96	1200	2,645	100	●	●	●	●	●	⊖	●
	DB	1550	61	1.60	2.09	1262	2,783	100	●	●	●	●	⊙	⊖	●
Heavy Duty Excavation	DB	1450	57	1.40	1.83	1467	3,234	100	●	●	●	●	⊙	⊖	●
	DB	1500	59	1.50	1.96	1518	3,346	100	●	●	●	⊙	⊙	⊖	●
Heavy Duty	DB	1500	61	1.88	2.46	1583	3,490	100	●	●	⊖	⊖	⊙	◇	⊖
Heavy Duty – Skeleton	DB	1450	57	1.40	1.83	1466	3,232	100	●	●	●	●	⊙	⊖	●
Maximum load with pin-on (payload + bucket)								kg	5700	5425	4765	4465	4195	3660	2271
								lb	12,566	11,960	10,505	9844	9248	8069	5007

With Cat Pin Grabber Coupler															
General Duty Excavation	DB	1400	55	1.40	1.83	1163	2,563	100	●	●	●	⊙	⊖	○	⊙
	DB	1450	57	1.50	1.96	1200	2,645	100	●	●	⊙	⊙	⊖	○	⊙
	DB	1550	61	1.60	2.09	1262	2,783	100	●	●	⊙	⊖	○	◇	⊖
Heavy Duty Excavation	DB	1450	57	1.40	1.83	1467	3,234	100	●	●	⊙	⊖	⊖	◇	⊖
	DB	1500	59	1.50	1.96	1518	3,346	100	●	●	⊖	⊖	○	◇	⊖
Heavy Duty	DB	1500	60	1.88	2.46	1583	3,490	100	⊙	⊖	○	○	◇	X	○
Heavy Duty – Skeleton	DB	1450	57	1.40	1.83	1466	3,232	100	●	●	⊙	⊖	⊖	◇	⊖
Maximum load with coupler (payload + bucket)								kg	5004	4728	4066	3767	3500	2964	3834
								lb	11,033	10,424	8965	8305	7717	6535	8453

	Linkage	Model							340 UHD Retrofit Boom						
		Undercarriage							HVG						
		Width		Capacity		Weight		Fill	Bent Position			Straight Position			2PB
		mm	in	m ³	yd ³	kg	lb	%	R2.8 m (9'2")	R3.2 m (10'6")	R3.9 m (12'10")	R2.8 m (9'2")	R3.2 m (10'6")	R3.9 m (12'10")	R3.2 m (10'6")
Pin-On (No Quick Coupler)															
General Duty Excavation	DB	1400	55	1.40	1.83	1163	2,563	100	●	●	●	●	●	●	●
	DB	1450	57	1.50	1.96	1200	2,645	100	●	●	●	●	●	●	●
	DB	1550	61	1.60	2.09	1262	2,783	100	●	●	●	●	●	●	●
Heavy Duty Excavation	DB	1450	57	1.40	1.83	1467	3,234	100	●	●	●	●	●	●	●
	DB	1500	59	1.50	1.96	1518	3,346	100	●	●	●	●	●	●	●
Heavy Duty	DB	1500	61	1.88	2.46	1583	3,490	100	●	●	●	●	●	●	●
Heavy Duty – Skeleton	DB	1450	57	1.40	1.83	1466	3,232	100	●	●	●	●	●	●	●
Maximum load with pin-on (payload + bucket)								kg	10,415	9270	6620	8515	8090	6060	6060
								lb	22,961	20,437	14,595	18,772	17,835	13,360	13,360

With Cat Pin Grabber Coupler															
General Duty Excavation	DB	1400	55	1.40	1.83	1163	2,563	100	●	●	●	●	●	●	●
	DB	1450	57	1.50	1.96	1200	2,645	100	●	●	●	●	●	●	●
	DB	1550	61	1.60	2.09	1262	2,783	100	●	●	●	●	●	●	●
Heavy Duty Excavation	DB	1450	57	1.40	1.83	1467	3,234	100	●	●	●	●	●	●	●
	DB	1500	59	1.50	1.96	1518	3,346	100	●	●	●	●	●	●	●
Heavy Duty	DB	1500	60	1.88	2.46	1583	3,490	100	●	●	●	●	●	●	⊙
Heavy Duty – Skeleton	DB	1450	57	1.40	1.83	1466	3,232	100	●	●	●	●	●	●	●
Maximum load with coupler (payload + bucket)								kg	9716	8574	5925	7817	7391	5360	4840
								lb	21,421	18,903	13,063	17,234	16,295	11,817	10,671

The above loads are in compliance with hydraulic excavator standard EN474-5:2006 + A3:2013, they do not exceed 87% of hydraulic lifting capacity or 75% of tipping capacity with front linkage fully extended at ground line with bucket curled. Capacity based on ISO 7451:2007.

Maximum Material Density:

- 2100 kg/m³ (3,500 lb/yd³)
- ⊙ 1800 kg/m³ (3,000 lb/yd³)
- ⊖ 1500 kg/m³ (2,500 lb/yd³)
- 1200 kg/m³ (2,000 lb/yd³)
- ◇ 900 kg/m³ (1,500 lb/yd³)
- X Not Recommended

Caterpillar recommends using appropriate work tools to maximize the value customers receive from our products. Use of work tools, including buckets, which are outside of Caterpillar's recommendations or specifications for weight, dimensions, flows, pressures, etc. may result in less-than-optimal performance, including but not limited to reductions in production, stability, reliability, and component durability. Improper use of a work tool resulting in sweeping, prying, twisting and/or catching of heavy loads will reduce the life of the boom and stick.

340 UHD Hydraulic Excavator Specifications

Bucket Specifications and Compatibility – North America

	Linkage	Model							340 UHD Retrofit Boom						
		Undercarriage							HVG						
		Width		Capacity		Weight		Fill	Bent Position			Straight Position			2PB
		mm	in	m ³	yd ³	kg	lb	%	R2.8 m (9'2")	R3.2 m (10'6")	R3.9 m (12'10")	R2.8 m (9'2")	R3.2 m (10'6")	R3.9 m (12'10")	R3.2 m (10'6")
Pin-On (No Quick Coupler)															
General Duty Capacity	DB	750	30	0.94	1.23	960	2,115	100	●	●	●	●	●	●	●
	DB	900	36	1.19	1.56	1050	2,315	100	●	●	●	●	●	●	●
	DB	1050	42	1.46	1.91	1160	2,556	100	●	●	●	●	●	●	●
	DB	1200	48	1.73	2.26	1246	2,746	100	●	●	●	●	●	●	●
	DB	1350	54	2.00	2.62	1358	2,995	100	●	●	●	●	●	●	●
	DB	1500	60	2.27	2.97	1470	3,240	100	●	●	●	●	●	●	⊙
	DB	1650	66	2.55	3.33	1556	3,430	100	●	●	⊙	●	●	⊙	⊖
General Duty Capacity – Wide Tip	DB	800	32	1.18	1.54	1040	2,292	100	●	●	●	●	●	●	●
	DB	950	38	1.49	1.95	1135	2,503	100	●	●	●	●	●	●	●
	DB	1100	44	1.46	1.91	1158	2,552	100	●	●	●	●	●	●	●
	DB	1250	50	1.73	2.26	1243	2,739	100	●	●	●	●	●	●	●
	DB	1400	56	2.00	2.62	1355	2,988	100	●	●	●	●	●	●	●
	DB	1550	62	2.27	2.97	1468	3,236	100	●	●	●	●	●	●	⊙
	DB	1800	72	2.36	3.08	1859	4,098	100	●	●	●	●	●	⊙	⊖
Heavy Duty	DB	750	30	0.73	0.95	1033	2,278	100	●	●	●	●	●	●	●
	DB	900	36	0.95	1.24	1181	2,603	100	●	●	●	●	●	●	●
	DB	1050	42	1.17	1.54	1271	2,802	100	●	●	●	●	●	●	●
	DB	1200	48	1.40	1.84	1403	3,093	100	●	●	●	●	●	●	●
	DB	1350	54	1.64	2.14	1499	3,304	100	●	●	●	●	●	●	●
	DB	1500	60	1.88	2.46	1630	3,593	100	●	●	●	●	●	●	●
	DB	1650	66	2.12	2.77	1762	3,884	100	●	●	●	●	●	●	⊙
Heavy Duty Power	DB	900	36	0.95	1.24	1175	2,590	100	●	●	●	●	●	●	●
	DB	1200	48	1.40	1.83	1408	3,104	100	●	●	●	●	●	●	●
	DB	1350	54	1.63	2.13	1505	3,318	100	●	●	●	●	●	●	●
	DB	1500	60	1.86	2.43	1642	3,620	100	●	●	●	●	●	●	●
Severe Duty	DB	750	30	0.73	0.95	1088	2,399	90	●	●	●	●	●	●	●
	DB	900	36	0.95	1.24	1241	2,735	90	●	●	●	●	●	●	●
	DB	1050	42	1.17	1.54	1338	2,949	90	●	●	●	●	●	●	●
	DB	1200	48	1.40	1.83	1478	3,258	90	●	●	●	●	●	●	●
	DB	1350	54	1.64	2.14	1581	3,485	90	●	●	●	●	●	●	●
Extreme Duty	DB	1200	48	1.40	1.83	1621	3,573	90	●	●	●	●	●	●	●
Maximum load with pin-on (payload + bucket)								kg	10 415	9270	6620	8515	8090	6060	6060
								lb	22,961	20,437	14,595	18,772	17,835	13,360	13,360

The above loads are in compliance with hydraulic excavator standard EN474-5:2006 + A3:2013, they do not exceed 87% of hydraulic lifting capacity or 75% of tipping capacity with front linkage fully extended at ground line with bucket curled. Capacity based on ISO 7451:2007.

Maximum Material Density:

- 2100 kg/m³ (3,500 lb/yd³)
- ⊙ 1800 kg/m³ (3,000 lb/yd³)
- ⊖ 1500 kg/m³ (2,500 lb/yd³)

Caterpillar recommends using appropriate work tools to maximize the value customers receive from our products. Use of work tools, including buckets, which are outside of Caterpillar's recommendations or specifications for weight, dimensions, flows, pressures, etc. may result in less-than-optimal performance, including but not limited to reductions in production, stability, reliability, and component durability. Improper use of a work tool resulting in sweeping, prying, twisting and/or catching of heavy loads will reduce the life of the boom and stick.

(continued on next page)

340 UHD Hydraulic Excavator Specifications

Bucket Specifications and Compatibility – North America (continued)

	Linkage	Model							340 UHD Retrofit Boom							
		Undercarriage							HVG							
		Width		Capacity		Weight		Fill	Bent Position			Straight Position			2PB	
		mm	in	m ³	yd ³	kg	lb	%	R2.8 m (9'2")	R3.2 m (10'6")	R3.9 m (12'10")	R2.8 m (9'2")	R3.2 m (10'6")	R3.9 m (12'10")	R3.2 m (10'6")	
With Cat Pin Grabber Coupler																
General Duty Capacity	DB	750	30	0.94	1.23	960	2,115	100	●	●	●	●	●	●	●	
	DB	900	36	1.19	1.56	1050	2,315	100	●	●	●	●	●	●	●	
	DB	1050	42	1.46	1.91	1160	2,556	100	●	●	●	●	●	●	●	
	DB	1200	48	1.73	2.26	1246	2,746	100	●	●	●	●	●	●	●	
	DB	1350	54	2.00	2.62	1358	2,995	100	●	●	●	●	●	●	⊙	
	DB	1500	60	2.27	2.97	1470	3,240	100	●	●	⊙	●	●	⊙	⊖	
	DB	1650	66	2.55	3.33	1556	3,430	100	●	●	⊙	●	●	⊖	○	
General Duty Capacity – Wide Tip	DB	800	32	1.18	1.54	1040	2,292	100	●	●	●	●	●	●	●	
	DB	950	38	1.49	1.95	1135	2,503	100	●	●	●	●	●	●	●	
	DB	1100	44	1.46	1.91	1158	2,552	100	●	●	●	●	●	●	●	
	DB	1250	50	1.73	2.26	1243	2,739	100	●	●	●	●	●	●	●	
	DB	1400	56	2.00	2.62	1355	2,988	100	●	●	●	●	●	●	⊙	
	DB	1550	62	2.27	2.97	1468	3,236	100	●	●	⊙	●	●	⊙	⊖	
	DB	1650	66	2.12	2.77	1762	3,884	100	●	●	⊙	●	●	⊖	○	
Heavy Duty	DB	750	30	0.73	0.95	1033	2,278	100	●	●	●	●	●	●	●	
	DB	900	36	0.95	1.24	1181	2,603	100	●	●	●	●	●	●	●	
	DB	1050	42	1.17	1.54	1271	2,802	100	●	●	●	●	●	●	●	
	DB	1200	48	1.40	1.84	1403	3,093	100	●	●	●	●	●	●	●	
	DB	1350	54	1.64	2.14	1499	3,304	100	●	●	●	●	●	●	●	
	DB	1500	60	1.88	2.46	1630	3,593	100	●	●	●	●	●	⊙	⊙	
	DB	1650	66	2.12	2.77	1762	3,884	100	●	●	⊙	●	●	⊖	⊖	
Heavy Duty Power	DB	900	36	0.95	1.24	1175	2,590	100	●	●	●	●	●	●	●	
	DB	1200	48	1.40	1.83	1408	3,104	100	●	●	●	●	●	●	●	
	DB	1350	54	1.63	2.13	1505	3,318	100	●	●	●	●	●	●	●	
	DB	1500	60	1.86	2.43	1642	3,620	100	●	●	●	●	●	●	⊙	
	DB	900	36	0.87	1.14	1209	2,665	100	●	●	●	●	●	●	●	
	DB	1050	42	1.08	1.41	1312	2,892	100	●	●	●	●	●	●	●	
	DB	1200	48	1.29	1.69	1442	3,179	100	●	●	●	●	●	●	●	
Heavy Duty Pin Grabber Performance	DB	1350	54	1.50	1.96	1544	3,404	100	●	●	●	●	●	●	●	
	DB	1500	60	1.72	2.25	1681	3,706	100	●	●	●	●	●	●	⊙	
	DB	1650	66	1.93	2.52	1819	4,010	100	●	●	●	●	●	⊙	⊖	
	Severe Duty	DB	750	30	0.73	0.95	1088	2,399	90	●	●	●	●	●	●	●
		DB	900	36	0.95	1.24	1241	2,735	90	●	●	●	●	●	●	●
		DB	1050	42	1.17	1.54	1338	2,949	90	●	●	●	●	●	●	●
		DB	1200	48	1.40	1.83	1478	3,258	90	●	●	●	●	●	●	●
DB		1350	54	1.64	2.14	1581	3,485	90	●	●	●	●	●	●	●	
Severe Duty Pin Grabber Performance	DB	750	30	0.68	0.88	1095	2,414	90	●	●	●	●	●	●	●	
	DB	900	36	0.87	1.14	1272	2,804	90	●	●	●	●	●	●	●	
	DB	1200	48	1.29	1.69	1520	3,351	90	●	●	●	●	●	●	●	
	DB	1350	54	1.50	1.96	1628	3,589	90	●	●	●	●	●	●	●	
Extreme Duty	DB	1200	48	1.40	1.83	1621	3,573	90	●	●	●	●	●	●	●	
	Maximum load with coupler (payload + bucket)								kg	9716	8574	5925	7817	7391	5360	4840
								lb	21,421	18,903	13,063	17,234	16,295	11,817	10,671	

The above loads are in compliance with hydraulic excavator standard EN474-5:2006 + A3:2013, they do not exceed 87% of hydraulic lifting capacity or 75% of tipping capacity with front linkage fully extended at ground line with bucket curled. Capacity based on ISO 7451:2007.

Maximum Material Density:

- 2100 kg/m³ (3,500 lb/yd³)
- ⊙ 1800 kg/m³ (3,000 lb/yd³)
- ⊖ 1500 kg/m³ (2,500 lb/yd³)
- 1200 kg/m³ (2,000 lb/yd³)

Caterpillar recommends using appropriate work tools to maximize the value customers receive from our products. Use of work tools, including buckets, which are outside of Caterpillar's recommendations or specifications for weight, dimensions, flows, pressures, etc. may result in less-than-optimal performance, including but not limited to reductions in production, stability, reliability, and component durability. Improper use of a work tool resulting in sweeping, prying, twisting and/or catching of heavy loads will reduce the life of the boom and stick.

340 UHD Standard and Optional Equipment

Standard and Optional Equipment

Standard and optional equipment may vary. Consult your Cat dealer for details.

	Standard	Optional		Standard	Optional
BOOMS, STICKS AND LINKAGES			CAB		
22 m (72'2") UHD front		✓	Tilt-up demolition cab with P5A laminated front and roof glass	✓	
25 m (82'0") UHD front		✓	High-resolution 254 mm (10") LCD touchscreen monitor	✓	
Two-Piece Retrofit variable adjustment boom		✓	Automatic bi-level air conditioner	✓	
7.4 m (24'3") Retrofit boom		✓	Jog dial and shortcut keys for monitor control	✓	
2.8 m (9'2") Retrofit stick		✓	Keyless push-to-start engine control	✓	
3.2 m (10'6") Retrofit stick		✓	Height-adjustable console, infinite with no tool	✓	
3.9 m (12'10") Retrofit stick		✓	Tilt-up left-side console	✓	
Advanced tool control, UHD		✓	Cat® Stick Steer	✓	
Bucket linkage, DB family with lifting eye		✓	Heated and cooled seat with automatic adjustable suspension	✓	
Bucket linkage, Dedicated, C family with lifting eye		✓	51 mm (2") orange seat belt	✓	
Bucket linkage, Dedicated, B1 family linkage without lifting eye – Japan only		✓	Tilt rocker switch	✓	
Transport cradle for front		✓	Sky wiper switch	✓	
			Bluetooth® integrated radio (including USB, aux port and microphone)	✓	
			2 × 12V DC outlets	✓	
			Document storage	✓	
			Rear head storage net and lunchbox holder	✓	
			Oversized cup holder and bottle holder	✓	
			Coat hook	✓	
			Fixed one-piece P5A skylight hatch	✓	
			P5A fixed windshield	✓	
			Parallel wiper with washer	✓	
			Skylight wiper install capability	✓	
			LED interior lights	✓	
			Floor welcome light	✓	
			Roller front sunscreen	✓	
			Roller rear sunscreen		✓
			FOGS	✓	
			Washable floor mat	✓	
			Beacon ready	✓	
			Auxiliary relay	✓	

(continued on next page)

340 UHD Standard and Optional Equipment

Standard and Optional Equipment *(continued)*

Standard and optional equipment may vary. Consult your Cat dealer for details.

	Standard	Optional		Standard	Optional
CAT TECHNOLOGY			ENGINE		
Cat Product Link™	✓		Three selectable modes: Power, Smart, Eco	✓	
Stability monitoring system	✓		Automatic engine speed control	✓	
Electronic pitch and roll indicator	✓		Up to 4500 m (14,760 ft) altitude capability	✓	
Swing E-Fence	✓		Reversing fan	✓	
Travel direction indicator	✓		52° C (126° F) high-ambient cooling	✓	
Operator coaching	✓		-18° C (0° F) cold start capability	✓	
Electronic joystick pattern changer	✓		-32° C (-25° F) cold start capability		✓
CAT TECHNOLOGY – RETROFIT BOOM			115 Amp alternator	✓	
Cat GRADE with 2D and offset memory	✓		Electric fuel priming pump	✓	
Cat Payload:	✓		Primary filter with water separator and water separator indicator switch	✓	
– Static weigh			Cold start block heater		✓
– Semi-automatic calibration			Ether starting aid		✓
– Payload/cycle information			Double element air filter with integrated pre-cleaner	✓	
– USB reporting capability			Side-by-side cooling system	✓	
ELECTRICAL SYSTEM			Secure start with pin code	✓	
Maintenance-free 1,000 CCA batteries	✓		Remote disable	✓	
Centralized electrical disconnect switch	✓		HYDRAULIC SYSTEM		
LED chassis light– 1,800 lumens	✓		Boom lowering check valve		✓
			Stick lowering check valve		✓
			SmartBoom™ with BLCV and overload warning device*	✓	
			Fine swing	✓	
			Boom and stick regeneration circuit	✓	
			Electronic main control valve	✓	
			Heavy lift mode	✓	
			Automatic hydraulic oil warmup	✓	
			Reverse swing damping valve	✓	
			Automatic swing parking brake	✓	
			High performance hydraulic return filter	✓	
			Two-speed travel	✓	
			Bio hydraulic oil capability		✓
			Combined two-way auxiliary circuit		✓
			High and medium-pressure auxiliary circuits		✓
			Quick coupler circuit		✓

*Europe only

(continued on next page)

340 UHD Standard and Optional Equipment

Standard and Optional Equipment *(continued)*

Standard and optional equipment may vary. Consult your Cat dealer for details.

	Standard	Optional		Standard	Optional
SAFETY AND SECURITY			UNDERCARRIAGE AND STRUCTURES		
Caterpillar One Key security system	✓		Hydraulic Variable Gauge undercarriage		✓
Lockable external tool/storage box	✓		Fixed Gauge undercarriage – not available in North America		✓
Lockable door, fuel, and hydraulic tank locks	✓		Grease lubricated track, resin seal	✓	
Service platform with anti-skid plate	✓		Towing eye on base frame	✓	
Lockable fuel drain compartment	✓		9.0 mt (19,842 lb) counterweight	✓	
Right-hand handrail and handhold	✓		600 mm (24") HD triple grouser track shoes		✓
Signaling/warning horn	✓		600 mm (24") double grouser track shoes		✓
Travel alarm**	✓		700 mm (28") triple grouser track shoes		✓
Swing alarm**	✓		Full-length track guiding guards	✓	
Visibility mirror package		✓	Travel motor guard	✓	
Rear and right-hand-sideview cameras	✓		Bottom guard	✓	
360° visibility		✓			
SERVICE AND MAINTENANCE					
Integrated vehicle health management system		✓			
Grouped location for engine oil and fuel filters	✓				
Scheduled Oil Sampling (S-O-S SM) ports	✓				
QuickEvac TM maintenance ready		✓			
Remote flash	✓				
Electric refueling pump with auto shutoff*	✓				

*Europe only

**North America only

340 UHD Attachments

Dealer Installed Kits and Attachments

Attachments may vary. Consult your Cat dealer for details.

OTHER ATTACHMENTS

- Duct ready kit for Advanced Cabin Filtration (ACF)
- Worktool camera kit
- Rubber bumper

The following information applies to the machine at the time of final manufacture as configured for sale in the regions covered in this document. The content of this declaration is valid as of the date issued; however, content related to machine features and specifications are subject to change without notice. For additional information, please see the machine's Operation and Maintenance Manual.

For more information on sustainability in action and our progress, please visit <https://www.caterpillar.com/en/company/sustainability>.

Engine

- The Cat® C9.3B engine meets U.S. EPA Tier 4 Final, EU Stage V, and Japan 2014 emission standards.
- Cat diesel engines are required to use ULSD (ultra-low sulfur diesel fuel with 15 ppm of sulfur or less) or ULSD blended with the following lower-carbon intensity fuels up to:
 - ✓ 20% biodiesel FAME (fatty acid methyl ester)*
 - ✓ 100% renewable diesel, HVO (hydrogenated vegetable oil) and GTL (gas-to-liquid) fuels

Refer to guidelines for successful application. Please consult your Cat dealer or “Caterpillar Machine Fluids Recommendations” (SEBU6250) for details.

**Engines with no aftertreatment devices can use higher blends, up to 100% biodiesel.*

Air Conditioning System

- The air conditioning system on this machine contains the fluorinated greenhouse gas refrigerant R134a (Global Warming Potential = 1430). The system contains 1.0 kg (2.2 lb) of refrigerant which has a CO₂ equivalent of 1.430 metric tonnes (1.576 tons).

Paint

- Based on best available knowledge, the maximum allowable concentration, measured in parts per million (PPM), of the following heavy metals in paint are:
 - Barium < 0.01%
 - Cadmium < 0.01%
 - Chromium < 0.01%
 - Lead < 0.01%

Sound Performance

ISO 6395 (external) – 105 dB(A)

ISO 6396 (inside cab) – 73 dB(A)

- When properly installed and maintained, the cab offered by Caterpillar, when tested with doors and windows closed according to ANSI/SAE J1166 OCT98, meets OSHA and MSHA requirements for operator sound exposure limits in effect at time of manufacture.
- Hearing protection may be needed when operating with an open operator station and cab (when not properly maintained or doors/windows open) for extended periods or in a noisy environment.

Oils and Fluids

- Caterpillar factory fills with ethylene glycol coolants. Cat Diesel Engine Antifreeze/Coolant (DEAC) and Cat Extended Life Coolant (ELC) can be recycled. Consult your Cat dealer for more information.
- Cat Bio HYDO™ Advanced is an EU Ecolabel approved biodegradable hydraulic oil.
- Additional fluids are likely to be present, please consult the Operations and Maintenance Manual or the Application and Installation guide for complete fluid recommendations and maintenance intervals.

Features and Technology

- The following features and technology may contribute to fuel savings and/or carbon reduction. Features may vary. Consult your Cat dealer for details.
 - Smart mode matches machine power to digging requirements automatically
 - Eco mode minimizes fuel consumption for light applications
 - One-touch low idle with automatic engine speed control
 - Available Cat technologies improve operator efficiency by up to 45%
 - Cut costs with extended maintenance intervals

For more complete information on Cat products, dealer services, and industry solutions, visit us on the web at www.cat.com

© 2022 Caterpillar
All rights reserved

Materials and specifications are subject to change without notice. Featured machines in photos may include additional equipment. See your Cat dealer for available options.

CAT, CATERPILLAR, LET'S DO THE WORK, their respective logos, "Caterpillar Corporate Yellow," the "Power Edge" and Cat "Modern Hex" trade dress as well as corporate and product identity used herein, are trademarks of Caterpillar and may not be used without permission.

AEXQ2915-03 (11-2022)
Replaces AEXQ2915-02
Build Number: 07E
(Eur, N Am, Japan)

